

Global Commodity ETP Quarterly

Trends in the Global Commodity Exchange Traded Products Markets



Highlights

- › Commodity ETP Q2 Overview: Precious Metals in Demand as Macro Uncertainty Soars
- › Commodity ETP Returns, Flows and AUM Comparative Analysis
- › Commodity Fundamentals Analysis
- › Overview and Comparison of Commodity Index Methodologies
- › Comprehensive Guide to Global Commodity ETPs

Important Information

This document has been provided by ETF Securities (UK) Limited ("ETFS UK") for access to professional clients and investors only and no other person or entity should rely on the information contained herein. ETFS UK is authorised and regulated by the United Kingdom Financial Services Authority ("FSA").

This communication is provided for your general information only and does not constitute investment advice or an offer to sell or the solicitation of an offer to buy any investment.

This document includes independent market commentary prepared by ETFS UK based on publicly available information. It does not constitute financial product advice nor should be construed as an offer for sale or utilised as the basis for any investment decision. Although ETFS UK endeavours to ensure the accuracy of the content in this communication, ETFS UK does not warrant or guarantee its accuracy or correctness. Where ETFS UK has expressed its own opinions related to product or market activity, these views may change. Neither ETFS UK, nor any affiliate, nor any of their respective, officers, directors, partners, or employees accepts any liability whatsoever for any direct or consequential loss arising from any use of this publication or its contents.

The third party data providers used to source the information in this communication make no warranties or representation of any kind relating to the accuracy, completeness or timeliness of the data provided nor shall they have liability for any damages of any kind relating to such data. Any trademarks and service marks contained herein are the property of their respective owners.

The historical performance included in this document may be based on backtesting, i.e. calculations of how the index might have performed in the past if it had existed. Backtested performance information is purely hypothetical and is provided in this document solely for informational purposes. Backtested data does not represent actual performance and should not be interpreted as an indication of actual performance of an index or the relevant securities. Index performance does not reflect management fees, transaction costs or other applicable expenses. Indices are unmanaged and one cannot invest directly in an index. Historical performance is not an indication of future performance and any investments may go down in value.

ETFS UK is required by the FSA to clarify that it is not acting for you in any way in relation to the investment or investment activity to which this communication relates. In particular, ETFS UK will not provide any investment services to you and or advise you on the merits of, or make any recommendation to you in relation to, the terms of any transaction. No representative of ETFS UK is authorised to behave in any way which would lead you to believe otherwise. ETFS UK is not, therefore, responsible for providing you with the protections afforded to its clients and you should seek your own independent legal, investment and tax or other advice as you see fit.

The financial products referred to in this document may or may not be suitable for a particular investor. This information is not an offer of any financial products and should not be used as the basis for any investment decision. You should obtain your own independent financial, taxation and legal advice before making any decisions about any investment. Investment in the financial products discussed herein carries with it certain risks and reference should be made to the prospectus of the relevant financial product.

None of the index providers or indices referred to herein nor their licensors make any warranty or representation whatsoever either as to the result obtained from use of the relevant indices and/or the figures at which such indices stand at any particular day or otherwise. None of the index providers or indices shall be liable to any person for any errors or significant delays on the relevant indices nor shall be under any obligation to advise person of any error or significant delay therein.

Contents

Overview

Commodity ETP Q2 Overview: Precious Metals in Demand as Macro Uncertainty Soars	4
---	---

Summary Charts and Tables

Summary of Commodity ETP Performance Trends – AUM, Flow & Turnover	9
Commodity and Other Major Asset Class Index Performance Comparisons	16
Commodity ETPs – AUM, Net flows & Turnover Statistics	19
Top and Bottom Ten Global Commodity ETPs – AUM, Flow & Turnover	26
Commodity Futures Curves	33
Commodity Inventory Trends	37
Commodity Futures Positioning Data	42
Contango and Backwardation Analysis	46
Roll Yield Analysis	48
Comparison of Diversified Broad Indexes Tracked by Commodity ETPs	56
Commodity Index Weights	58

Commodity ETP Reference Guide

Contents	63
North America	64
Europe	80
Other Countries	134

Definitions and Other Information

Glossary & Key Definitions	142
Previous Editions of the Global Commodity ETP Quarterly	146
Issuer Details	147

Contacts

We welcome all questions, comments and suggestions. Please contact one of the team members below:

Michael Langerup, ETP Product Specialist, +44 (0)20 7448 8851
michael.langerup@etfsecurities.com

Edith Southammakosane, Research Analyst, +44 (0)20 7448 4342
edith.southammakosane@etfsecurities.com

Martin Arnold, Senior Research Analyst, +44 (0)20 7448 4384
martin.arnold@etfsecurities.com

Nicholas Brooks, Head of Research and Investment Strategy, +44 (0)20 7448 4371
nicholas.brooks@etfsecurities.com

This page has been left blank intentionally

Commodity ETP Sector Definitions

Throughout the Global Commodity ETP Quarterly, commodity ETPs have been grouped into six main sectors as detailed below:

- **Diversified Broad** contains Diversified Broad, Diversified Broad Light Energy and Diversified Broad ex Energy basket commodity ETPs
- **Agriculture** contains Diversified Agriculture basket, Cocoa, Coffee, Corn, Cotton, Grains, Rice, Softs, Soybeans, Soybean Meal, Soybean Oil, Sugar and Wheat commodity ETPs
- **Energy** contains Diversified Energy basket, Biofuels, Carbon, Coal, Crude Oil, Electricity, Gasoline, Heating Oil, Natural Gas and Petroleum commodity ETPs
- **Industrial Metals** contains Diversified Industrial Metals basket, Aluminium, Copper, Lead, Nickel, Tin, Uranium and Zinc commodity ETPs
- **Livestock** contains Diversified Livestock basket, Feeder Cattle, Lean Hogs and Live Cattle commodity ETPs
- **Precious Metals** contains Diversified Precious Metals basket, Gold, Palladium, Platinum, Rhodium and Silver commodity ETPs

Exchange Traded Products (ETPs) is the umbrella term covering Exchange Traded Funds (ETFs), Exchange Traded Commodities (ETCs), Exchange Traded Notes (ETNs), US Limited Partnerships (LPs), US Guarantor and other statutory trusts. Commodity ETPs are open-ended securities listed on a stock exchange tracking an underlying commodity asset. They do not include ETPs tracking the listed equities of companies involved in commodity businesses.

If not otherwise stated, all data in the publication is in US dollars.

Commodity ETP Q2 Overview

Precious Metals in Demand as Macro Uncertainty Soars

Gold ETP holdings hit an all-time high of 77 million ounces in Q2 as ETP investors took advantage of the gold price decline and slowing US economic growth raised expectations of a potential third round of quantitative easing by the US Fed. Silver also saw strong demand for similar reasons. While precious metals were in strong demand, deteriorating economic and financial conditions in Europe combined with signs of slowing growth in the US and China hit more cyclical commodities and other assets in Q2 2012, reversing most of the gains of the first quarter of the year. Although outflows from commodity ETPs were a relatively small \$1.1bn, price declines across the commodity sector caused the value of assets in commodity ETPs to fall by \$13.5bn to \$175bn, a 7.1% decline from the previous quarter.

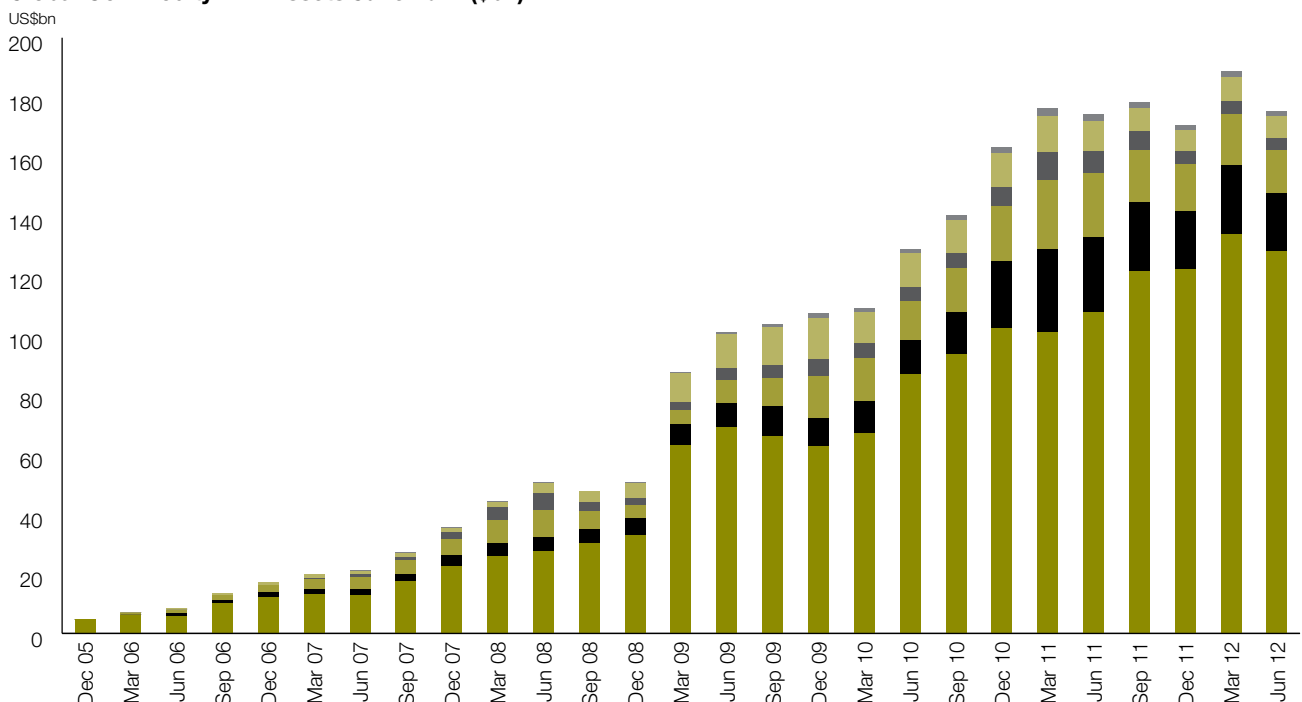
Precious metal ETPs see strong inflows

Precious metals ETPs saw strong demand during the quarter, with \$702mn of inflows as investors looked to precious metals as a hedge and buffer against continued global financial, economic and political turmoil.

Gold ETPs saw the largest inflows in the PM sector, with \$570mn of net new funds flowing into the commodity. Most of the inflows were in the latter part of the quarter with \$2.2bn occurring in June alone, the largest monthly inflows since November 2011. Early data indicates that

strong demand, particularly for physically-backed gold ETPs, continued in July. The outflows from gold ETPs in April and May appear to be tied to the strength of the US dollar versus the euro, which drove down the gold price and spooked short-term investors. In June, however, as slowing US economic growth and deteriorating macroeconomic conditions in Europe caused investors raise their expectations of a third round of quantitative easing, gold inflows surged.

Global Commodity ETP Assets June 2012 (\$bn)

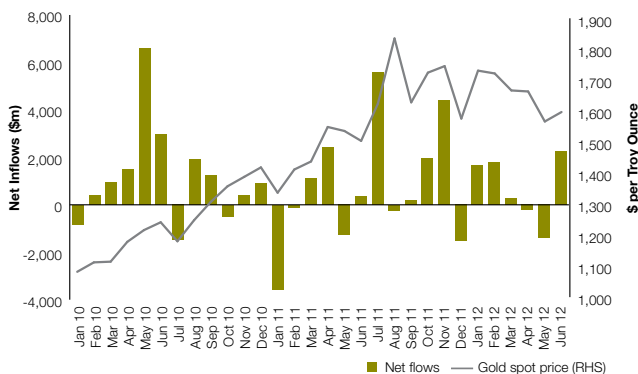


Source: ETF Securities, Bloomberg

Data: From December 31, 2005 to June 30, 2012

Legend: Gold (dark green), Diversified Broad (black), Other Precious Metals (light green), Agriculture (grey), Energy (yellow), Industrial Metals (dark grey)

Gold ETP Flows (monthly \$m)

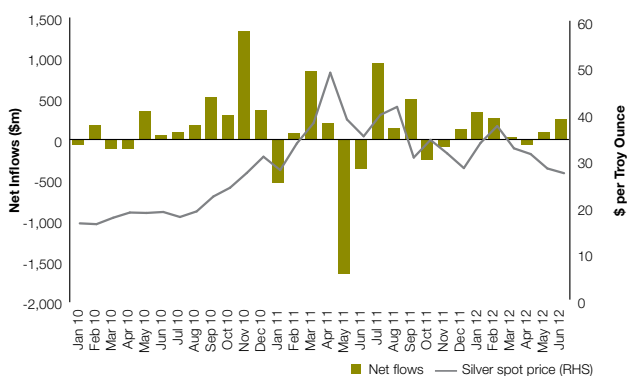


Source: ETF Securities, Bloomberg
Data: From January 1, 2010 to June 30, 2012

Silver ETPs seeing surprisingly strong demand

Although generally overlooked, it is interesting to note that quietly in the background, investors have been building long positions in silver ETPs. Silver jumped \$269mn, the second largest commodity ETP inflows in Q2 2012. The sharp drop in the silver price to a 21 month low in June 2012, its perceived hard asset/store of value characteristics and hopes the silver price will ride on the coat-tails of a potential gold price recovery later this year were likely the main forces driving the inflows.

Silver ETP Flows (monthly \$m)

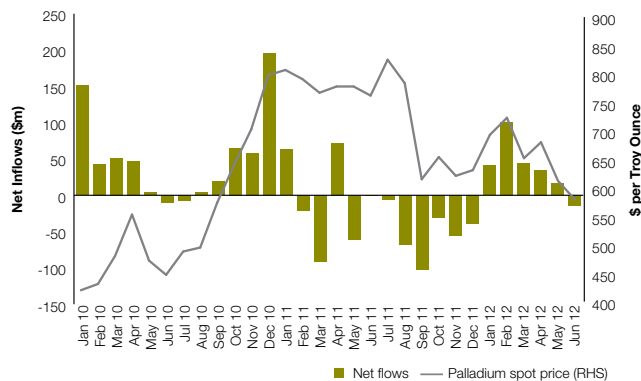


Source: ETF Securities, Bloomberg
Data: From January 1, 2010 to June 30, 2012

Palladium saw a small increase in net new demand, with inflows of \$36mn in Q2 2012. The inflows are somewhat surprising given the negative demand picture being painted during the quarter due to slowing China and US economic growth – palladium’s two key end markets. Part of the explanation for the inflows may have been the relative resilience of the US and Chinese gasoline auto markets (palladium’s main sources of demand) and investors using price weakness as an opportunity to accumulate longer term positions. Platinum, on the other hand, after seeing relatively strong inflows in the first quarter saw \$80mn of outflows, likely due to

investors concerns about the metal’s high exposure to rapidly slowing European diesel auto markets.

Palladium ETP Flows (monthly \$m)

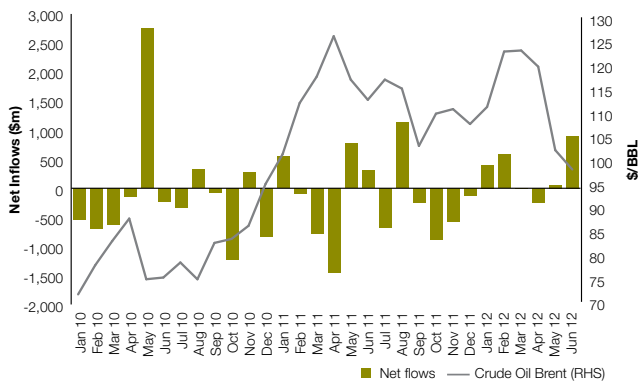


Source: ETF Securities, Bloomberg
Data: From January 1, 2010 to June 30, 2012

Oil ETP demand turns sharply stronger in June

As one might expect, oil ETPs saw outflows in Q2 2012, as increasing signs of slowing global growth, reduced concerns about an imminent military event in Iran and large increases in oil output by Saudi Arabia caused investors cut back their exposure to oil ETPs by \$73mn. However, it is interesting to note that all of the net outflows occurred in April and May, with inflows recovering to \$515mn in June, the largest monthly inflows since February 2012. There seem to be two main causes for the fluctuating oil flows. The first, as the chart on the next page shows, is that ETP investors have historically tended to trade oil price ranges, selling when prices rise sharply and buying when prices drop. Part of the selling in April and May is likely to have been related to politically driven price increases during that period, while the sharp price drop in May could have encouraged investors with longer term investment horizons to build long positions. An additional factor likely driving the June inflows is concern about the potential impact on supply of the European and US sanctions on sales of Iranian oil that went into effect on July 1 2012. While demand for long oil ETPs as a hedge against potential deterioration of political conditions in the Middle East will likely continue to provide support, with global growth indicators weakening and Europe still in crisis mode, most investors appear to be staying on the sidelines.

Crude Oil ETP Flows (monthly \$m)

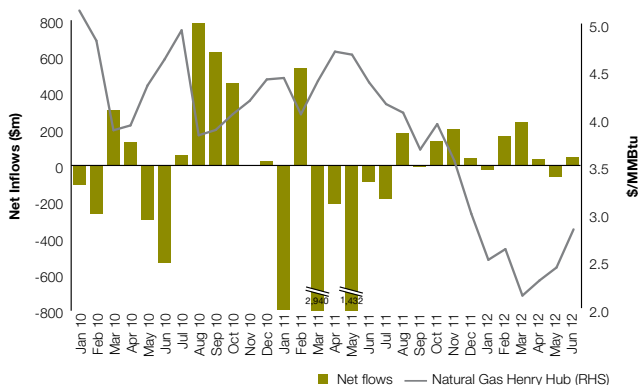


Source: ETF Securities, Bloomberg
Data: From January 1, 2010 to June 30, 2012

Natural gas outperforms

Natural gas ETPs were the surprise performers during the quarter. Warmer than expected weather in the US caused electricity demand to rise more than usual, driving increased demand for natural gas as an energy source. At the same time, historically low prices caused a number of producers to cut back natural gas production. The combination of the two trends, drove US benchmark Henry Hub prices up 33% during the quarter (most natural gas ETPs track US Henry Hub futures returns). ETP investors rode the trend, with natural gas ETPs seeing \$205mn of inflows in Q2, the third largest single commodity inflows behind only gold and silver. More recently the natural gas spot price has been having trouble breaking through the \$3.0/MMBtu level. US weather conditions will likely have a large bearing on where the price and flows go from here.

Natural Gas ETP Flows (monthly \$m)



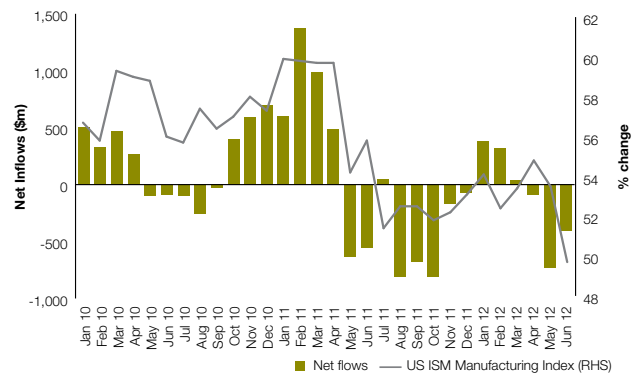
Source: ETF Securities, Bloomberg
Data: From January 1, 2010 to June 30, 2012

De-risking drives broad commodity ETPs outflows

The largest outflows in Q2 2012 were from broad diversified commodity ETPs, such as those tracking the broad DJ-UBS and GSCI commodity indices,

with \$1.1b of net outflows during the quarter. Broad commodity ETPs are used primarily by asset allocators and investors using commodities to diversify their portfolios. With growth slowing and European economic and financial risk on the rise it is no surprise that tactical investors pared their commodity ETP exposures during the quarter.

Diversified Broad ETP Flows (monthly \$m)



Source: ETF Securities, Bloomberg
Data: From January 1, 2010 to June 30, 2012

Industrial metal ETPs hit by slowing global growth

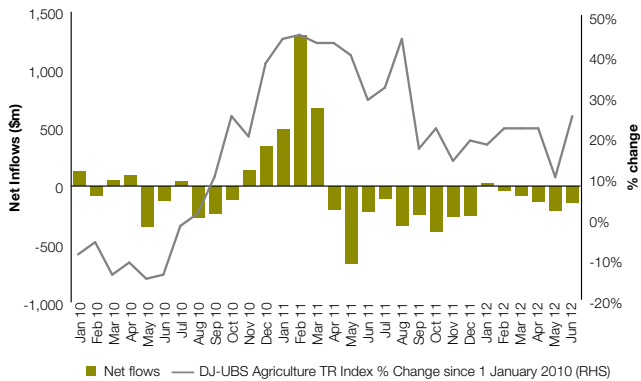
After seeing strong inflows through the first four months of the year, industrial metal ETPs saw a sharp reversal in May and June. It is unlikely to be a coincidence that the turnaround in positioning in what are often considered the most cyclically sensitive of assets, occurred as indicators of global economic growth started to turn down and Europe's sovereign crisis flared again. Just as copper ETPs saw the largest inflows in the first four months of the year, they also saw the largest outflows in May and June. The outlook for industrial metal flows in 2H 2012 will likely remain tightly tied to the health of the global economy.

Agriculture ETP demand drops as prices surge

Agriculture ETPs to the end of June saw five consecutive months of outflows. In Q2 the outflows totalled \$494mn, second only to broad diversified commodity ETPs. Most of the outflows were concentrated in the broad agriculture ETPs, with relatively diverse flow trends across individual agriculture ETPs. It is unclear what is behind the large reduction in long exposure to agriculture ETPs. That the outflows are focused in the broad agriculture trackers indicates it may be part of the broader asset allocation decision to reduce commodity exposure during a period of weakening global growth and high tail risks. However, historically, agriculture prices have been less correlated to the business cycle than many other assets, so the position reduction appears somewhat counter-intuitive.

More recently, with heat waves and generally poor growing conditions for many crops driving a number of key agriculture commodity prices higher it will be interesting to see if flows start to follow in the third quarter.

Agriculture ETP Flows (monthly \$m)



Source: ETF Securities, Bloomberg
Data: From January 1, 2010 to June 30, 2012

Conclusions and outlook

Despite weak macroeconomic conditions, demand for commodity ETPs held up relatively well in Q2 2012, highlighting continued strong underlying investor demand for hard assets in an era of high government debt and unconventional monetary policy. While commodity ETP outflows were a relatively small \$1.1b during the quarter, price declines caused the value of assets in global commodity ETPs to fall by a more substantial \$13.5bn to \$175bn. Most of the outflows were concentrated in broad diversified commodity ETPs, indicating the outflows were primarily driven by a tactical allocation decision to reduce exposure to cyclical assets. Gold and silver bucked the general trend, with particularly strong inflows in June as investors started to position themselves for a potential third round of quantitative easing by the Fed on the back of weak US employment and lead indicator data. The other major exception to the general downtrend was natural gas, with long-suffering investors finally seeing strong price performance and new inflows following the upward price trend.

The outlook for the second half of 2012 will, predictably, be highly dependent on global growth and risk appetite trends. While most attention is focused on Europe, what happens to US growth and monetary policy may in fact turn out to be the most important driver of asset allocation decisions in 2H 2012. Currently US employment trends and key lead indicators point to slower growth in the third quarter. While this may be negative for cyclical assets in the near term, if it prompts an earlier and stronger reaction by the Fed, it could turn out to be positive for commodities – particularly precious metals. China is the other wild card. Growth is moderating, but with inflation well under control the government is significantly stepping up both monetary and fiscal stimulus. Agriculture is another interesting area, with poor growing conditions and historically low stock-to-use ratios for a number of agriculture commodities potentially providing upside surprise.

Global Commodity ETP Assets and Flows to June 2012 (\$m)

Sector	AUM				Net Flows ¹	
	Q3 '11	Q4 '11	Q1 '12	Q2 '12	Change Q2 '12	Q2 '12
Diversified Broad	17,455	15,653	17,077	14,326	(2,751)	(1,122)
Diversified	16,891	15,164	16,625	13,963	(2,662)	(1,058)
Diversified – Ex Energy	456	351	331	261	(70)	(54)
Diversified – Light Energy	108	137	121	102	(19)	(11)
Agriculture	6,064	4,387	4,290	3,959	(331)	(494)
Diversified	4,771	3,337	3,233	3,037	(196)	(336)
Cocoa	27	29	35	41	6	5
Coffee	62	50	51	51	0	5
Corn	210	159	147	126	(21)	(28)
Cotton	127	83	80	68	(12)	0
Grains	382	294	297	284	(13)	(37)
Rice	0	0	0	0	0	0
Softs	82	57	48	44	(4)	2
Soybeans	54	49	53	41	(12)	(15)
Soybeans Meal	0	0	0	0	0	0
Soybeans Oil	7	7	9	9	0	1
Sugar	135	83	88	75	(13)	(5)
Wheat	206	239	248	182	(66)	(85)
Energy	7,855	6,962	7,962	7,257	(705)	6
Diversified	476	426	515	429	(85)	(40)
Biofuels	8	0	0	0	0	0
Carbon	3	2	2	3	0	0
Coal	0	0	0	0	0	0
Crude Oil	4,486	4,244	5,691	4,751	(941)	(73)
Electricity	0	0	1	1	(0)	0
Gasoline	115	98	193	98	(95)	(74)
Heating Oil	18	28	32	22	(10)	(5)
Natural Gas	2,720	2,132	1,490	1,929	439	205
Petroleum	28	31	38	26	(13)	(6)
Industrial Metals	1,772	1,559	2,062	1,730	(332)	(176)
Diversified	1,054	852	1,007	857	(151)	(35)
Aluminium	71	62	66	54	(12)	(5)
Copper	488	516	792	698	(95)	(78)
Lead	16	11	9	9	(0)	1
Nickel	80	61	61	57	(4)	0
Tin	18	13	83	15	(68)	(57)
Uranium	10	10	10	10	(0)	0
Zinc	35	34	33	30	(3)	(1)
Livestock	176	190	139	123	(15)	(20)
Diversified	137	157	111	98	(12)	(16)
Lean Hogs	26	20	17	15	(2)	(3)
Live Cattle	12	13	11	10	(1)	(1)
Precious Metals	144,828	141,844	157,199	147,874	(9,325)	702
Diversified	1,523	1,259	1,223	1,040	(183)	(109)
Gold	121,688	122,471	134,144	128,412	(5,731)	570
Palladium	1,179	1,079	1,283	1,163	(120)	36
Platinum	2,466	2,096	2,705	2,257	(449)	(80)
Rhodium	8	9	34	45	11	16
Silver	17,964	14,931	17,810	14,957	(2,853)	269
Total	178,150	170,595	188,729	175,270	(13,459)	(1,103)

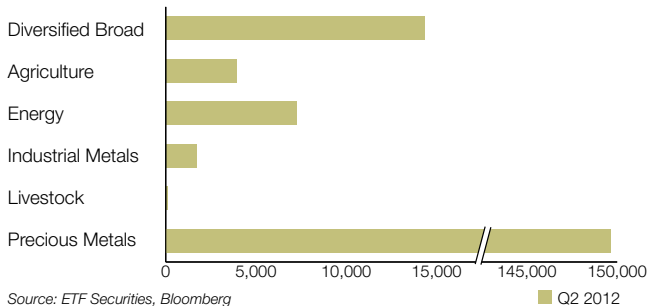
Source: ETF Securities, Bloomberg.
Data Period from July 1, 2011 to June 30, 2012

(1) Excludes price changes over period.

Summary of Commodity ETP Performance Trends – AUM, Flow & Turnover

All Commodities

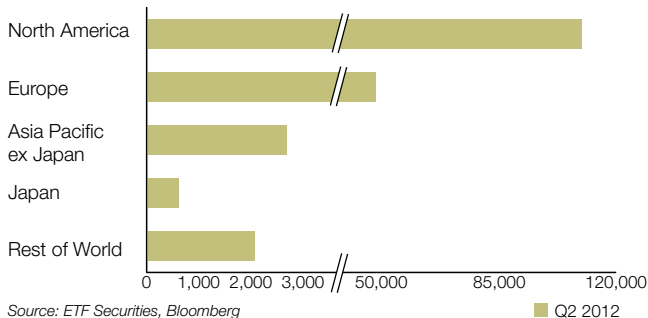
AUM by Sector (\$m)



Source: ETF Securities, Bloomberg
Data: Period from April 1, 2012 to June 30, 2012

- Global commodity ETP AUM declined by 7% in Q2 2012 to total \$175bn.
- Precious metals ETPs continue to dominate, accounting for nearly 85% of AUM at end-Q2 2012, a modest rise from the prior quarter.
- Diversified broad basket commodity ETPs remain the second largest category by AUM, with 8% of global holdings.

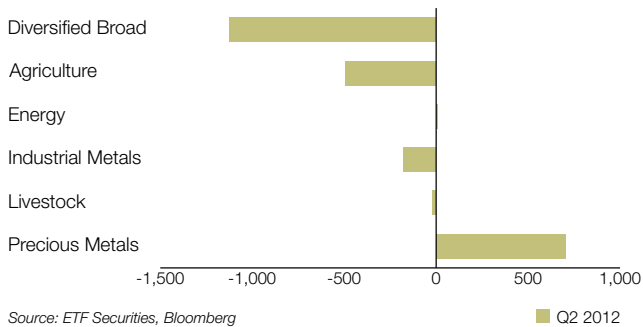
AUM by Region (\$m)



Source: ETF Securities, Bloomberg
Data: Period from April 1, 2012 to June 30, 2012

- North America's dominance was again confirmed in Q2 2012, accounting for nearly 64% of global ETP AUM.
- Europe remains a much more fragmented market, accounting for 33% of global ETP AUM. Asian and the rest of the world account for the balance of around 3% of global holdings.

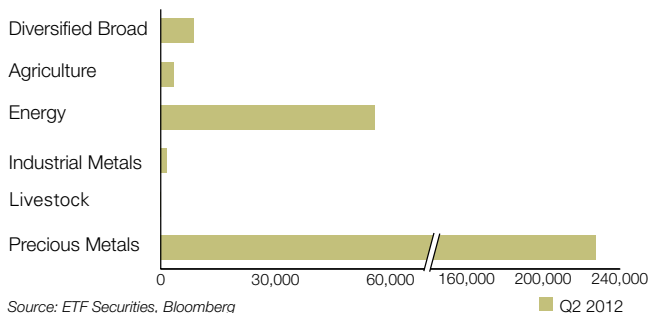
Net flows by Sector (\$m)



Source: ETF Securities, Bloomberg
Data: Period from April 1, 2012 to June 30, 2012

- Flows were broadly negative in Q2 2012 with all sectors experiencing outflows, with the exception of precious metals.
- The diversified broad commodity sector saw the highest outflows during the second quarter, totalling \$1.1bn.
- Precious metals helped offset the trend of outflows, recording just over \$700mn of net inflows during the quarter.

Turnover by Sector (\$m)



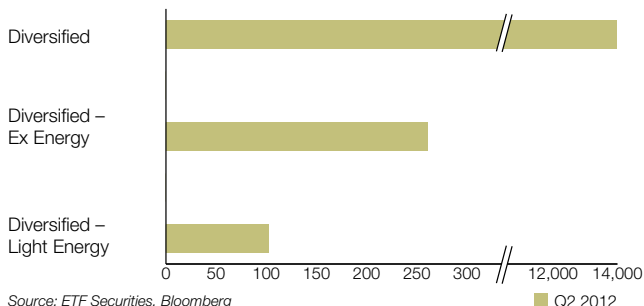
Source: ETF Securities, Bloomberg
Data: Period from April 1, 2012 to June 30, 2012

- After record on-exchange turnover in Q3 2011, there have been successive quarterly declines in global turnover. Q2 2012 turnover fell by 18% from the previous quarter.
- Ongoing concerns over the economic outlook, and the apparent lack of political will to tackle the core problems in Europe, are likely the main reason for the reduction in ETP trading turnover.

For a full definition of commodity ETP sectors, please refer to page 3.

Diversified Broad

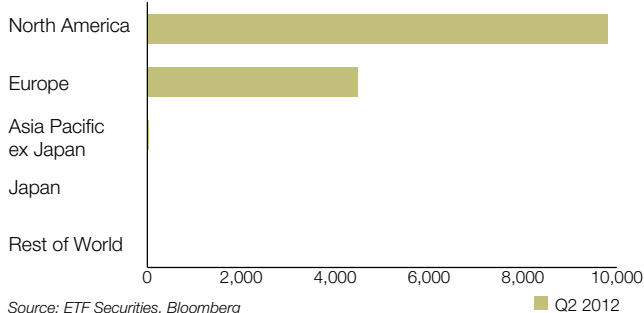
AUM by Sub-Sector (\$m)



Source: ETF Securities, Bloomberg
Data: Period from April 1, 2012 to June 30, 2012

- AUM fell by 16% to \$14.3bn, in Q2 2012 on a combination of lower prices and investor fund withdrawal.
- Within the diversified broad ETP segment, investor preference remains heavily skewed toward the broadest index trackers. Accordingly, over 95% of AUM decline came from the broadest commodity ETPs.

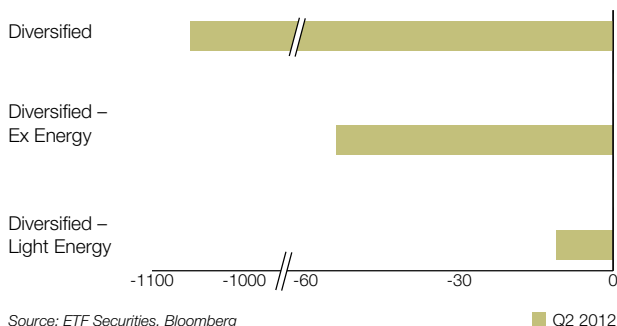
AUM by Region (\$m)



Source: ETF Securities, Bloomberg
Data: Period from April 1, 2012 to June 30, 2012

- Following the pattern for the majority of commodity ETP sectors, North America dominates the AUM breakdown, with more than double the holdings of the other regions combined.
- North America accounts for 68% of global ETP holdings, while European holdings account for 31% of the total.

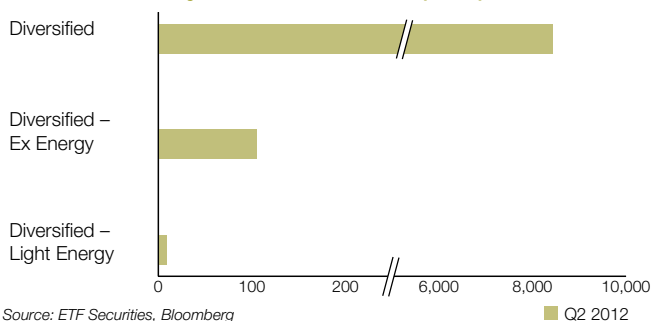
Net flows by Sub-Sector (\$m)



Source: ETF Securities, Bloomberg
Data: Period from April 1, 2012 to June 30, 2012

- Diversified broad commodity ETPs recorded outflows totalling \$1.1bn over Q2 2012.
- Reversing the trend of the prior quarter, diversified broad commodity ETPs experienced net fund outflows in every month of Q2 2012.
- As evidenced in the AUM trends, only modest outflows were seen for the 'Ex-energy' and Light energy' segments.

Turnover by Sub-Sector (\$m)



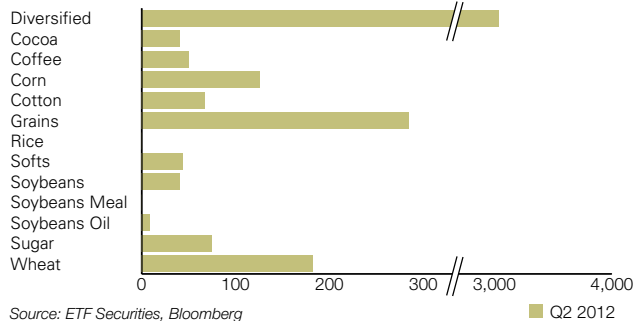
Source: ETF Securities, Bloomberg
Data: Period from April 1, 2012 to June 30, 2012

- Turnover for the broad diversified ETPs dropped by 14% in Q2 2012, being concentrated in the broadest category of ETPs.

For a full definition of commodity ETP sectors, please refer to page 3.

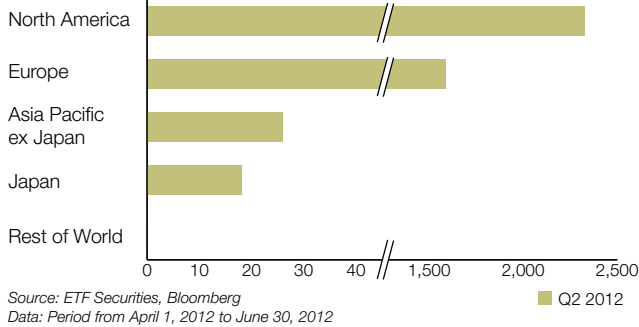
Agriculture

AUM by Sub-Sector (\$m)



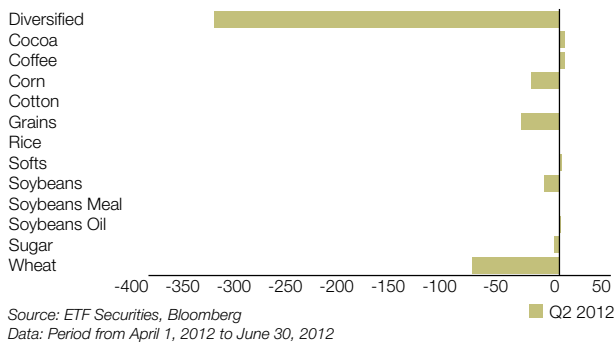
- Agriculture ETP holdings fell by 8% in Q2 2012 from a quarter earlier. AUM totalled \$4bn by the end of the quarter. The AUM decline is solely related to outflows, as the majority of agricultural commodity prices have broadly risen in recent months.
- Diversified agricultural ETPs remain the most popular, indicating most investors are looking to the sector for thematic exposures. Major grain crops like corn and wheat are favoured by investors for single commodity investing.

AUM by Region (\$m)



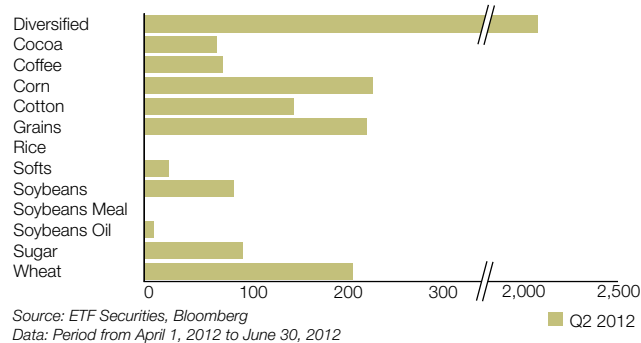
- The pattern of geographical asset allocation is similar for agriculture as the majority of commodity ETPs. The split between the US and Europe remains almost 60:40, with Asia-Pacific accounting for the negligible balance of 1%.

Net flows by Sub-Sector (\$m)



- Agricultural commodity ETPs experienced a jump in average monthly flows for Q2 2012. Although average monthly flows totalled \$165mn in Q2, compared to \$30mn in Q1, they remain less than half of the average monthly outflows of \$365mn for the same quarter last year.
- Net outflows in Q2 2012 likely reflect the strength in grains prices and the willingness of investors to reduce positions and lock in some profit.

Turnover by Sub-Sector (\$m)

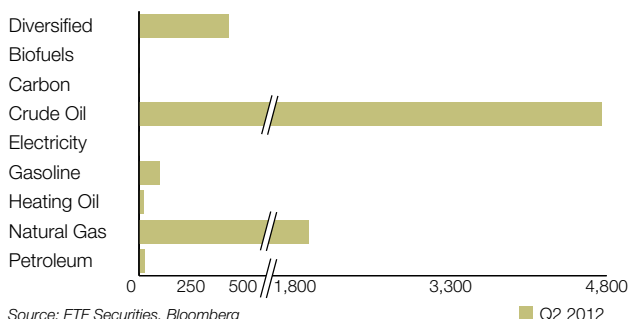


- Turnover is heavily skewed to the diversified segment of commodity ETPs, again reflecting the thematic preference for broad agricultural exposures by investors.
- At the individual commodity level, wheat and corn are by far the standouts, recording more than double the turnover of other single commodities.

For a full definition of commodity ETP sectors, please refer to page 3.

Energy

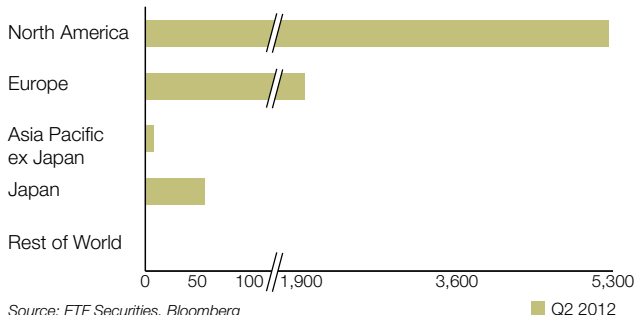
AUM per Sub-Sector (\$m)



Source: ETF Securities, Bloomberg
Data: Period from April 1, 2012 to June 30, 2012

- The AUM in global energy ETPs partially reversed the positive start in Q1, recording a \$705mn decline for Q2 2012, to total \$7.3bn.
- Crude oil ETPs account for the majority of AUM, with 65% of global holdings (\$4.8bn), followed by natural gas ETPs, which account for 27% of global holdings (\$1.9bn).
- Despite the price volatility during the quarter, natural gas ETPs were the only major energy commodity to increase AUM, posting a 30% jump in global holdings.

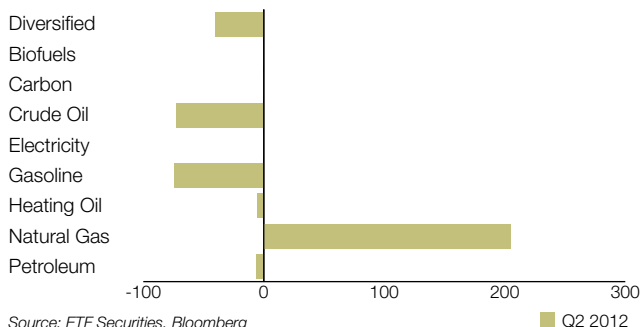
AUM by Region (\$m)



Source: ETF Securities, Bloomberg
Data: Period from April 1, 2012 to June 30, 2012

- The US-Europe split remains broadly 70:30 for global energy ETP holdings.
- Europe accounted for nearly 70% of the decline in AUM, likely resulting from the decline in geopolitical risks in the Middle East and Africa.

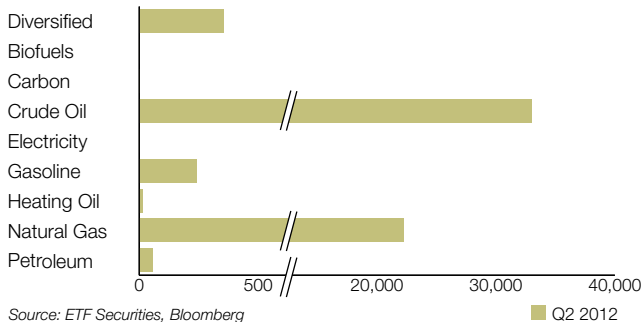
Net flows by Sub-Sector (\$m)



Source: ETF Securities, Bloomberg
Data: Period from April 1, 2012 to June 30, 2012

- Net flows turned positive in June after successive months of net outflows. Total net inflows were a modest \$6mn mainly due to the turnaround in oil at the end of the quarter, ETP demand recording a \$515mn net inflow in June.
- Natural gas was the only energy commodity to experience net inflows in all months of the quarter, with flows totalling \$205mn for the period.

Turnover by Sub-Sector (\$m)



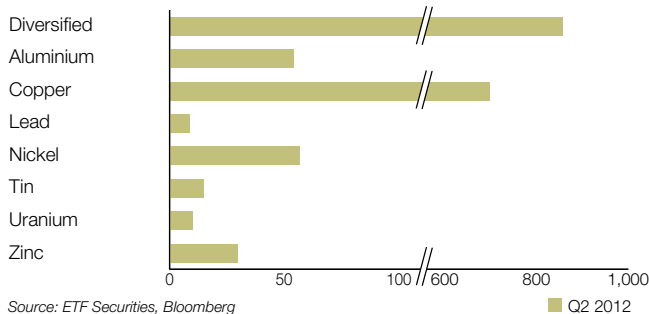
Source: ETF Securities, Bloomberg
Data: Period from April 1, 2012 to June 30, 2012

- Energy ETPs saw an 18% fall in average monthly turnover in Q2 2012 from the prior quarter. The energy sector remains the second most traded WETP sector after precious metals.
- Average monthly turnover in oil ETPs saw a 12% fall to \$11bn in Q2 2012 from the prior quarter. Natural gas trading volumes remained largely unchanged at \$7.4bn per month in Q2.

For a full definition of commodity ETP sectors, please refer to page 3.

Industrial Metals

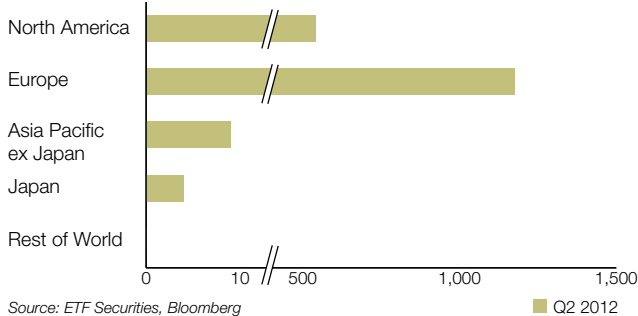
AUM by Sub-Sector (\$m)



Source: ETF Securities, Bloomberg
Data: Period from April 1, 2012 to June 30, 2012

- Industrial metals represent only around 1% of global ETP holdings, with assets totalling \$1.7bn in Q2 2012.
- Diversified industrial metal holdings represent half of total global assets, indicating a preference to invest through a more thematic approach, similar to agriculture. However, copper now holds over 40% of total global assets.

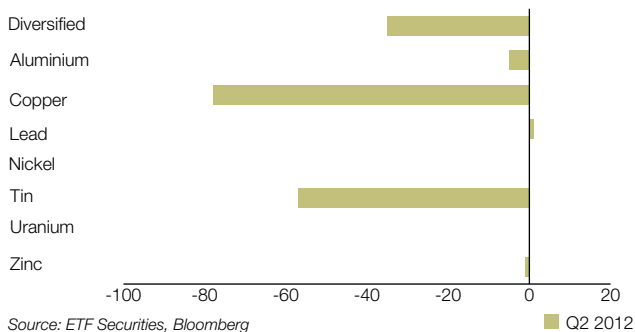
AUM by Region (\$m)



Source: ETF Securities, Bloomberg
Data: Period from April 1, 2012 to June 30, 2012

- In contrast to the majority of commodity ETP sectors, and for the sixth consecutive quarter, European industrial metal holdings are larger than US held assets. The US-European split has deteriorated with the US losing 5% share.
- Europe's dominance in the industrial metals segment has continued to increase in Q2 2012, now representing 68% of global holdings, compared to 63% in Q1 and 61% in Q4 2011.

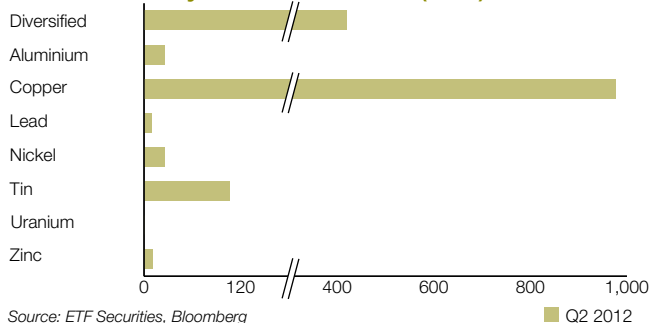
Net flows by Sub-Sector (\$m)



Source: ETF Securities, Bloomberg
Data: Period from April 1, 2012 to June 30, 2012

- Copper, tin and diversified ETPs dominated flows, representing over 95% of net outflows (45%, 33% and 20% respectively).
- Following net inflows in March, industrial metals ETPs experienced outflows in May and June as the market reassessed the potential for a Eurozone restructure, in turn weighing on the most cyclically exposed commodities.

Turnover by Sub-Sector (\$m)



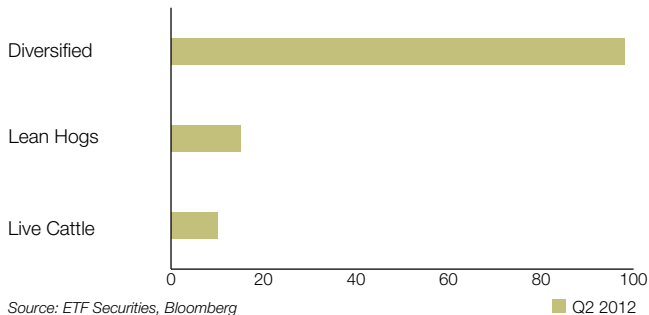
Source: ETF Securities, Bloomberg
Data: Period from April 1, 2012 to June 30, 2012

- Turnover in Q2 2012 dropped by 28% on an average monthly basis to \$525mn, from \$729mn a quarter earlier.
- The trend of turnovers being dominated by copper and diversified ETPs in Q1 continued into Q2 2012. Copper share rose during the quarter and now accounts for 62%, with diversified ETPs making modest gains, now accounting for 27% of global volumes.

For a full definition of commodity ETP sectors, please refer to page 3.

Livestock

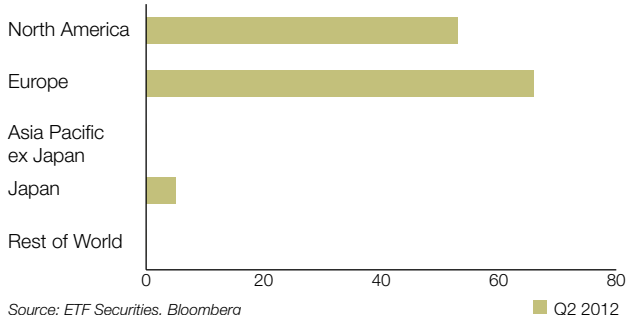
AUM by Sub-Sector (\$m)



Source: ETF Securities, Bloomberg
Data: Period from April 1, 2012 to June 30, 2012

- Livestock remains the smallest ETP sector, accounting for less than 0.1% of total global ETP assets.
- The vast majority of livestock assets reside in diversified ETPs (80%), with 12% of assets allocated to lean hogs and 8% to live cattle.

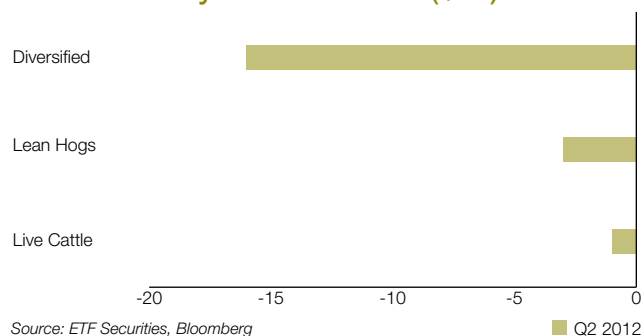
AUM by Region (\$m)



Source: ETF Securities, Bloomberg
Data: Period from April 1, 2012 to June 30, 2012

- The meagre amount of global AUM is now moving to favour Europe (over the US) in Q2 after being broadly balanced in Q1 2012. Europe accounts for 54% of total global assets, while the US accounts for 43% of total global assets.

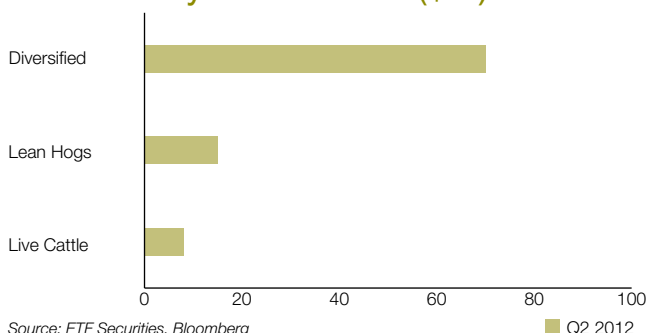
Net flows by Sub-Sector (\$m)



Source: ETF Securities, Bloomberg
Data: Period from April 1, 2012 to June 30, 2012

- The livestock ETP sector experienced net outflows during every month of Q2 2012, totalling \$20mn over the period.
- Diversified ETPs accounted for the majority (80%) of flows during Q2 2012.

Turnover by Sub-Sector (\$m)



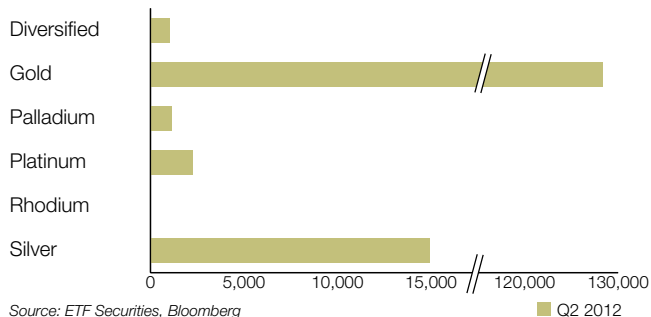
Source: ETF Securities, Bloomberg
Data: Period from April 1, 2012 to June 30, 2012

- Turnover dropped by 37% in Q2 2012, following a 25% fall in Q1 2012. Diversified ETPs accounted for over 75% of the quarterly turnover in Q2.

For a full definition of commodity ETP sectors, please refer to page 3.

Precious Metals

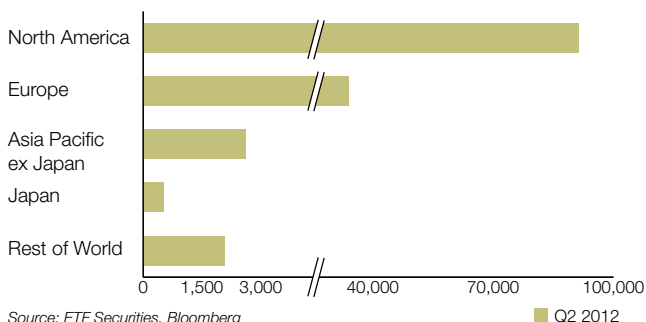
AUM by Sub-Sector (\$m)



Source: ETF Securities, Bloomberg
Data: Period from April 1, 2012 to June 30, 2012

- Precious metals dominate the ETP space, holding 84% of global ETP assets. Precious metal ETP AUM declined \$9.3bn, or 6%, in Q2 2012 to \$147.8bn
- Most major precious metals recorded declines in AUM in Q2 2012. Gold saw the smallest decline, losing only 4% of AUM at end-Q1, while platinum experienced the largest AUM reduction, equivalent to nearly 17% of end-Q1 holdings.
- Gold accounts for 87% of AUM, while silver, platinum and palladium account for 10%, 2% and 1% of global holdings, respectively.

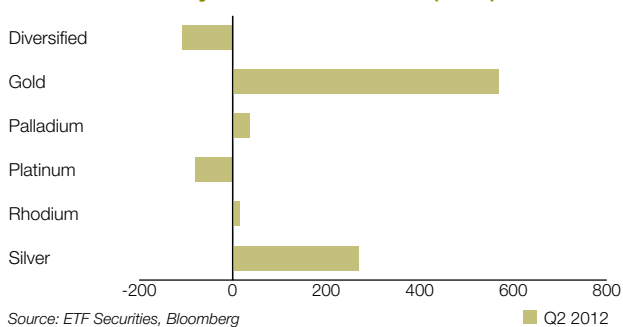
AUM by Region (\$m)



Source: ETF Securities, Bloomberg
Data: Period from April 1, 2012 to June 30, 2012

- The US has almost double the precious metal assets compared with Europe, with 63% of AUM and Europe accounting for 33%.
- Consecutive monthly net outflows in April and May were more than offset by the strongest monthly net inflows in 7 months in June. Strong inflows in all regions in June likely highlight rising investor expectations of additional stimulus by global central banks.

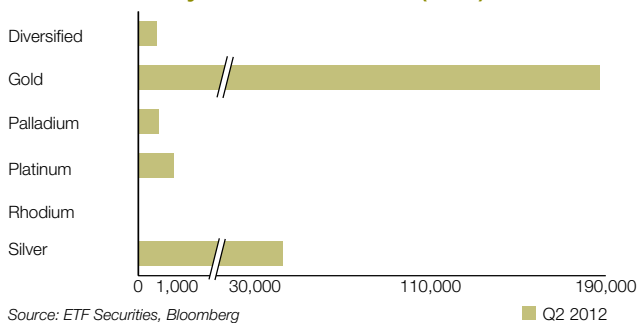
Net flows by Sub-Sector (\$m)



Source: ETF Securities, Bloomberg
Data: Period from April 1, 2012 to June 30, 2012

- Precious metals net inflows were positive in Q2 2012, totalling slightly over \$700mn. This is a sharp decline from the \$4.6bn net inflows recorded for the prior quarter.
- Gold recorded the largest average monthly inflows within the sector, averaging \$190mn over the period. However, this is a sharp reduction from the \$1.2bn average monthly inflows during the first quarter.
- Similar to gold, silver's \$90mn average monthly inflows were well below the \$208mn average for the first quarter.

Turnover by Sub-Sector (\$m)



Source: ETF Securities, Bloomberg
Data: Period from April 1, 2012 to June 30, 2012

- Gold and silver continue to be the most heavily traded precious metals, averaging \$187bn and \$38bn, respectively. Gold average monthly volumes were the least affected by the difficult trading conditions in Q2, dropping 12%, while silver volumes dropped by nearly 40% on the previous quarter.
- Platinum ETPs turnover dropped by half in Q2 compared to Q1 2012, while palladium ETPs experienced a 35% decline in trading activity.

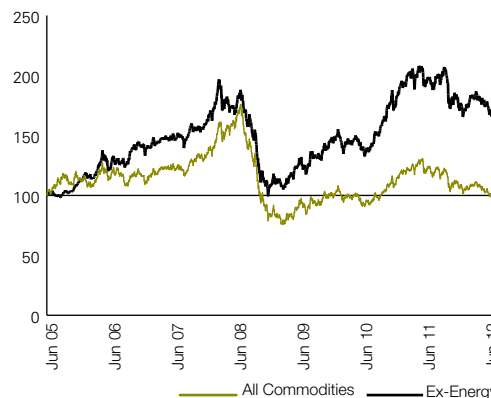
For a full definition of commodity ETP sectors, please refer to page 3.

Commodity and Other Major Asset Class Index Performance Comparisons

Diversified Broad

	Cumulative Returns (USD)						Correlations with				Volatility
	Q2	6M	1 Yr	3 Yrs	5 Yrs	10 Yrs	FTSE 100	Euro-stoxx 50	S&P 500	MSCI EM	
Diversified Broad	-5%	-4%	-14%	9%	-17%	61%	0.46	0.43	0.28	0.43	19%
Forward Diversified Broad	-5%	-4%	-14%	16%	2%	197%	0.49	0.45	0.30	0.46	17%
Ex-Energy	-3%	1%	-8%	40%	19%	129%	0.50	0.46	0.28	0.45	17%
F3 Ex-Energy	-3%	-1%	-10%	45%	35%	250%	0.50	0.47	0.28	0.46	16%

Source: ETF Securities, Bloomberg

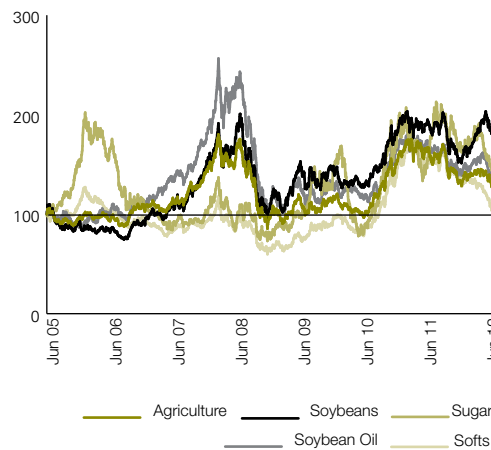


Source: ETF Securities, Bloomberg

Agriculture

	Cumulative Returns (USD)						Correlations with				Volatility
	Q2	6M	1 Yr	3 Yrs	5 Yrs	10 Yrs	FTSE 100	Euro-stoxx 50	S&P 500	MSCI EM	
Agriculture	2%	6%	-5%	37%	32%	64%	0.35	0.32	0.23	0.31	21%
Forward Agriculture	1%	2%	-8%	46%	50%	156%	0.36	0.33	0.23	0.32	20%
Cocoa	4%	9%	-26%	-18%	-4%	16%	0.22	0.21	0.14	0.20	32%
Coffee	-8%	-27%	-38%	17%	2%	7%	0.24	0.23	0.17	0.23	31%
Corn	10%	8%	1%	46%	25%	-18%	0.24	0.21	0.15	0.20	31%
Cotton	-17%	-16%	-37%	63%	-1%	-40%	0.25	0.23	0.18	0.21	30%
Grains	9%	15%	5%	29%	26%	49%	0.29	0.26	0.18	0.25	26%
Forward Grains	9%	11%	3%	33%	39%	131%	0.30	0.27	0.19	0.26	25%
Softs	-12%	-14%	-27%	50%	34%	33%	0.32	0.31	0.22	0.28	22%
Forward Softs	-14%	-19%	-31%	70%	65%	122%	0.34	0.32	0.22	0.29	21%
Soybean Oil	-6%	-2%	-11%	21%	5%	113%	0.34	0.30	0.22	0.33	26%
Soybeans	9%	25%	13%	49%	86%	261%	0.28	0.25	0.17	0.26	27%
Sugar	-12%	-3%	-12%	49%	77%	145%	0.21	0.19	0.11	0.16	35%
Wheat	10%	10%	-2%	-22%	-43%	-45%	0.23	0.20	0.15	0.18	34%

Source: ETF Securities, Bloomberg

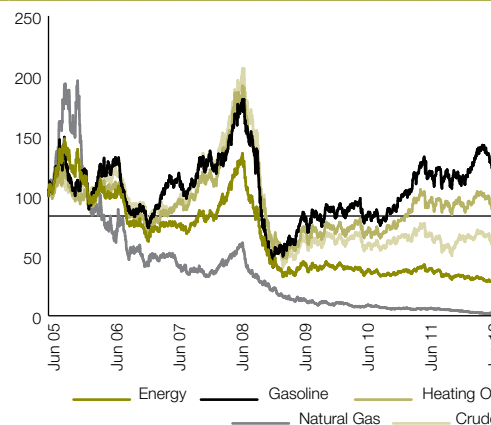


Source: ETF Securities, Bloomberg

Energy

	Cumulative Returns (USD)						Correlations with				Volatility
	Q2	6M	1 Yr	3 Yrs	5 Yrs	10 Yrs	FTSE 100	Euro-stoxx 50	S&P 500	MSCI EM	
Energy	-9%	-14%	-25%	-38%	-64%	-38%	0.30	0.27	0.21	0.29	32%
Forward Energy	-10%	-12%	-21%	-28%	-45%	76%	0.33	0.30	0.24	0.33	27%
Brent Crude	-17%	-5%	-7%	23%	10%	314%	0.38	0.34	0.27	0.36	30%
Forward Brent Crude	-35%	-32%	-31%	-47%	-85%	-26%	0.37	0.33	0.26	0.34	71%
Carbon ¹	0%	0%	-53%	-57%	-71%	n.a.	0.33	0.35	0.17	0.41	43%
Gasoline	-15%	1%	5%	42%	3%	200%	0.32	0.28	0.22	0.32	37%
Heating Oil	-15%	-6%	-5%	17%	-9%	170%	0.31	0.28	0.21	0.30	34%
Forward Heating Oil	-15%	-5%	-5%	17%	5%	351%	0.33	0.29	0.23	0.32	30%
Natural Gas	14%	-28%	-59%	-82%	-94%	-97%	0.09	0.10	0.08	0.10	47%
Forward Natural Gas	9%	-18%	-48%	-73%	-88%	-81%	0.11	0.11	0.08	0.13	35%
Petroleum	-18%	-10%	-7%	-1%	-29%	105%	0.36	0.32	0.25	0.34	34%
Forward Petroleum	-17%	-10%	-8%	8%	3%	341%	0.38	0.34	0.27	0.36	31%
WTI Crude Oil	-18%	-16%	-13%	-16%	-42%	62%	0.37	0.33	0.26	0.34	35%
Forward WTI Crude Oil	-18%	-14%	-11%	-1%	-4%	308%	0.37	0.33	0.26	0.35	33%

Source: ETF Securities, Bloomberg



Source: ETF Securities, Bloomberg

Data:

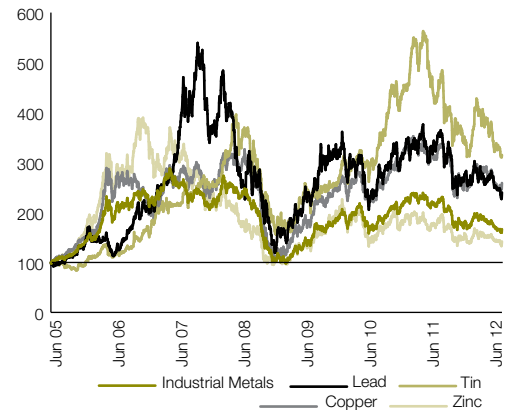
All returns, correlations and volatilities are based on actual index data or underlying commodity prices excluding fees. Returns are in USD, dates are from June 30, 2002 (10 Yrs), June 30, 2007 (5 Yrs), June 30, 2011 (1 Yr), December 31, 2011 (6M), March 31, 2012 (Q2) to June 30, 2012, unless otherwise stated. Volatility is based on 10 year data.

(1) Performance, Correlations and Volatilities are since inception.

Industrial Metals

	Cumulative Returns (USD)						Correlations with				Volatility
	Q2	6M	1 Yr	3 Yrs	5 Yrs	10 Yrs	FTSE 100	Euro-stoxx 50	S&P 500	MSCI EM	
Industrial Metals	-9%	-4%	-22%	17%	-34%	175%	0.50	0.49	0.29	0.46	27%
Forward Industrial Metals	-9%	-4%	-22%	20%	-28%	268%	0.51	0.49	0.30	0.46	26%
Aluminium	-12%	-9%	-28%	-1%	-48%	10%	0.41	0.41	0.25	0.37	24%
Copper	-9%	1%	-16%	41%	-5%	438%	0.50	0.48	0.30	0.45	32%
Lead	-9%	-10%	-30%	2%	-33%	473%	0.42	0.39	0.24	0.40	38%
Nickel	-6%	-11%	-27%	3%	-57%	215%	0.36	0.35	0.21	0.32	41%
Tin	-18%	-2%	-26%	31%	47%	491%	0.37	0.34	0.22	0.34	32%
Zinc	-6%	1%	-20%	6%	-53%	83%	0.41	0.39	0.22	0.39	35%

Source: ETF Securities, Bloomberg

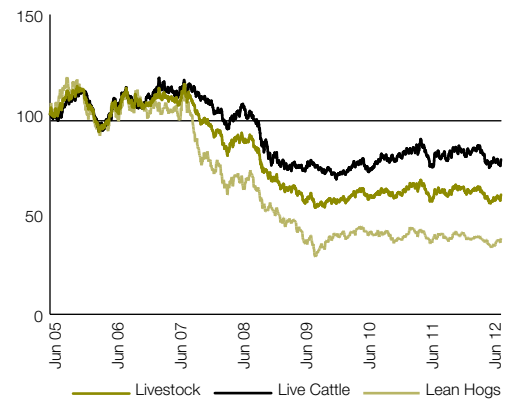


Source: ETF Securities, Bloomberg

Livestock

	Cumulative Returns (USD)						Correlations with				Volatility
	Q2	6M	1 Yr	3 Yrs	5 Yrs	10 Yrs	FTSE 100	Euro-stoxx 50	S&P 500	MSCI EM	
Livestock	3%	-2%	-1%	3%	-43%	-30%	0.19	0.18	0.13	0.16	15%
Forward Livestock	-1%	-7%	-9%	6%	-20%	108%	0.24	0.22	0.16	0.23	12%
Lean Hogs	6%	1%	1%	7%	-61%	-66%	0.12	0.12	0.07	0.10	24%
Forward Lean Hogs	-1%	-6%	-8%	5%	-37%	119%	0.16	0.15	0.09	0.17	19%
Live Cattle	-1%	-4%	-3%	2%	-30%	8%	0.20	0.18	0.15	0.17	15%
Forward Live Cattle	-2%	-7%	-9%	5%	-9%	84%	0.23	0.21	0.18	0.21	12%

Source: ETF Securities, Bloomberg

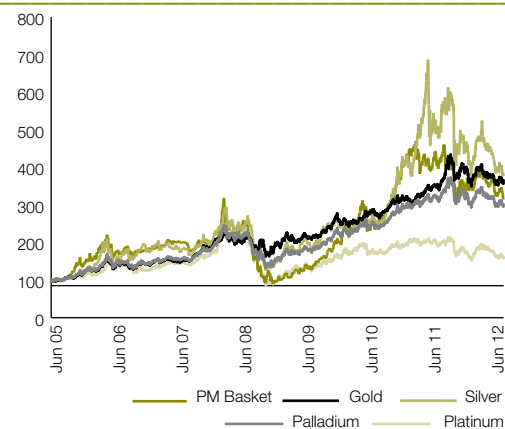


Source: ETF Securities, Bloomberg

Precious Metals¹

	Cumulative Returns (USD)						Correlations with				Volatility
	Q2	6M	1 Yr	3 Yrs	5 Yrs	10 Yrs	FTSE 100	Euro-stoxx 50	S&P 500	MSCI EM	
PM Basket	-7%	2%	-3%	66%	96%	277%	0.23	0.20	0.03	0.32	20%
Gold	-4%	4%	7%	71%	146%	412%	0.16	0.12	-0.03	0.21	20%
Palladium	-11%	-8%	-21%	134%	58%	83%	0.29	0.25	0.12	0.35	37%
Platinum	-13%	5%	-16%	21%	12%	168%	0.25	0.22	0.09	0.36	24%
Silver	-16%	-4%	-20%	92%	116%	464%	0.16	0.13	0.00	0.29	38%

Source: ETF Securities, Bloomberg



Source: ETF Securities, Bloomberg

Data:

All returns, correlations and volatilities are based on actual index data or underlying commodity prices excluding fees. Returns are in USD, dates are from June 30, 2002 (10 Yrs), June 30, 2007 (5 Yrs), June 30, 2011 (1 Yr), December 31, 2011 (6M), March 31, 2012 (Q2) to June 30, 2012, unless otherwise stated. Volatility is based on 10 year data.

(1) For precious metals, the London Bullion Market Association (LBMA) PM Fix is used for gold and silver, the London Platinum and Palladium Market PM Fix is used for platinum and palladium, and CMPL – Composite (Ldn) spot price (XRH) is used for rhodium.

Key Index and Asset Class Performance

	Cumulative Returns (USD)						Correlations with				Volatility
	Q2	6M	1 Yr	3 Yrs	5 Yrs	10 Yrs	FTSE 100	Eurostoxx 50	S&P 500	MSCI EM	
Commodity Broad Indices											
DJ-UBSCI All Commodities Index SM	-5%	-4%	-14%	9%	-17%	61%	0.46	0.43	0.28	0.43	19%
S&P GSCI Commodity Index	-12%	-7%	-9%	4%	-24%	39%	0.41	0.38	0.27	0.39	26%
CRB Commodity Index	-8%	-7%	-15%	12%	-6%	99%	0.47	0.44	0.31	0.44	19%
Rogers International Commodity Index	-14%	-7%	-23%	30%	18%	n.a.	0.54	0.55	0.34	0.45	31%
SHB Commodity Excess Return Index	-11%	-5%	-13%	31%	2%	n.a.	0.59	0.54	0.36	0.51	22%
Commerzbank Commodity EW Index ¹	-2%	-1%	-4%	n.a.	n.a.	n.a.	0.39	0.32	0.31	0.48	28%
Greenhaven Continuous Commodity Index ¹	-7%	-6%	-17%	17%	n.a.	n.a.	0.60	0.57	0.39	0.53	19%
DJ-UBSCI-F3 All Commodities Index SM	-5%	-4%	-14%	16%	2%	197%	0.49	0.45	0.30	0.46	17%
UBS Bloomberg Constant Maturity Commodity Index	-7%	-3%	-11%	23%	8%	247%	0.53	0.49	0.32	0.48	18%
Deutsche Bank Liquid Commodity Index	-9%	-6%	-9%	13%	6%	221%	0.43	0.39	0.27	0.40	21%
Deutsche Bank Commodity Booster Index-DJUBS	-5%	-3%	-13%	15%	-5%	172%	0.49	0.45	0.29	0.46	17%
Auspice Broad Commodity Index	-4%	-1%	-4%	40%	97%	n.a.	0.26	0.23	0.09	0.26	12%
SummerHaven Dynamic Commodity Index	-6%	-1%	-9%	34%	32%	397%	0.49	0.45	0.27	0.47	17%
Barclays Capital Commodity Index Pure Beta	-8%	-2%	-8%	30%	20%	274%	0.50	0.46	0.30	0.47	19%
S&G Commodities Momentum Beta+ TR Index	-10%	-4%	-16%	36%	29%	458%	0.51	0.47	0.29	0.48	18%
S&G Commodities Optimix TR Index	-8%	-3%	-9%	28%	17%	275%	0.52	0.48	0.31	0.48	17%
S&P GSCI Enhanced Commodity Index	-13%	-7%	-9%	10%	-6%	184%	0.43	0.39	0.28	0.40	24%
UBS Bloomberg Constant Maturity Commodity Active Index ¹	-8%	-3%	-12%	24%	n.a.	n.a.	0.63	0.60	0.42	0.55	21%
DJ-UBS Commodity Sector Indices											
DJ-UBSCI Ex-Energy Sub-Index SM	-3%	1%	-8%	40%	19%	129%	0.50	0.46	0.28	0.46	17%
DJ-UBSCI Agriculture Sub-Index SM	2%	6%	-5%	37%	32%	64%	0.35	0.32	0.23	0.31	21%
DJ-UBSCI Energy Sub-Index SM	-9%	-14%	-25%	-38%	-64%	-38%	0.30	0.27	0.21	0.45	32%
DJ-UBSCI Grains Sub-Index SM	9%	15%	5%	29%	26%	49%	0.29	0.26	0.18	0.25	26%
DJ-UBSCI Industrial Metals Sub-Index SM	-9%	-4%	-22%	17%	-34%	175%	0.50	0.49	0.29	0.46	27%
DJ-UBSCI Livestock Sub-Index SM	3%	-2%	-1%	3%	-43%	-30%	0.19	0.18	0.13	0.16	15%
DJ-UBSCI Petroleum Sub-Index SM	-18%	-10%	-7%	-1%	-29%	105%	0.36	0.32	0.25	0.34	34%
DJ-UBSCI Precious Metals Sub-Index SM	-7%	1%	0%	77%	135%	399%	0.27	0.23	0.03	0.26	23%
DJ-UBSCI Softs Sub-Index SM	-12%	-14%	-27%	50%	34%	33%	0.32	0.31	0.22	0.28	22%
Equity Indices											
FTSE 100	-4%	3%	-2%	37%	-20%	75%	1.00	0.89	0.53	0.67	25%
Eurostoxx 50	-11%	-2%	-25%	-7%	-44%	24%	0.89	1.00	0.58	0.64	29%
S&P 500	-3%	9%	7%	56%	1%	72%	0.53	0.58	1.00	0.45	22%
MSCI EM	-10%	2%	-16%	23%	-12%	194%	0.67	0.64	0.45	1.00	22%
Fixed Income Indices											
US Tracker 1-10Yrs Bond Index	2%	1%	5%	15%	34%	59%	-0.26	-0.28	-0.44	-0.23	4%
EFFAS Bond Indices UK Govt All > 1Yr TR	2%	3%	14%	22%	22%	95%	0.27	0.15	-0.03	0.14	11%
Hedge Fund Indices											
Multi Strategy	0%	4%	1%	31%	12%	93%	0.02	0.03	-0.01	0.03	6%
Long/Short Equity	-4%	1%	-8%	14%	3%	83%	0.02	0.01	-0.02	0.04	8%
Global Macro	0%	2%	5%	31%	44%	160%	-0.01	0.00	-0.04	0.01	6%
Equity Market Neutral	-4%	-3%	-4%	4%	-34%	-4%	0.12	0.08	0.13	0.05	14%
Dedicated Short Bias	5%	-6%	2%	-39%	-30%	-50%	-0.01	-0.01	-0.02	-0.03	16%
Managed Futures	0%	3%	-2%	8%	23%	88%	-0.01	-0.01	-0.01	0.00	12%
Real Estate Indices											
EPRA UK	0%	12%	-13%	25%	-67%	-7%	0.73	0.65	0.39	0.57	30%
NAREIT US	3%	13%	10%	110%	-12%	66%	0.34	0.38	0.77	0.30	37%
Currencies											
EUR/USD	-5%	-2%	-12%	-10%	-6%	28%	0.41	0.47	0.13	0.31	10%
GBP/USD	-2%	1%	-2%	-5%	-22%	3%	0.52	0.39	0.13	0.33	10%
JPY/USD	4%	-4%	1%	20%	54%	50%	-0.20	-0.16	-0.22	-0.20	10%
USD/TWI	2%	2%	7%	-3%	-5%	-26%	-0.40	-0.43	-0.20	-0.30	8%
CHF/USD	-5%	-1%	-12%	14%	29%	56%	0.19	0.24	-0.05	0.11	12%
AUD/USD	-1%	0%	-3%	27%	21%	82%	0.63	0.60	0.32	0.58	14%

Source: ETF Securities, Bloomberg and index providers

Data:

All returns, correlations and volatilities are based on actual index data or underlying commodity prices excluding fees. Returns are in USD, dates are from June 30, 2002 (10 Yrs), June 30, 2007 (5 Yrs), June 30, 2011 (1 Yr), December 31, 2011 (6M), March 31, 2012 (Q2) to June 30, 2012, unless otherwise stated. Volatility is based on 10 year data.

(1) Performance, Correlations and Volatilities are since inception.

Commodity ETPs – AUM Net flows & Turnover Statistics

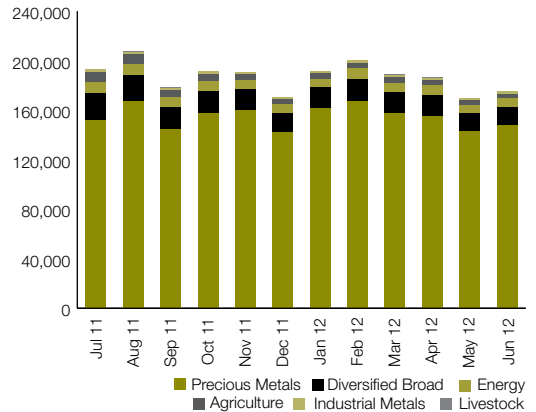
All Commodities

Cumulative AUM by Sector (\$m)

	Current AUM		Change AUM				
	(\$m)	Share %	Q2 12	Q1 12	Q4 11	Q3 11	Q1 12%
Diversified Broad	14,326	8.17%	(2,751)	1,424	(1,802)	(3,902)	20.44%
Agriculture	3,959	2.26%	(331)	(97)	(1,678)	(1,208)	2.46%
Energy	7,257	4.14%	(705)	1,000	(893)	(2,243)	5.24%
Industrial Metals	1,730	0.99%	(332)	503	(213)	(673)	2.47%
Livestock	123	0.07%	(15)	(52)	14	(35)	0.11%
Precious Metals	147,874	84.37%	(9,325)	15,355	(2,983)	11,796	69.28%
Total	175,270	100.00%	(13,459)	18,134	(7,555)	3,735	100.00%

Source: ETF Securities Bloomberg

Cumulative AUM by Sector (\$m)



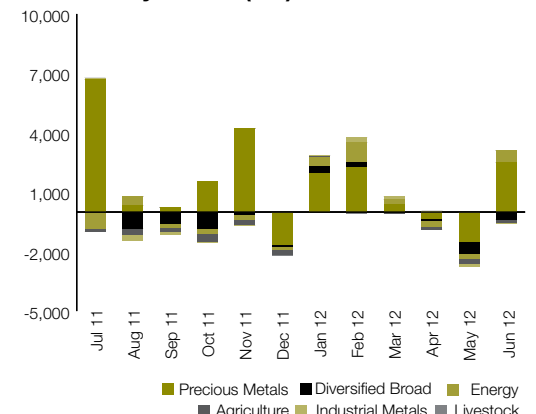
Source: ETF Securities, Bloomberg

Net flows by Sector (\$m)

	Net Flows				Share %
	Q2 12	Q1 12	Q4 11	Q3 11	Q2 12
Diversified Broad	(1,122)	712	(1,096)	(1,391)	101.69%
Agriculture	(494)	(97)	(912)	(692)	44.73%
Energy	6	1,692	(673)	(586)	-0.57%
Industrial Metals	(176)	410	(102)	(275)	15.95%
Livestock	(20)	(45)	26	(45)	1.81%
Precious Metals	702	4,565	4,129	7,234	-63.62%
Total	(1,103)	7,236	1,373	4,245	100.00%

Source: ETF Securities Bloomberg

Net flows by Sector (\$m)



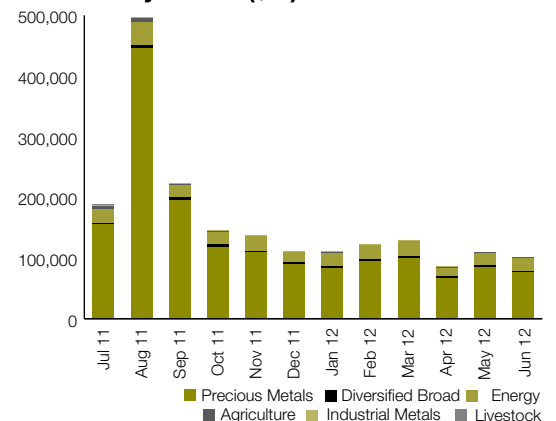
Source: ETF Securities, Bloomberg

Turnover by Sector (\$m)

	Turnover				Share %
	Q2 12	Q1 12	Q4 11	Q3 11	Q2 12
Diversified Broad	8,547	9,948	9,374	11,879	2.88%
Agriculture	3,321	4,199	4,716	13,488	1.12%
Energy	55,874	68,353	60,503	81,456	18.83%
Industrial Metals	1,571	2,386	2,060	4,577	0.53%
Livestock	93	149	203	195	0.03%
Precious Metals	227,333	277,796	316,749	796,023	76.61%
Total	296,739	362,831	393,605	907,619	100.00%

Source: ETF Securities Bloomberg

Turnover by Sector (\$m)



Source: ETF Securities, Bloomberg

Data:

All data is based on ETF Securities calculations and are in USD. Period is from July 1, 2011 to June 30, 2012.

For a full definition of commodity ETP sectors, please refer to page 3.

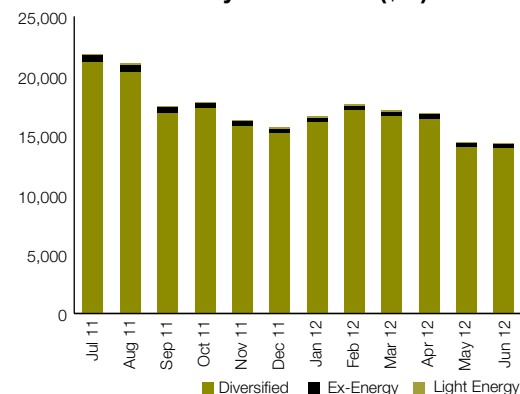
Diversified Broad

Cumulative AUM by Sub-Sector (\$m)

	Current AUM		Change AUM				
	(\$m)	Share %	Q2 12	Q1 12	Q4 11	Q3 11	Q1 12%
Diversified	13,963	7.97%	(2,662)	1,461	(1,727)	(3,689)	19.78%
Diversified - Ex Energy	261	0.15%	(70)	(20)	(105)	(177)	0.52%
Diversified - Light Energy	102	0.06%	(19)	(16)	30	(36)	0.14%
Total	14,326	8.17%	(2,751)	1,424	(1,802)	(3,902)	20.44%

Source: ETF Securities Bloomberg

Cumulative AUM by Sub-Sector (\$m)



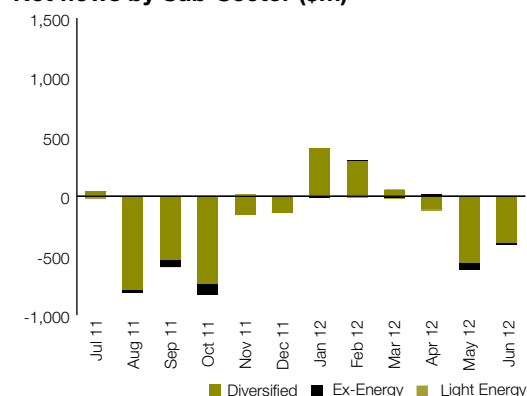
Source: ETF Securities, Bloomberg

Net flows by Sub-Sector (\$m)

	Net Flows				Share %
	Q2 12	Q1 12	Q4 11	Q3 11	Q2 12
Diversified	(1,058)	752	(1,029)	(1,283)	95.84%
Diversified - Ex Energy	(54)	(18)	(89)	(84)	4.87%
Diversified - Light Energy	(11)	(22)	22	(25)	0.99%
Total	(1,122)	712	(1,096)	(1,391)	101.69%

Source: ETF Securities Bloomberg

Net flows by Sub-Sector (\$m)



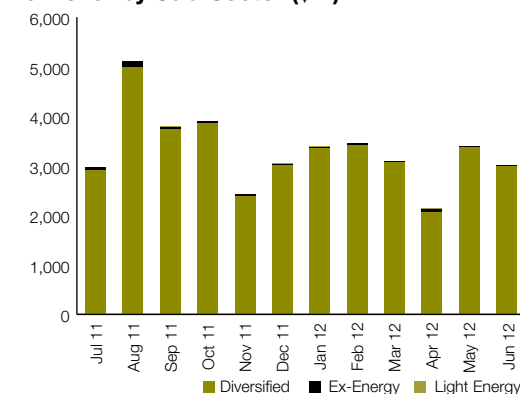
Source: ETF Securities, Bloomberg

Turnover by Sub-Sector (\$m)

	Turnover				Share %
	Q2 12	Q1 12	Q4 11	Q3 11	Q2 12
Diversified	8,433	9,855	9,266	11,647	2.84%
Diversified - Ex Energy	105	72	89	203	0.04%
Diversified - Light Energy	9	22	19	29	0.00%
Total	8,547	9,948	9,374	11,879	2.88%

Source: ETF Securities Bloomberg

Turnover by Sub-Sector (\$m)



Source: ETF Securities, Bloomberg

Data:

All data is based on ETF Securities calculations and are in USD. Period is from July 1, 2011 to June 30, 2012.

For a full definition of commodity ETP sectors, please refer to page 3.

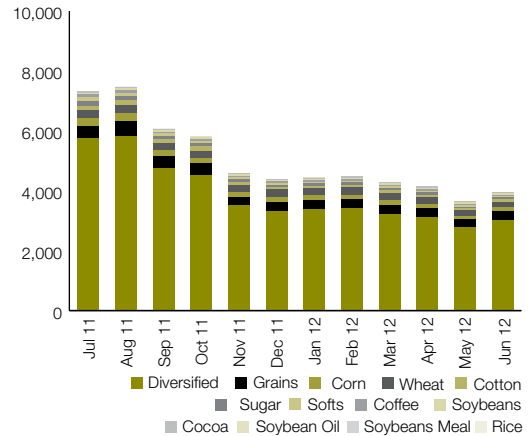
Agriculture

Cumulative AUM by Sub-Sector (\$m)

	Current AUM		Change AUM				
	(\$m)	Share %	Q2 12	Q1 12	Q4 11	Q3 11	Q1 12%
Diversified	3,037	1.73%	(196)	(104)	(1,434)	(937)	1.46%
Cocoa	41	0.02%	6	6	1	(20)	-0.05%
Coffee	51	0.03%	0	2	(12)	(85)	0.00%
Corn	126	0.07%	(21)	(12)	(51)	(22)	0.16%
Cotton	68	0.04%	(12)	(2)	(44)	(8)	0.09%
Grains	284	0.16%	(13)	4	(89)	(29)	0.10%
Rice	0	0.00%	0	0	0	0	0.00%
Softs	44	0.03%	(4)	(9)	(25)	(55)	0.03%
Soybeans	41	0.02%	(12)	4	(5)	2	0.09%
Soybeans Meal	0	0.00%	0	0	0	0	0.00%
Soybeans Oil	9	0.01%	0	2	(0)	(20)	0.00%
Sugar	75	0.04%	(13)	5	(52)	(19)	0.09%
Wheat	182	0.10%	(66)	8	34	(16)	0.49%
Total	3,959	2.26%	(331)	(97)	(1,678)	(1,208)	2.46%

Source: ETF Securities Bloomberg

Cumulative AUM by Sub-Sector (\$m)



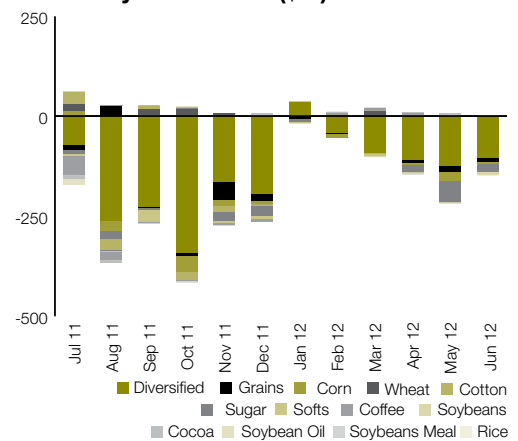
Source: ETF Securities, Bloomberg

Net flows by Sub-Sector (\$m)

	Net Flows				Share %
	Q2 12	Q1 12	Q4 11	Q3 11	Q2 12
Diversified	(336)	(97)	(698)	(557)	30.45%
Cocoa	5	5	8	(14)	-0.43%
Coffee	5	11	(11)	(70)	-0.43%
Corn	(28)	(6)	(63)	(6)	2.56%
Cotton	0	(2)	(37)	10	0.00%
Grains	(37)	(9)	(75)	9	3.33%
Rice	0	0	0	0	0.00%
Softs	2	(8)	(18)	(42)	-0.22%
Soybeans	(15)	(3)	(5)	4	1.39%
Soybeans Meal	0	0	0	0	0.00%
Soybeans Oil	1	2	(0)	(18)	-0.07%
Sugar	(5)	(0)	(41)	(19)	0.49%
Wheat	(85)	10	28	10	7.66%
Total	(494)	(97)	(912)	(692)	44.73%

Source: ETF Securities Bloomberg

Net flows by Sub-Sector (\$m)



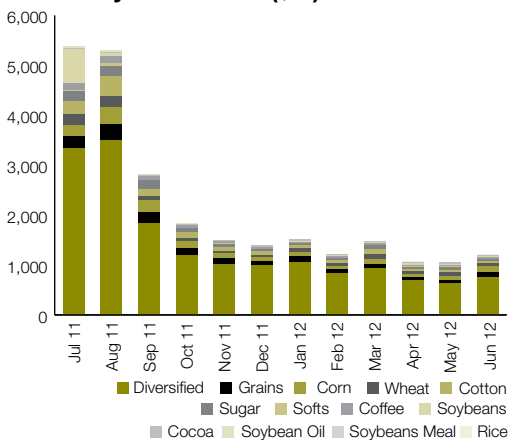
Source: ETF Securities, Bloomberg

Turnover by Sub-Sector (\$m)

	Turnover				Share %
	Q2 12	Q1 12	Q4 11	Q3 11	Q2 12
Diversified	2,072	2,818	3,184	8,666	0.70%
Cocoa	76	68	72	89	0.03%
Coffee	83	107	87	353	0.03%
Corn	241	249	314	804	0.08%
Cotton	158	139	172	572	0.05%
Grains	234	276	359	788	0.08%
Rice	1	0	1	0	0.00%
Softs	26	15	38	94	0.01%
Soybeans	94	54	38	736	0.03%
Soybeans Meal	0	0	0	0	0.00%
Soybeans Oil	10	11	11	68	0.00%
Sugar	104	221	271	802	0.03%
Wheat	220	242	170	516	0.07%
Total	3,321	4,199	4,716	13,488	1.12%

Source: ETF Securities Bloomberg

Turnover by Sub-Sector (\$m)



Source: ETF Securities, Bloomberg

Data:

All data is based on ETF Securities calculations and are in USD. Period is from July 1, 2011 to June 30, 2012.

For a full definition of commodity ETP sectors, please refer to page 3.

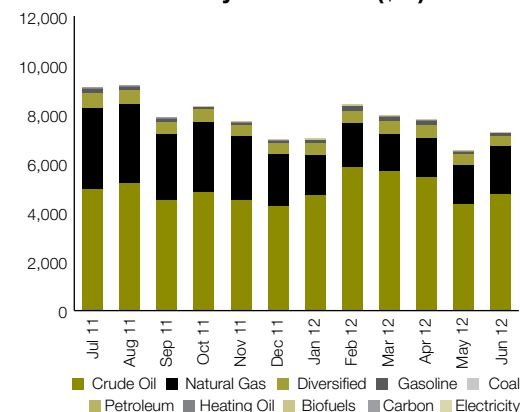
Energy

Cumulative AUM by Sub-Sector (\$m)

	Current AUM		Change AUM				
	(\$m)	Share %	Q2 12	Q1 12	Q4 11	Q3 11	Q1 12%
Diversified	429	0.24%	(85)	88	(49)	(176)	0.63%
Biofuels	0	0.00%	0	0	(8)	(1)	0.00%
Carbon	3	0.00%	0	0	(1)	(1)	0.00%
Coal	0	0	0	0	0	0	0
Crude Oil	4,751	2.71%	(941)	1,447	(242)	(1,072)	6.99%
Electricity	1	0.00%	(0)	1	0	0	0.00%
Gasoline	98	0.06%	(95)	94	(17)	(49)	0.70%
Heating Oil	22	0.01%	(10)	3	10	(4)	0.07%
Natural Gas	1,929	1.10%	439	(642)	(588)	(919)	-3.26%
Petroleum	26	0.01%	(13)	8	2	(22)	0.09%
Total	7,257	4.14%	(705)	1,000	(893)	(2,243)	5.24%

Source: ETF Securities Bloomberg

Cumulative AUM by Sub-Sector (\$m)



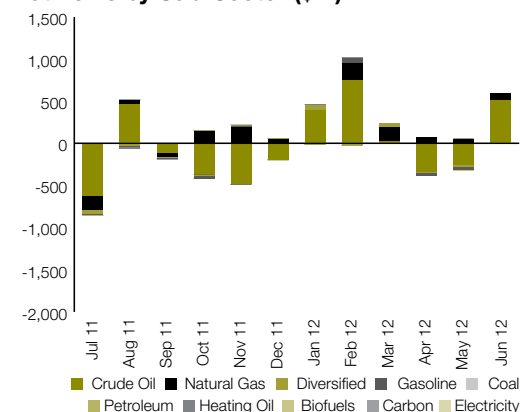
Source: ETF Securities, Bloomberg

Net flows by Sub-Sector (\$m)

	Net Flows				Share %
	Q2 12	Q1 12	Q4 11	Q3 11	Q2 12
Diversified	(40)	85	0	(91)	3.67%
Biofuels	0	0	(5)	(0)	0.00%
Carbon	0	0	(0)	0	-0.01%
Coal	0	0	0	0	0
Crude Oil	(73)	1,164	(1,043)	(269)	6.63%
Electricity	0	1	0	0	0.00%
Gasoline	(74)	76	(22)	(39)	6.73%
Heating Oil	(5)	0	11	(3)	0.49%
Natural Gas	205	361	385	(167)	-18.61%
Petroleum	(6)	5	1	(17)	0.54%
Total	6	1,692	(673)	(586)	-0.57%

Source: ETF Securities Bloomberg

Net flows by Sub-Sector (\$m)



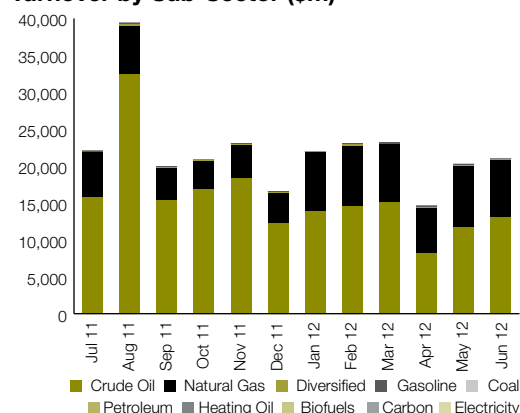
Source: ETF Securities, Bloomberg

Turnover by Sub-Sector (\$m)

	Turnover				Share %
	Q2 12	Q1 12	Q4 11	Q3 11	Q2 12
Diversified	355	472	315	426	0.12%
Biofuels	0	0	3	31	0.00%
Carbon	1	1	1	2	0.00%
Coal	0	0	0	0	0
Crude Oil	32,987	43,627	47,475	63,641	11.12%
Electricity	0	0	0	0	0.00%
Gasoline	240	387	191	356	0.08%
Heating Oil	16	30	37	53	0.01%
Natural Gas	22,214	23,792	12,439	16,880	7.49%
Petroleum	58	44	43	68	0.02%
Total	55,874	68,353	60,503	81,456	18.83%

Source: ETF Securities Bloomberg

Turnover by Sub-Sector (\$m)



Source: ETF Securities, Bloomberg

Data:

All data is based on ETF Securities calculations and are in USD. Period is from July 1, 2011 to June 30, 2012.

For a full definition of commodity ETP sectors, please refer to page 3.

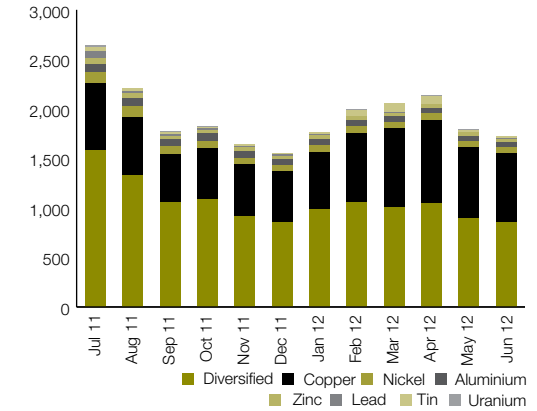
Industrial Metals

Cumulative AUM by Sub-Sector (\$m)

	Current AUM		Change AUM					Q1 12%
	(\$m)	Share %	Q2 12	Q1 12	Q4 11	Q3 11	Q1 12%	
Diversified	857	0.49%	(151)	155	(201)	(399)	1.12%	
Aluminium	54	0.03%	(12)	4	(10)	(16)	0.09%	
Copper	698	0.40%	(95)	276	28	(152)	0.70%	
Lead	9	0.01%	(0)	(2)	(5)	(14)	0.00%	
Nickel	57	0.03%	(4)	0	(18)	(33)	0.03%	
Tin	15	0.01%	(68)	70	(5)	(24)	0.50%	
Uranium	10	0.01%	(0)	(0)	(0)	(16)	0.00%	
Zinc	30	0.02%	(3)	(0)	(2)	(19)	0.02%	
Total	1,730	0.99%	(332)	503	(213)	(673)	2.47%	

Source: ETF Securities Bloomberg

Cumulative AUM by Sub-Sector (\$m)



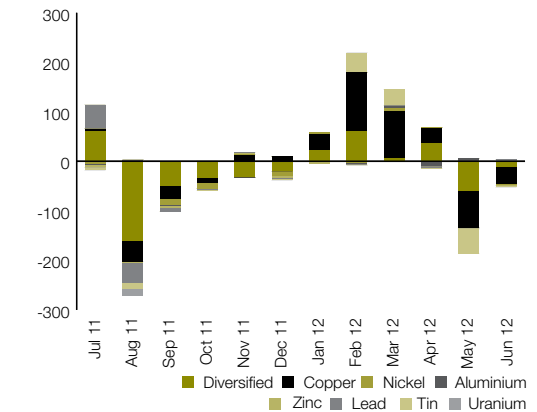
Source: ETF Securities, Bloomberg

Net flows by Sub-Sector (\$m)

	Net Flows				Share %
	Q2 12	Q1 12	Q4 11	Q3 11	Q2 12
Diversified	(35)	89	(85)	(148)	3.17%
Aluminium	(5)	2	(2)	(2)	0.46%
Copper	(78)	248	12	(64)	7.11%
Lead	1	(1)	(3)	1	-0.06%
Nickel	0	3	(19)	(18)	-0.05%
Tin	(57)	71	(4)	(18)	5.20%
Uranium	0	0	0	(15)	0.00%
Zinc	(1)	(3)	(1)	(11)	0.11%
Total	(176)	410	(102)	(275)	15.95%

Source: ETF Securities Bloomberg

Net flows by Sub-Sector (\$m)



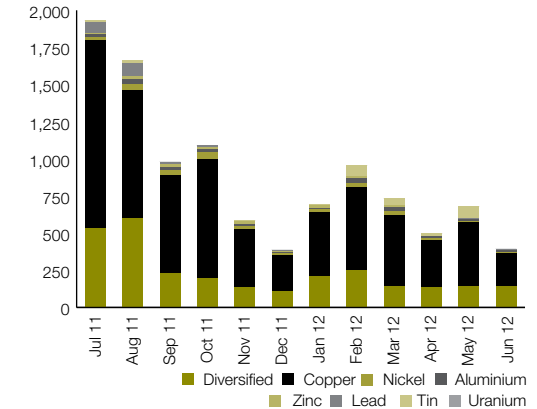
Source: ETF Securities, Bloomberg

Turnover by Sub-Sector (\$m)

	Turnover				Share %
	Q2 12	Q1 12	Q4 11	Q3 11	Q2 12
Diversified	419	608	448	1,368	0.14%
Aluminium	26	71	35	71	0.01%
Copper	976	1,461	1,423	2,786	0.33%
Lead	9	13	12	173	0.00%
Nickel	26	73	88	92	0.01%
Tin	106	120	10	40	0.04%
Uranium	0	0	0	0	0.00%
Zinc	11	40	44	47	0.00%
Total	1,571	2,386	2,060	4,577	0.53%

Source: ETF Securities Bloomberg

Turnover by Sub-Sector (\$m)



Source: ETF Securities, Bloomberg

Data:

All data is based on ETF Securities calculations and are in USD. Period is from July 1, 2011 to June 30, 2012.

For a full definition of commodity ETP sectors, please refer to page 3.

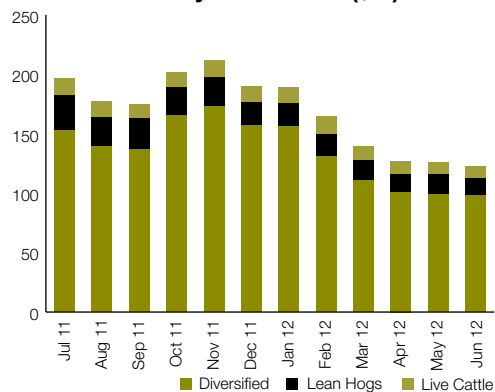
Livestock

Cumulative AUM by Sub-Sector (\$m)

	Current AUM		Change AUM				
	(\$m)	Share %	Q2 12	Q1 12	Q4 11	Q3 11	
Diversified	98	0.06%	(12)	(47)	20	(14)	0.09%
Lean Hogs	15	0.01%	(2)	(3)	(6)	(2)	0.01%
Live Cattle	10	0.01%	(1)	(1)	0	(19)	0.01%
Total	123	0.07%	(15)	(52)	14	(35)	0.11%

Source: ETF Securities Bloomberg

Cumulative AUM by Sub-Sector (\$m)



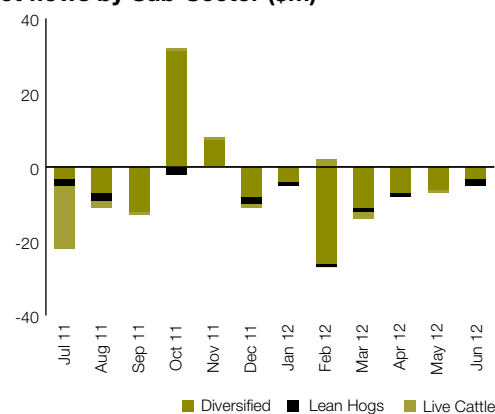
Source: ETF Securities, Bloomberg

Net flows by Sub-Sector (\$m)

	Net Flows				Share %
	Q2 12	Q1 12	Q4 11	Q3 11	Q2 12
Diversified	(16)	(41)	30	(21)	1.45%
Lean Hogs	(3)	(3)	(5)	(4)	0.25%
Live Cattle	(1)	(1)	1	(20)	0.11%
Total	(20)	(45)	26	(45)	1.81%

Source: ETF Securities Bloomberg

Net flows by Sub-Sector (\$m)



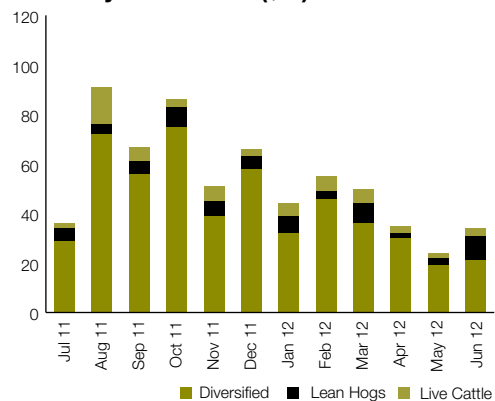
Source: ETF Securities, Bloomberg

Turnover by Sub-Sector (\$m)

	Turnover				Share %
	Q2 12	Q1 12	Q4 11	Q3 11	Q2 12
Diversified	70	113	171	158	0.02%
Lean Hogs	15	19	19	15	0.01%
Live Cattle	8	17	13	23	0.00%
Total	93	149	203	195	0.03%

Source: ETF Securities Bloomberg

Turnover by Sub-Sector (\$m)



Source: ETF Securities, Bloomberg

Data:

All data is based on ETF Securities calculations and are in USD. Period is from July 1, 2011 to June 30, 2012.

For a full definition of commodity ETP sectors, please refer to page 3.

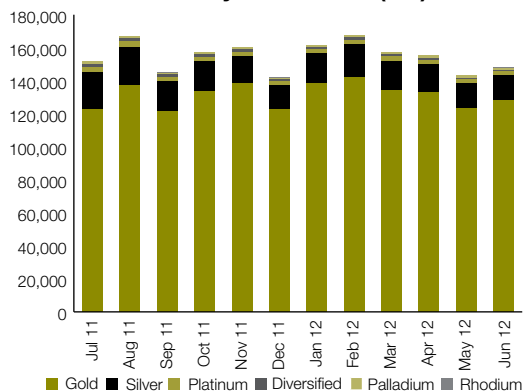
Precious Metals

Cumulative AUM by Sub-Sector (\$m)

	Current AUM		Change AUM				
	(\$m)	Share %	Q2 12	Q1 12	Q4 11	Q3 11	Q1 12%
Diversified	1,040	0.59%	(183)	(36)	(264)	(44)	1.36%
Gold	128,412	73.27%	(5,731)	11,672	783	13,659	42.58%
Palladium	1,163	0.66%	(120)	204	(100)	(462)	0.89%
Platinum	2,257	1.29%	(449)	609	(370)	(277)	3.33%
Rhodium	45	0.03%	11	25	1	(0)	-0.09%
Silver	14,957	8.53%	(2,853)	2,879	(3,033)	(1,079)	21.20%
Total	147,874	84.37%	(9,325)	15,355	(2,983)	11,796	69.28%

Source: ETF Securities Bloomberg

Cumulative AUM by Sub-Sector (\$m)

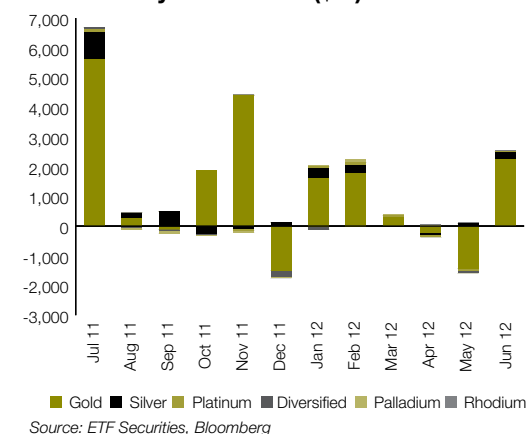


Net flows by Sub-Sector (\$m)

	Net Flows				Share %
	Q2 12	Q1 12	Q4 11	Q3 11	Q2 12
Diversified	(109)	(144)	(200)	(45)	9.88%
Gold	570	3,687	4,762	5,775	-51.62%
Palladium	36	186	(126)	(176)	-3.29%
Platinum	(80)	201	(105)	100	7.26%
Rhodium	16	11	3	1	-1.48%
Silver	269	623	(204)	1,578	-24.37%
Total	702	4,565	4,129	7,234	-63.62%

Source: ETF Securities Bloomberg

Net flows by Sub-Sector (\$m)

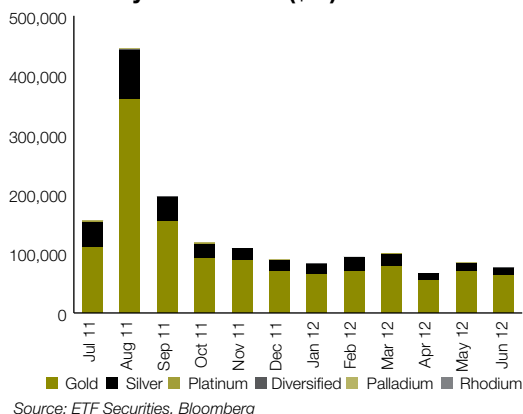


Turnover by Sub-Sector (\$m)

	Turnover				Share %
	Q2 12	Q1 12	Q4 11	Q3 11	Q2 12
Diversified	473	670	1,057	2,538	0.16%
Gold	187,207	213,047	249,752	623,827	63.09%
Palladium	515	793	778	1,563	0.17%
Platinum	923	1,848	1,660	4,247	0.31%
Rhodium	0	2	4	6	0.00%
Silver	38,215	61,436	63,499	163,842	12.88%
Total	227,333	277,796	316,749	796,023	76.61%

Source: ETF Securities Bloomberg

Turnover by Sub-Sector (\$m)



Data:

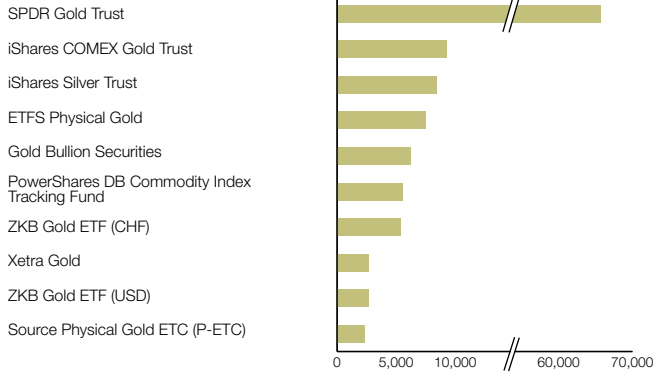
All data is based on ETF Securities calculations and are in USD. Period is from July 1, 2011 to June 30, 2012.

For a full definition of commodity ETP sectors, please refer to page 3.

Top and Bottom Ten Global Commodity ETPs – AUM, Flow & Turnover

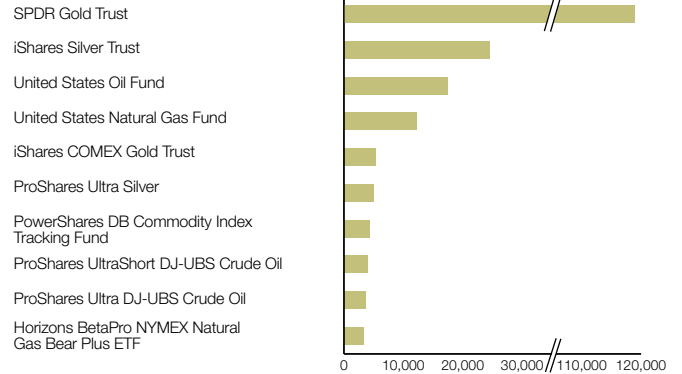
All Commodities

Top 10 Largest Commodity ETPs by AUM Q2 2012 (\$m)



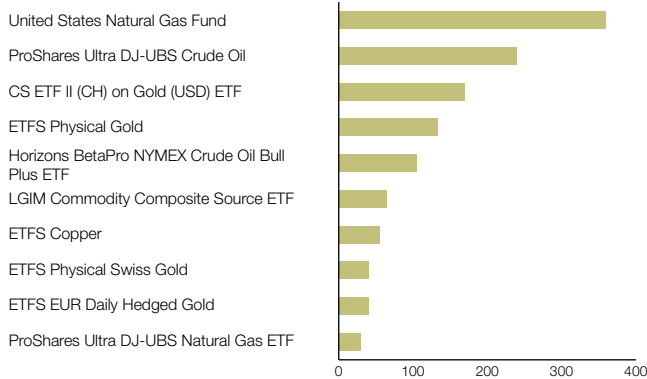
Source: ETF Securities, Bloomberg

Top 10 Largest Commodity ETPs by Turnover Q2 2012 (\$m)



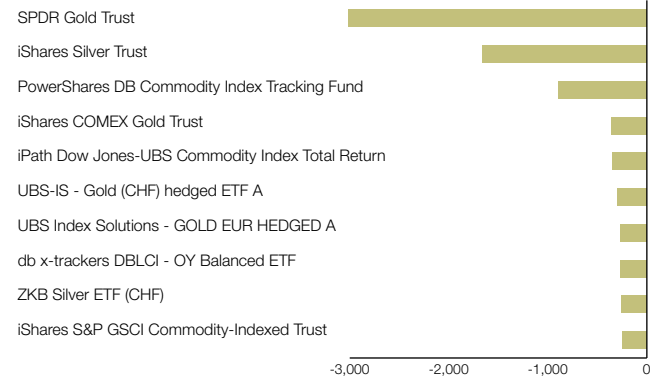
Source: ETF Securities, Bloomberg

Top 10 Largest AUM Increases Q2 2012 (\$m)



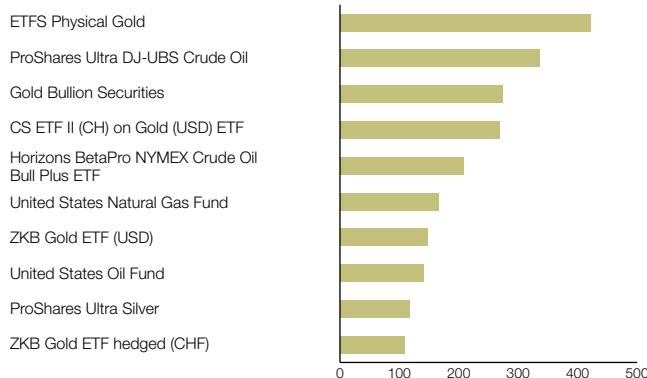
Source: ETF Securities, Bloomberg

Top 10 Largest AUM Decreases Q2 2012 (\$m)



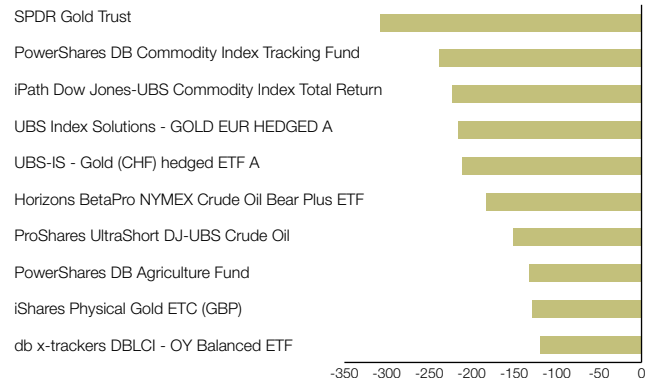
Source: ETF Securities, Bloomberg

Top 10 Largest Inflows Q2 2012 (\$m)



Source: ETF Securities, Bloomberg

Top 10 Largest Outflows Q2 2012 (\$m)



Source: ETF Securities, Bloomberg

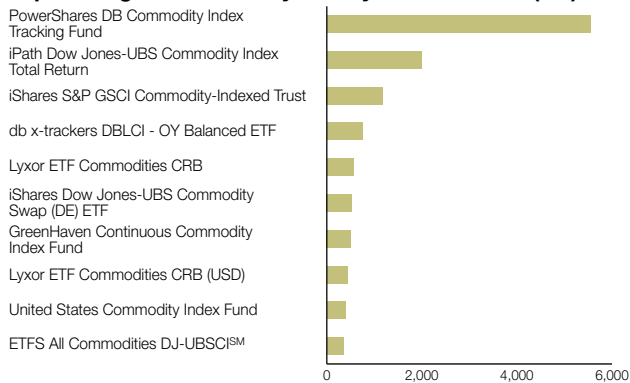
Data:

All data is based on ETF Securities calculations and is in USD. Period from April 1, 2012 to June 30, 2012. For a full definition of Sectors and their Sub-Sectors throughout this report, please see Glossary on page 142. More information regarding specific commodity ETPs can be found on the respective issuers websites, please see Issuer Details on page 147.

For a full definition of commodity ETP sectors, please refer to page 3.

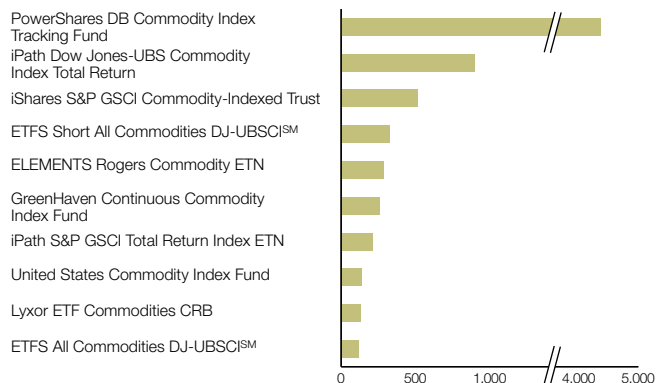
Diversified Broad

Top 10 Largest Commodity ETP by AUM Q2 2012 (\$m)



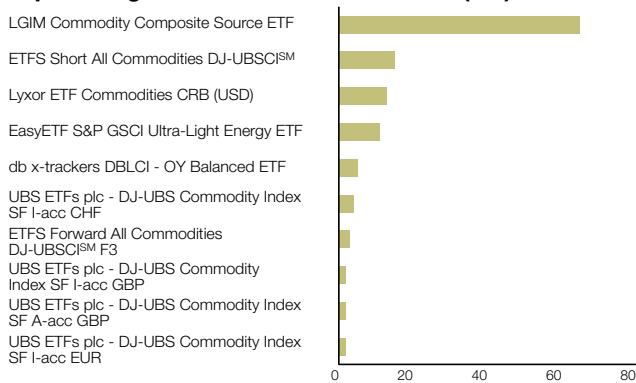
Source: ETF Securities, Bloomberg

Top 10 Largest Commodity ETPs by Turnover Q2 2012 (\$m)



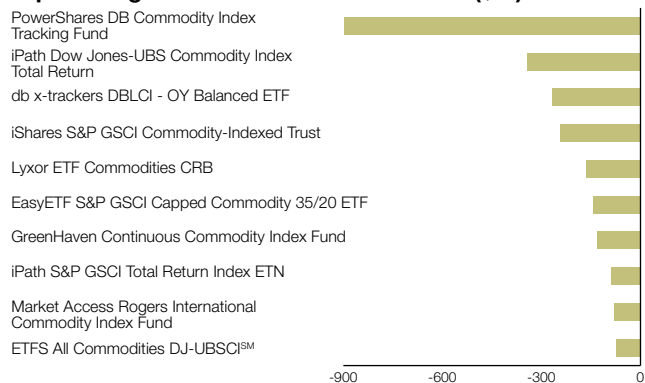
Source: ETF Securities, Bloomberg

Top 10 Largest AUM Increases Q2 2012 (\$m)



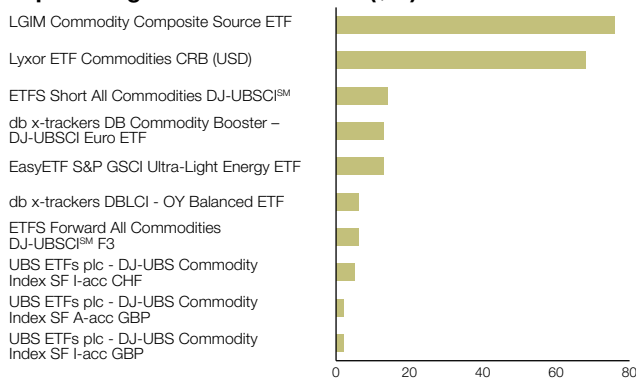
Source: ETF Securities, Bloomberg

Top 10 Largest AUM Decreases Q2 2012 (\$m)



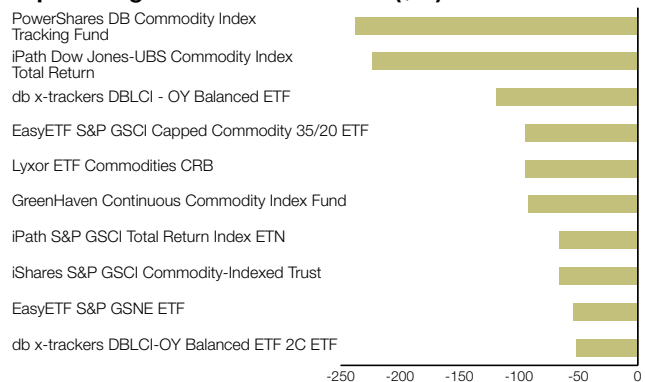
Source: ETF Securities, Bloomberg

Top 10 Largest Inflows Q2 2012 (\$m)



Source: ETF Securities, Bloomberg

Top 10 Largest Outflows Q2 2012 (\$m)



Source: ETF Securities, Bloomberg

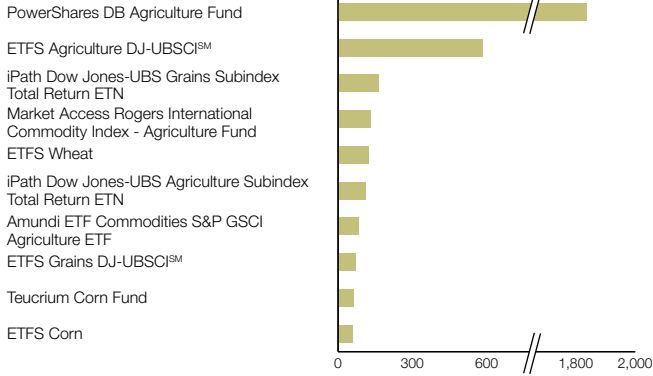
Data:

All data is based on ETF Securities calculations and is in USD. Period from April 1, 2012 to June 30, 2012. For a full definition of Sectors and their Sub-Sectors throughout this report, please see Glossary on page 142. More information regarding specific commodity ETPs can be found on the respective issuers websites, please see Issuer Details on page 147.

For a full definition of commodity ETP sectors, please refer to page 3.

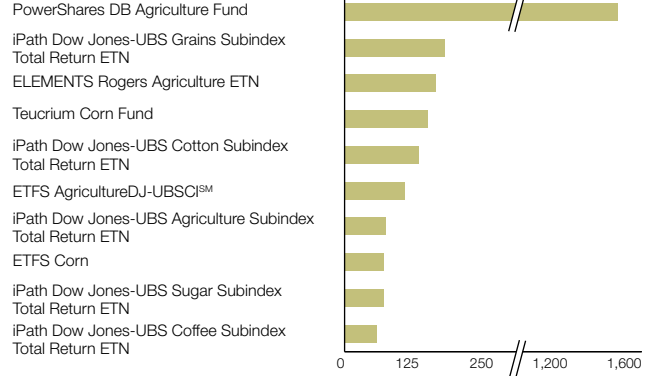
Agriculture

Top 10 Largest Commodity ETPs by AUM Q2 2012 (\$m)



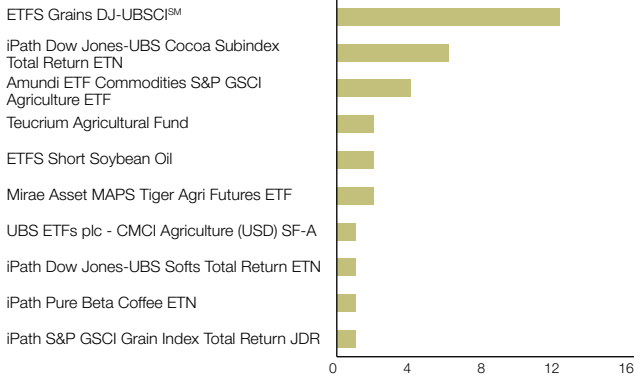
Source: ETF Securities, Bloomberg

Top 10 Largest Commodity ETPs by Turnover Q2 2012 (\$m)



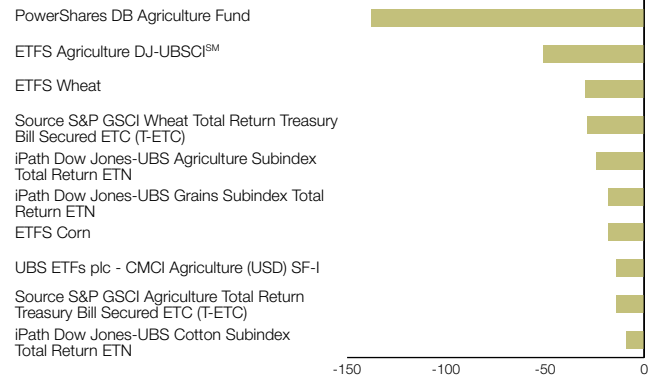
Source: ETF Securities, Bloomberg

Top 10 Largest Increases ETPs AUM in Q2 2012 (\$m)



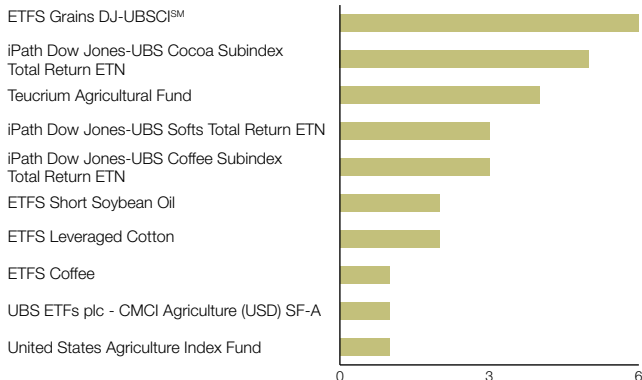
Source: ETF Securities, Bloomberg

Top 10 Largest Decreases in ETPs AUM Q2 2012 (\$m)



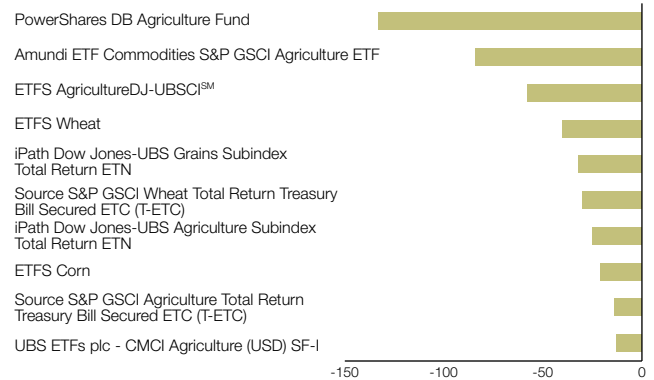
Source: ETF Securities, Bloomberg

Top 10 Largest Inflows Q2 2012 (\$m)



Source: ETF Securities, Bloomberg

Top 10 Largest Outflows Q2 2012 (\$m)



Source: ETF Securities, Bloomberg

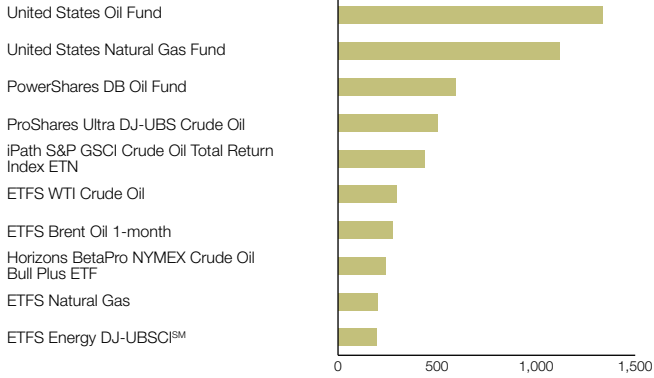
Data:

All data is based on ETF Securities calculations and is in USD. Period from April 1, 2012 to June 30, 2012. For a full definition of Sectors and their Sub-Sectors throughout this report, please see Glossary on page 142. More information regarding specific commodity ETPs can be found on the respective issuers websites, please see Issuer Details on page 147.

For a full definition of commodity ETP sectors, please refer to page 3.

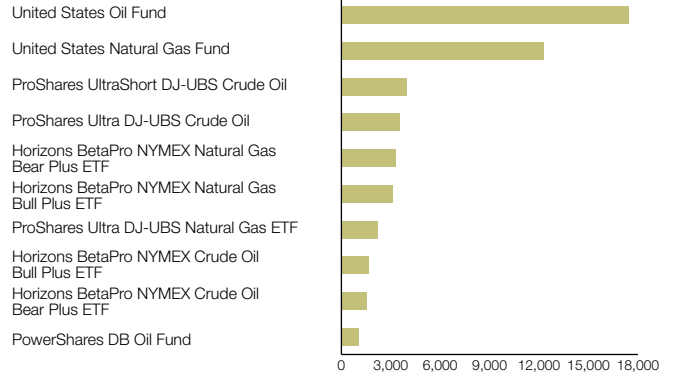
Energy

Top 10 Largest Commodity ETPs by AUM Q2 2012 (\$m)



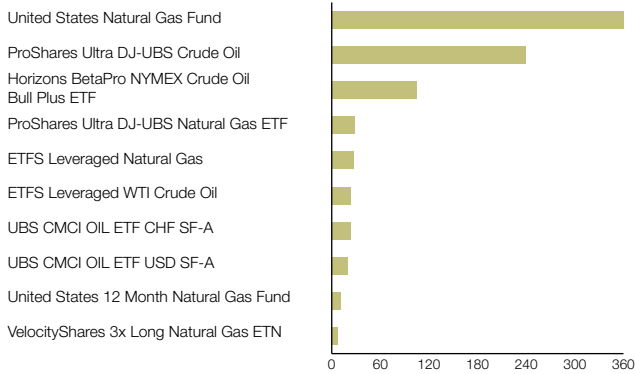
Source: ETF Securities, Bloomberg

Top 10 Largest Commodity ETPs by Turnover Q2 2012 (\$m)



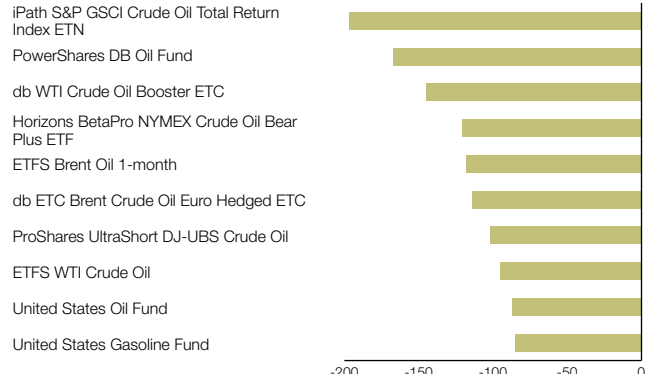
Source: ETF Securities, Bloomberg

Top 10 Largest Increases in ETPs AUM Q2 2012 (\$m)



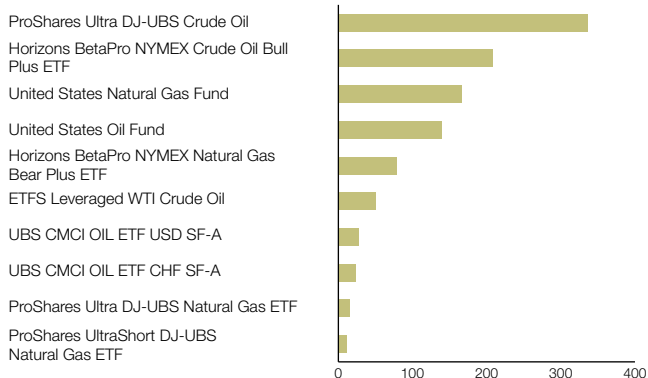
Source: ETF Securities, Bloomberg

Top 10 Largest Decreases in ETPs AUM Q2 2012 (\$m)



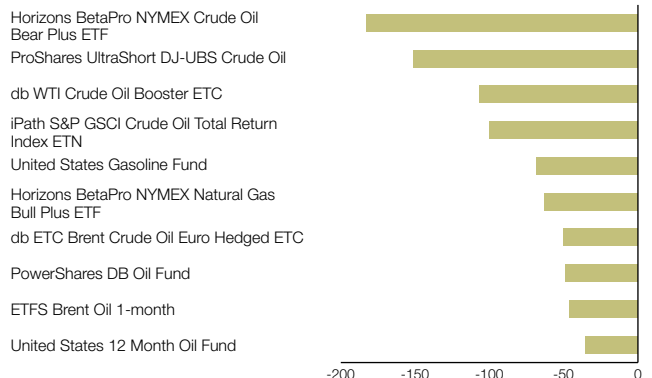
Source: ETF Securities, Bloomberg

Top 10 Largest Inflows Q2 2012 (\$m)



Source: ETF Securities, Bloomberg

Top 10 Largest Outflows Q2 2012 (\$m)



Source: ETF Securities, Bloomberg

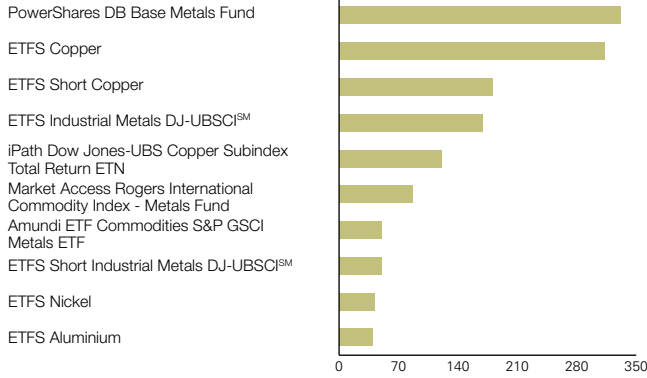
Data:

All data is based on ETF Securities calculations and is in USD. Period from April 1, 2012 to June 30, 2012. For a full definition of Sectors and their Sub-Sectors throughout this report, please see Glossary on page 142. More information regarding specific commodity ETPs can be found on the respective issuers websites, please see Issuer Details on page 147.

For a full definition of commodity ETP sectors, please refer to page 3.

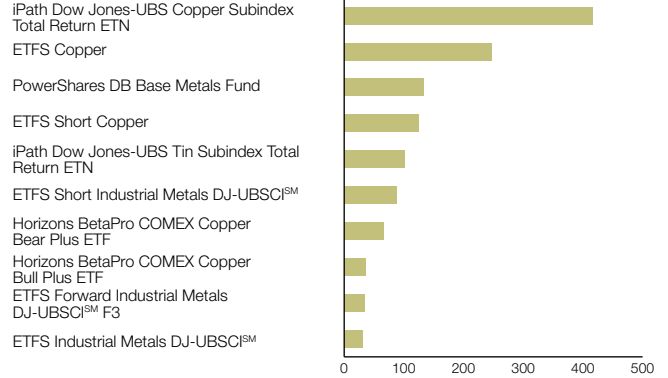
Industrial Metals

Top 10 Largest Commodity ETPs by AUM Q2 2012 (\$m)



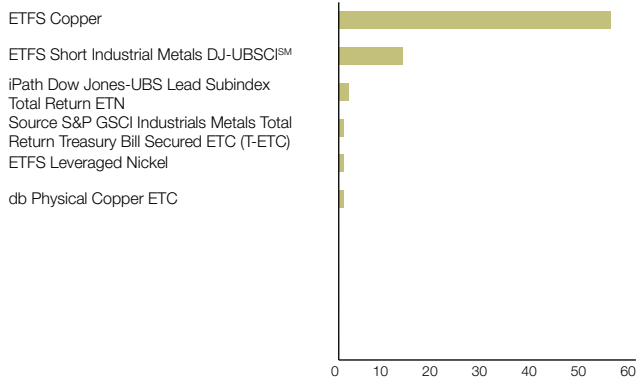
Source: ETF Securities, Bloomberg

Top 10 Largest Commodity ETPs by Turnover Q2 2012 (\$m)



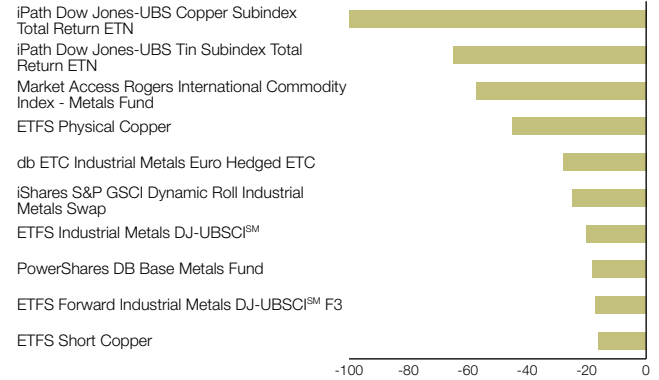
Source: ETF Securities, Bloomberg

Top 10 Largest Increases in ETPs AUM Q2 2012 (\$m)



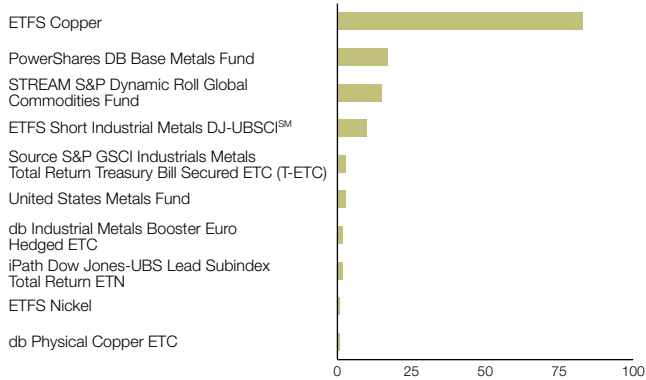
Source: ETF Securities, Bloomberg

Top 10 Largest Decreases in ETPs AUM Q2 2012 (\$m)



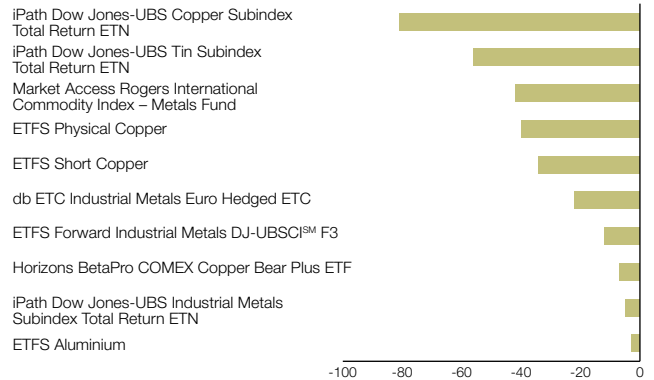
Source: ETF Securities, Bloomberg

Top 10 Largest Inflows Q2 2012 (\$m)



Source: ETF Securities, Bloomberg

Top 10 Largest Outflows Q2 2012 (\$m)



Source: ETF Securities, Bloomberg

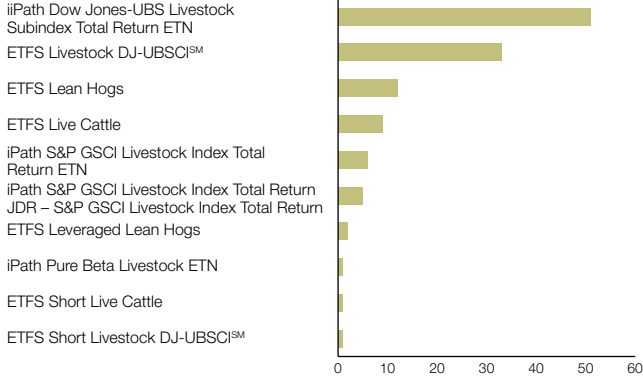
Data:

All data is based on ETF Securities calculations and is in USD. Period from April 1, 2012 to June 30, 2012. For a full definition of Sectors and their Sub-Sectors throughout this report, please see Glossary on page 142. More information regarding specific commodity ETPs can be found on the respective issuers websites, please see Issuer Details on page 147.

For a full definition of commodity ETP sectors, please refer to page 3.

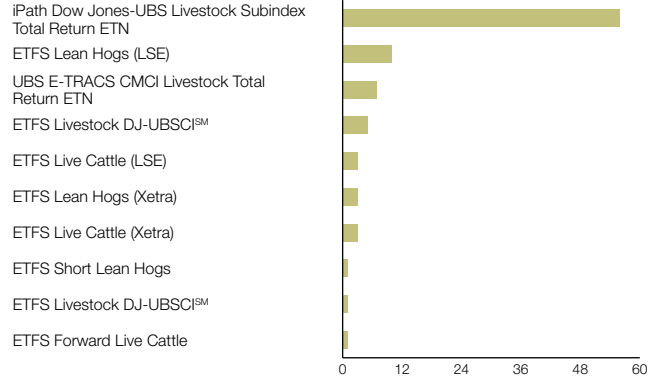
Livestock

Top 10 Largest Commodity ETPs by AUM Q2 2012 (\$m)



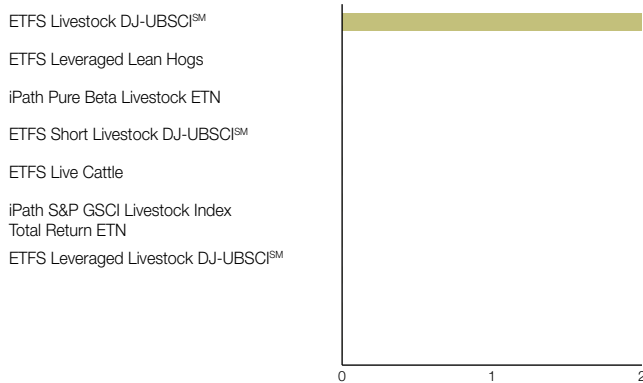
Source: ETF Securities, Bloomberg

Top 10 Largest Commodity ETPs by Turnover Q2 2012 (\$m)



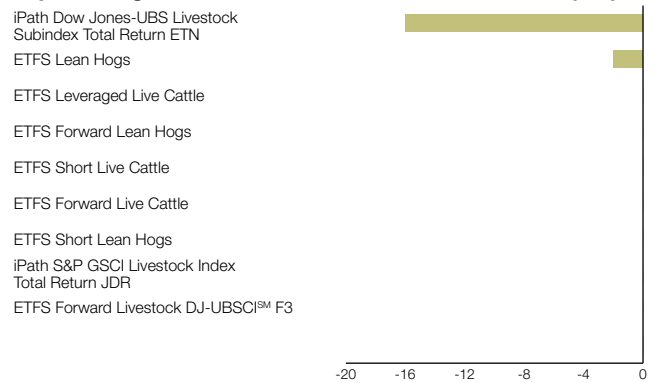
Source: ETF Securities, Bloomberg

Top 10 Largest Increases in ETPs AUM Q2 2012 (\$m)



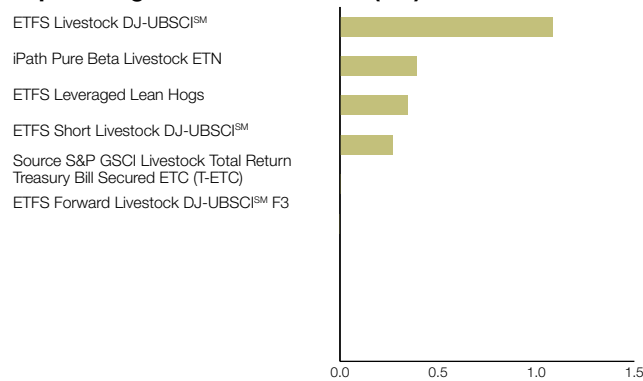
Source: ETF Securities, Bloomberg

Top 10 Largest Decreases in ETPs AUM Q2 2012 (\$m)



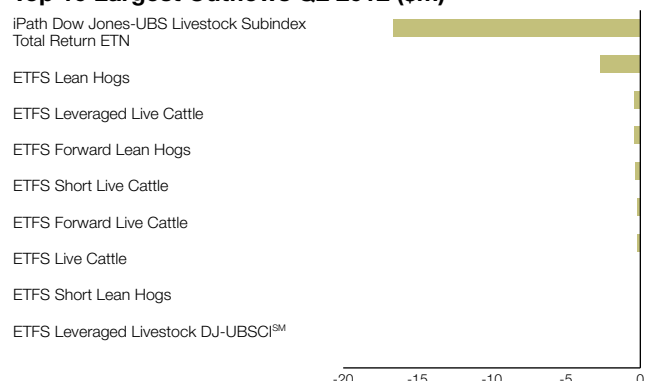
Source: ETF Securities, Bloomberg

Top 10 Largest Inflows Q2 2012 (\$m)



Source: ETF Securities, Bloomberg

Top 10 Largest Outflows Q2 2012 (\$m)



Source: ETF Securities, Bloomberg

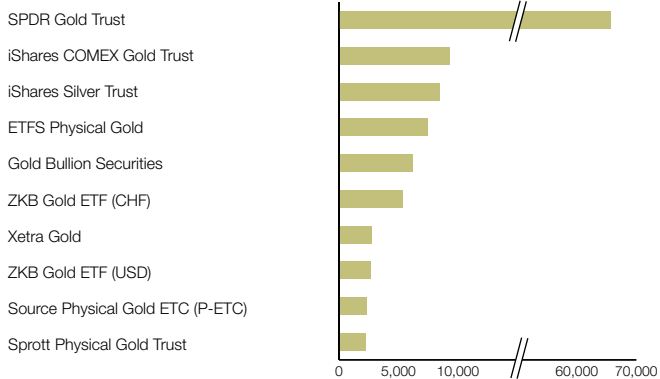
Data:

All data is based on ETF Securities calculations and is in USD. Period from April 1, 2012 to June 30, 2012. For a full definition of Sectors and their Sub-Sectors throughout this report, please see Glossary on page 142. More information regarding specific commodity ETPs can be found on the respective issuers websites, please see Issuer Details on page 147.

For a full definition of commodity ETP sectors, please refer to page 3.

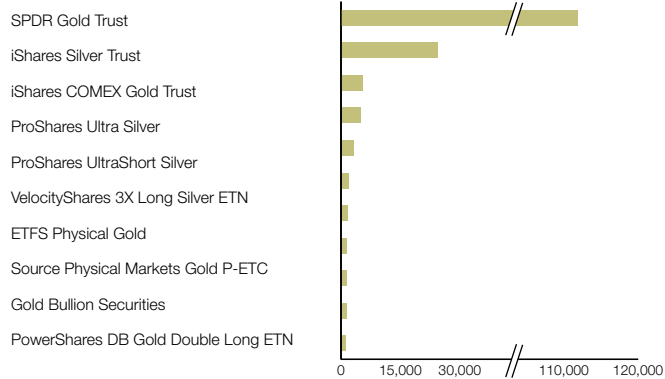
Precious Metals

Top 10 Largest Commodity ETPs by AUM Q2 2012 (\$m)



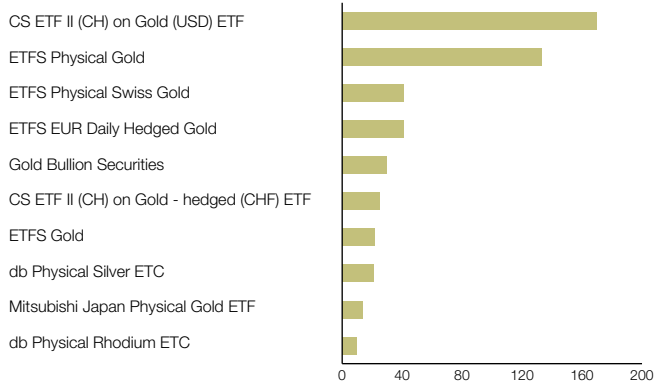
Source: ETF Securities, Bloomberg

Top 10 Largest Commodity ETPs by Turnover Q2 2012 (\$m)



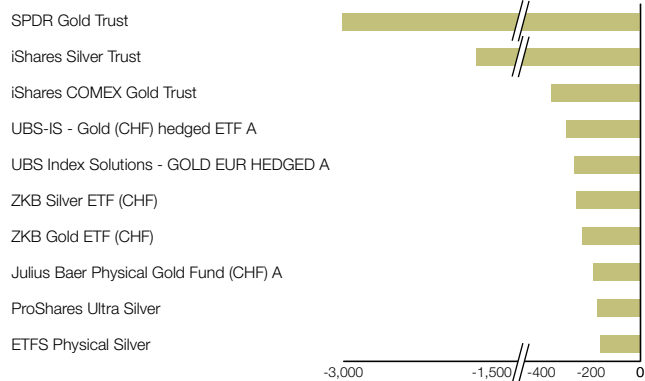
Source: ETF Securities, Bloomberg

Top 10 Largest Increases in ETPs AUM Q2 2012 (\$m)



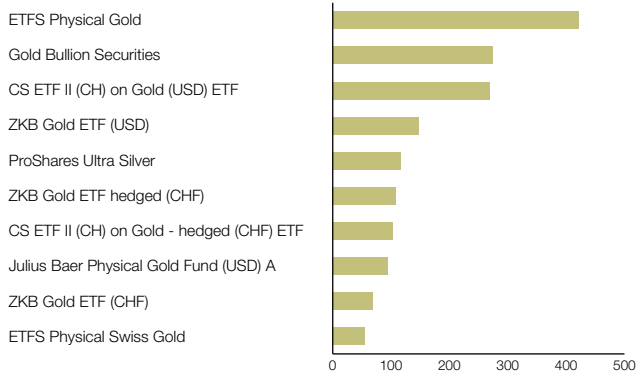
Source: ETF Securities, Bloomberg

Top 10 Largest Decreases in ETPs AUM Q2 2012 (\$m)



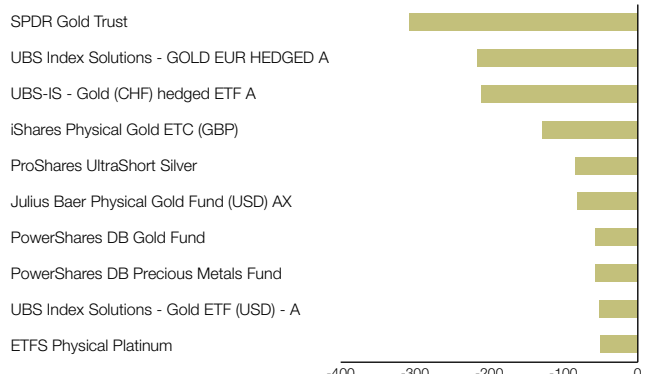
Source: ETF Securities, Bloomberg

Top 10 Largest Inflows Q2 2012 (\$m)



Source: ETF Securities, Bloomberg

Top 10 Largest Outflows Q2 2012 (\$m)



Source: ETF Securities, Bloomberg

Data:

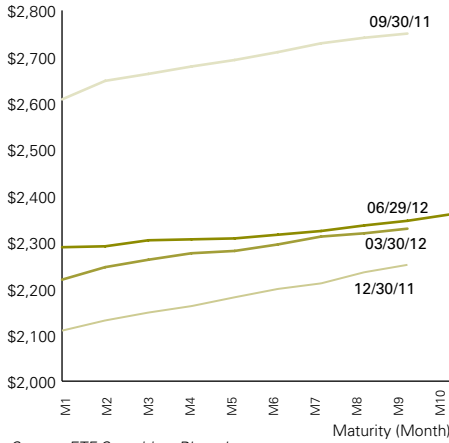
All data is based on ETF Securities calculations and is in USD. Period from April 1, 2012 to June 30, 2012. For a full definition of Sectors and their Sub-Sectors throughout this report, please see Glossary on page 142. More information regarding specific commodity ETPs can be found on the respective issuers websites, please see Issuer Details on page 147.

For a full definition of commodity ETP sectors, please refer to page 3.

Commodity Futures Curves

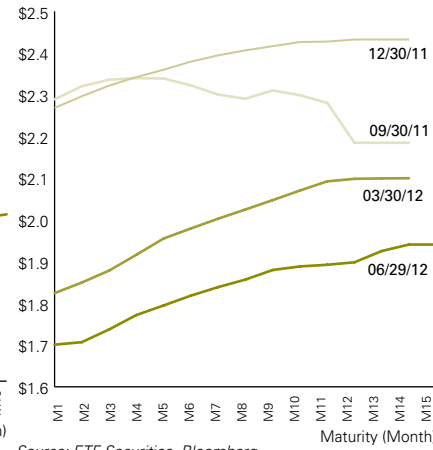
Agriculture

Cocoa – ICE
(USD/MT)



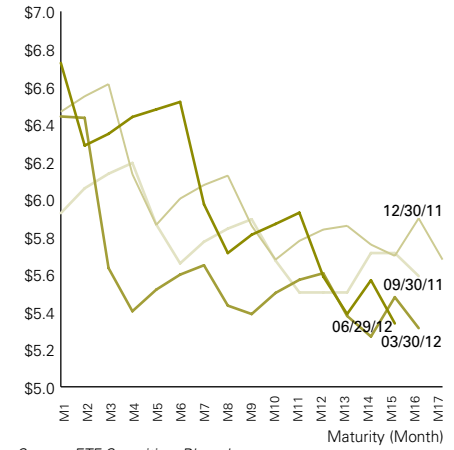
Source: ETF Securities, Bloomberg
Data: Period from September 30, 2011 to June 29, 2012

Coffee – NYB-ICE
(USD/lb.)



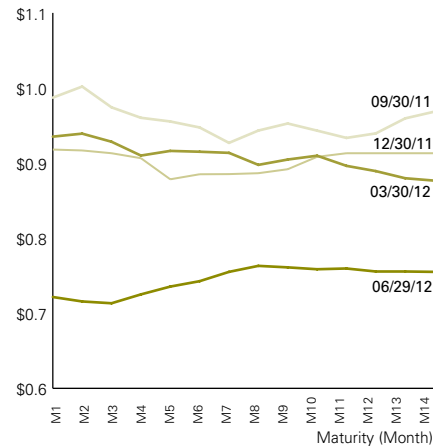
Source: ETF Securities, Bloomberg
Data: Period from September 30, 2011 to June 29, 2012

Corn – CBT
(USD/bu.)



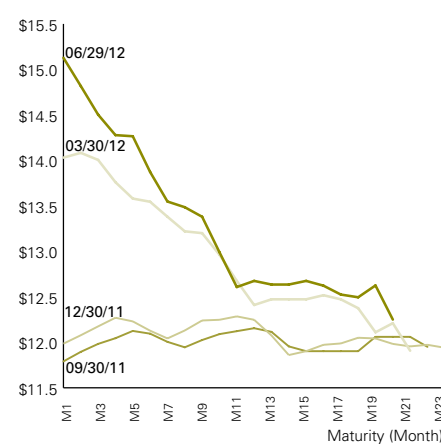
Source: ETF Securities, Bloomberg
Data: Period from September 30, 2011 to June 29, 2012

Cotton – ICE
(USD/lb.)



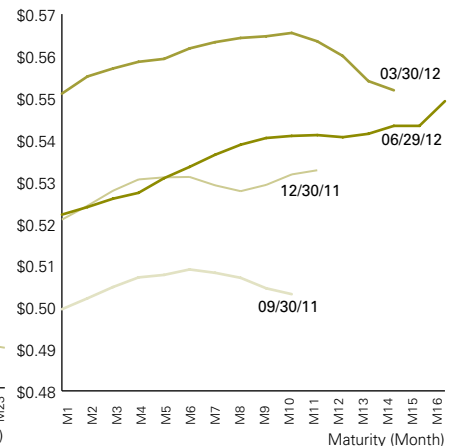
Source: ETF Securities, Bloomberg
Data: Period from September 30, 2011 to June 29, 2012

Soybeans – CBT
(USD/bu.)



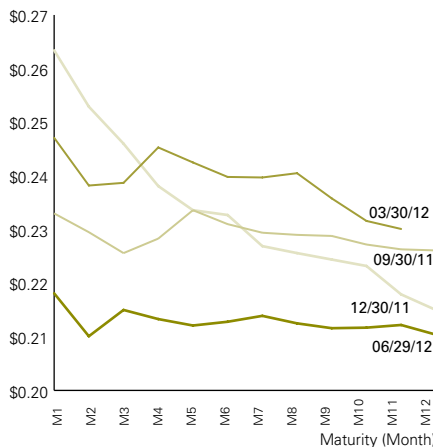
Source: ETF Securities, Bloomberg
Data: Period from September 30, 2011 to June 29, 2012

Soybean Oil – CBT
(USD/lb.)



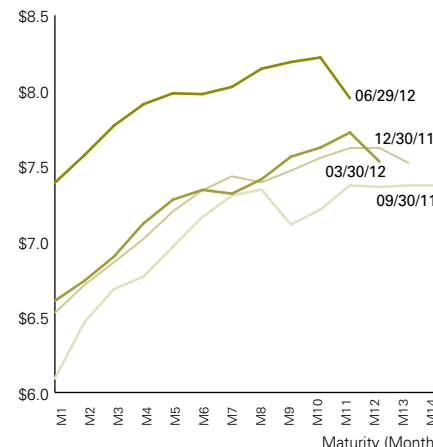
Source: ETF Securities, Bloomberg
Data: Period from September 30, 2011 to June 29, 2012

Sugar – ICE
(USD/lb.)



Source: ETF Securities, Bloomberg
Data: Period from September 30, 2011 to June 29, 2012

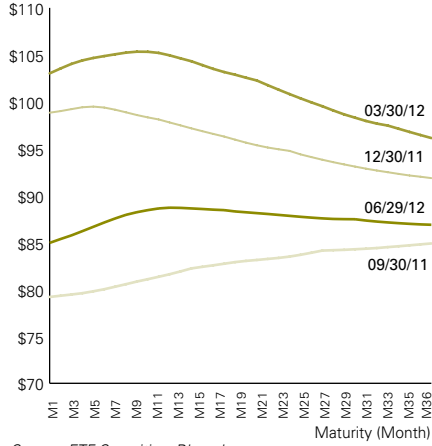
Wheat – CBT
(USD/bu.)



Source: ETF Securities, Bloomberg
Data: Period from September 30, 2011 to June 29, 2012

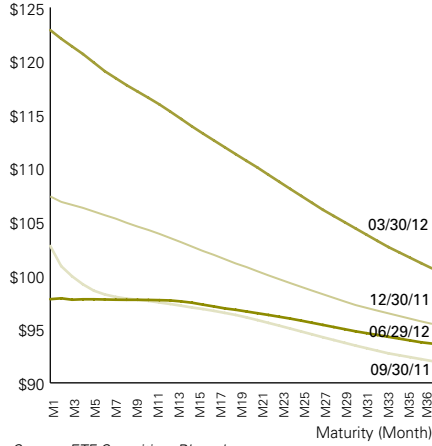
Energy

Crude Oil (WTI) – NYMEX
(USD/bbl.)



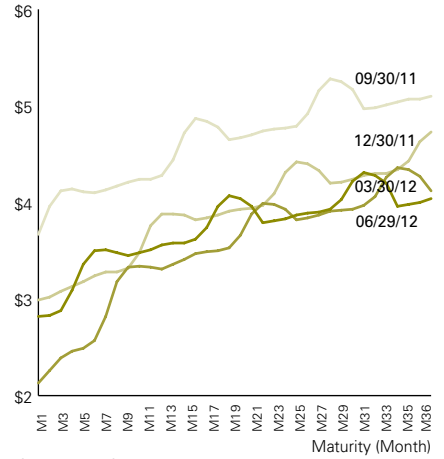
Source: ETF Securities, Bloomberg
Data: Period from September 30, 2011 to June 29, 2012

Crude Oil (Brent) – ICE
(USD/bbl.)



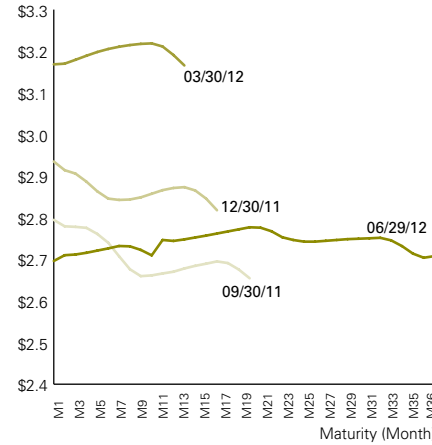
Source: ETF Securities, Bloomberg
Data: Period from September 30, 2011 to June 29, 2012

Natural Gas – NYMEX
(USD/MMBtu)



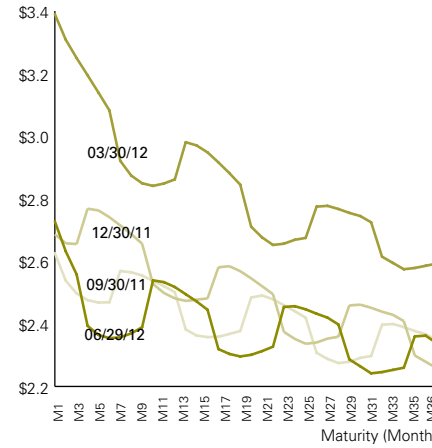
Source: ETF Securities, Bloomberg
Data: Period from September 30, 2011 to June 29, 2012

Heating Oil – NYMEX
(USD/gal.)



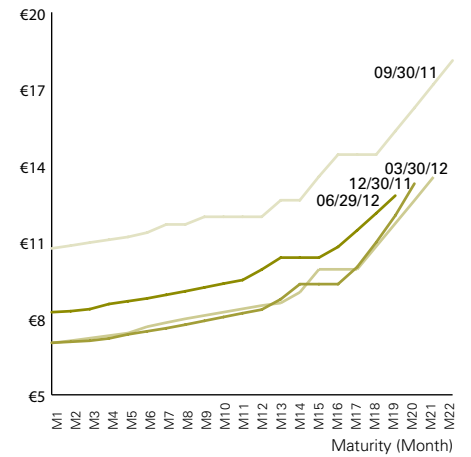
Source: ETF Securities, Bloomberg
Data: Period from September 30, 2011 to June 29, 2012

Unleaded Gasoline – NYMEX
(USD/gal.)



Source: ETF Securities, Bloomberg
Data: Period from September 30, 2011 to June 29, 2012

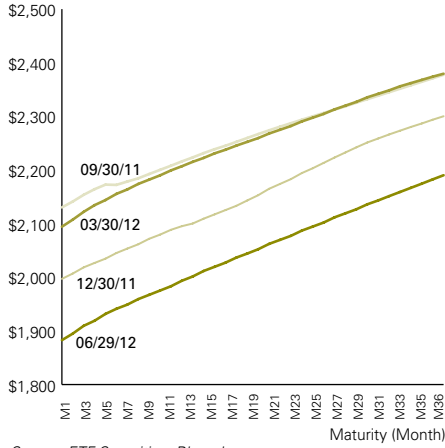
Carbon – ICE
(EUR/MT)



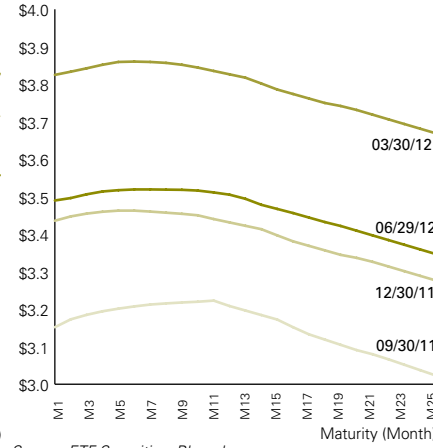
Source: ETF Securities, Bloomberg
Data: Period from September 30, 2011 to June 29, 2012

Industrial Metals

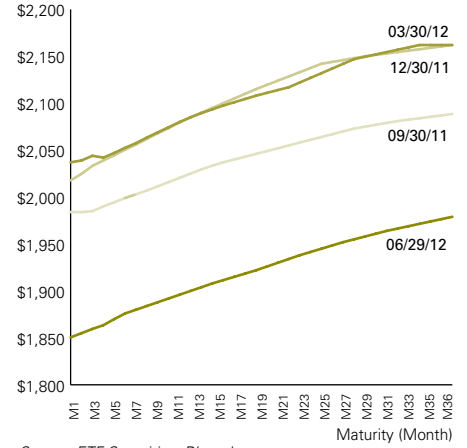
Aluminium – LME (USD/MT)



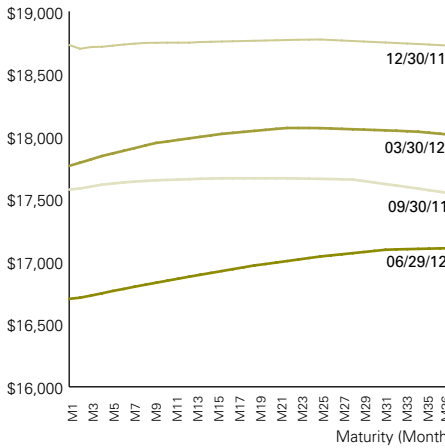
Copper – CMX (USD/lb.)



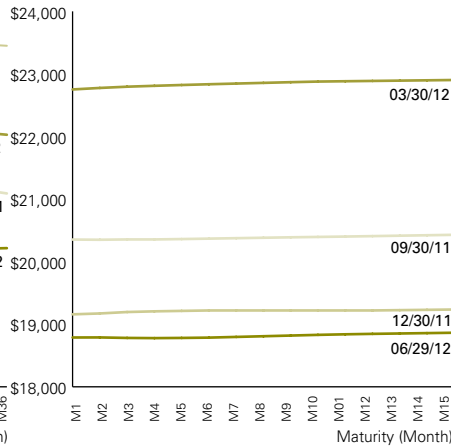
Lead – LME (USD/MT)



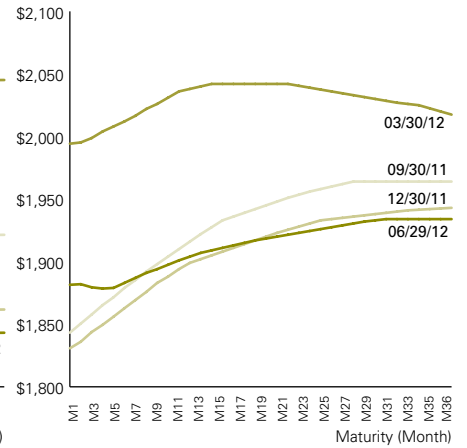
Nickel – LME (USD/MT)



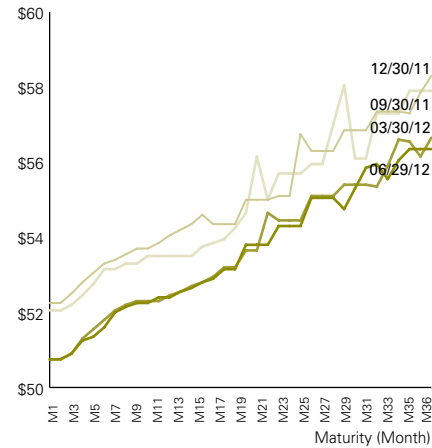
Tin – LME (USD/MT)



Zinc – LME (USD/MT)



Uranium – NYMEX (USD/lb.)

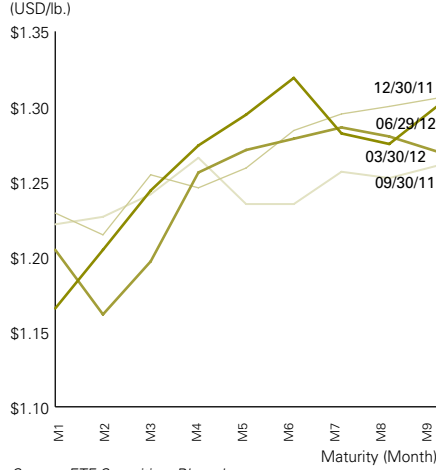


Livestock

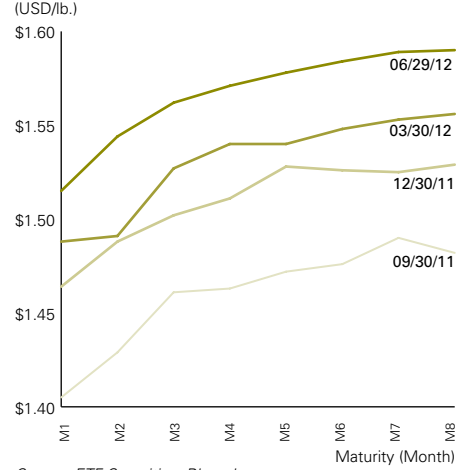
Lean Hogs – CME



Live Cattle – CME

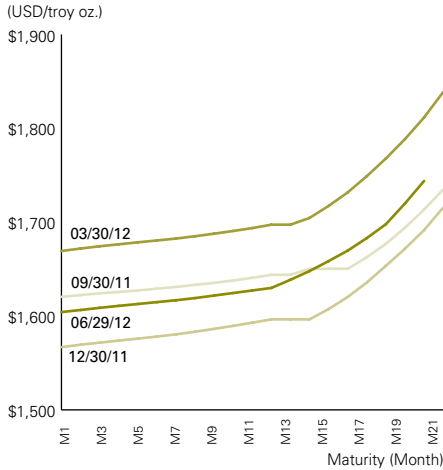


Feeder Cattle – CME

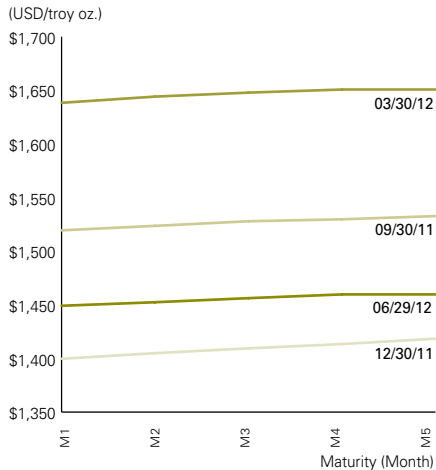


Precious Metals

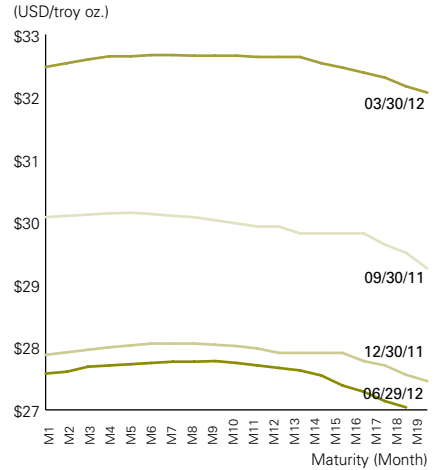
Gold – CMX



Platinum – NYMEX



Silver – CMX

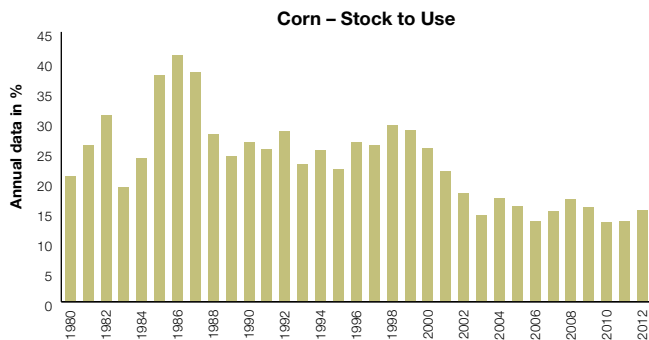


Palladium – NYMEX

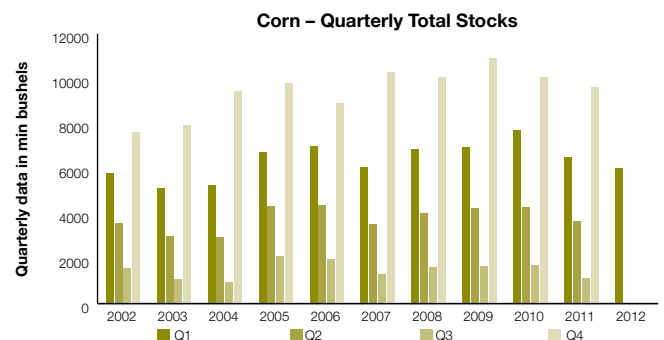


Commodity Inventory Trends

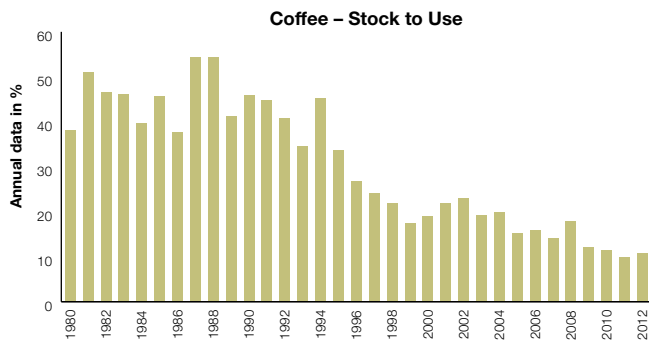
Agriculture



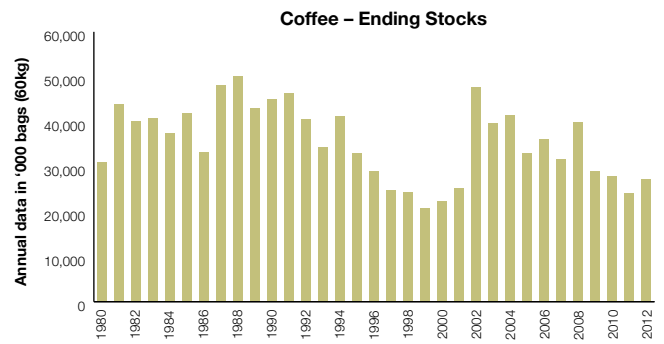
Source: ETF Securities, Bloomberg, USDA
Data: Period from 1980 to 2012



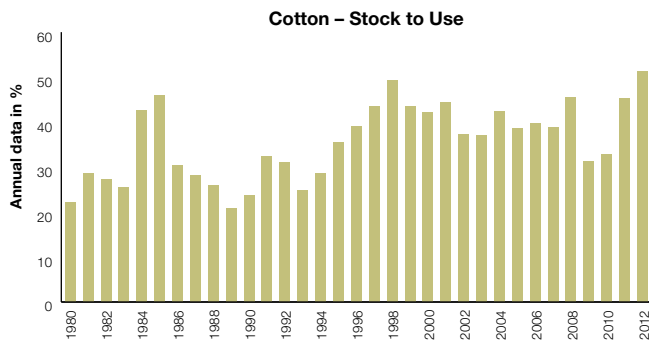
Source: ETF Securities, Bloomberg, USDA
Data: Period from March 2002 to March 2012



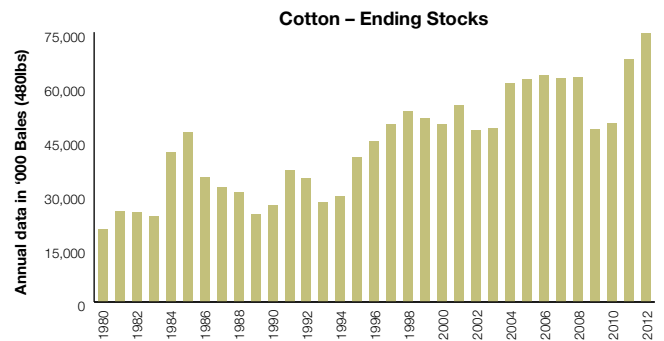
Source: ETF Securities, Bloomberg, USDA
Data: Period from 1980 to 2012



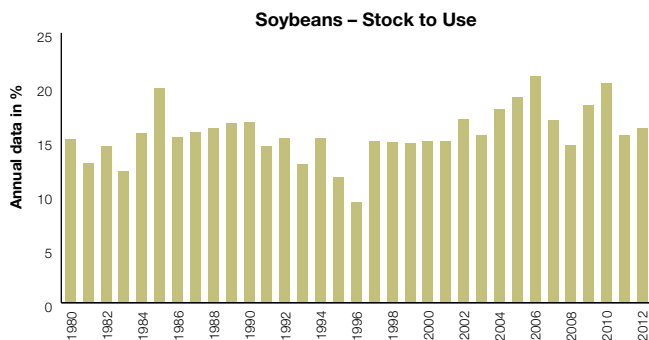
Source: ETF Securities, Bloomberg, USDA
Data: Period from 1980 to 2012



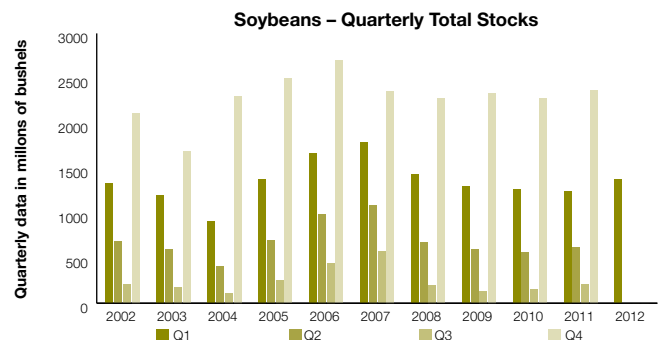
Source: ETF Securities, Bloomberg, USDA
Data: Period from 1980 to 2012



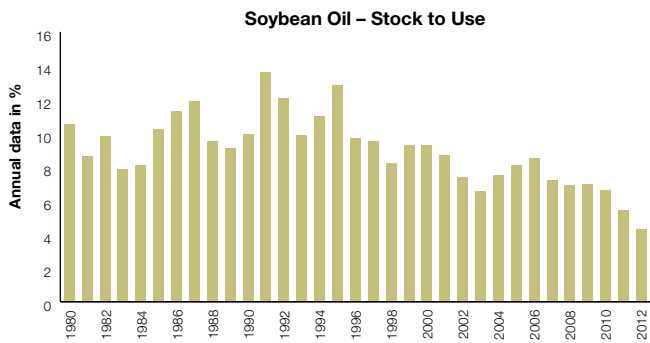
Source: ETF Securities, Bloomberg, USDA
Data: Period from 1980 to 2012



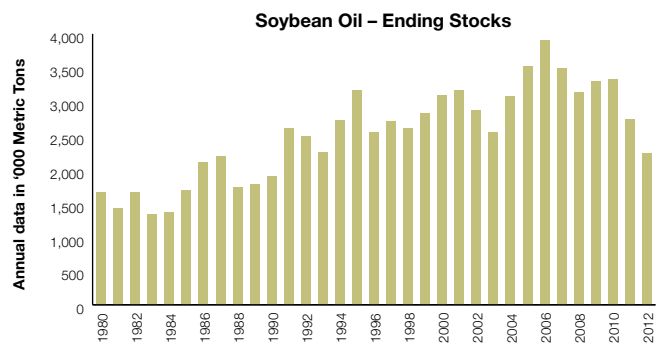
Source: ETF Securities, Bloomberg, USDA
Data: Period from 1980 to 2012



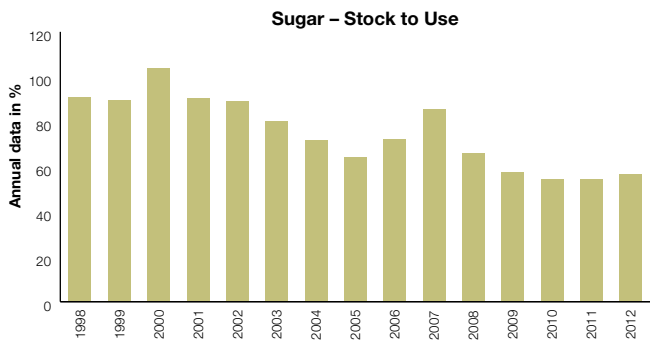
Source: ETF Securities, Bloomberg, USDA
Data: Period from March 2002 to March 2012



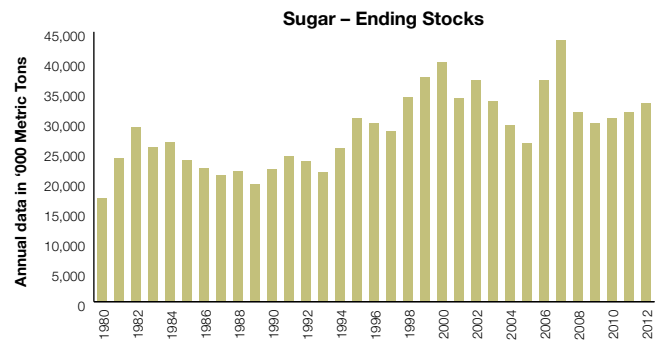
Source: ETF Securities, Bloomberg, USDA
Data: Period from 1980 to 2012



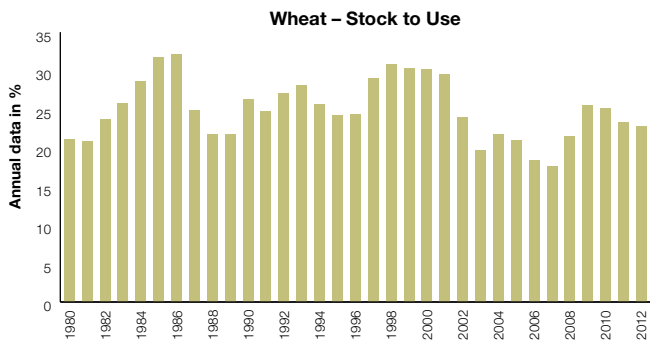
Source: ETF Securities, Bloomberg, USDA
Data: Period from 1980 to 2012



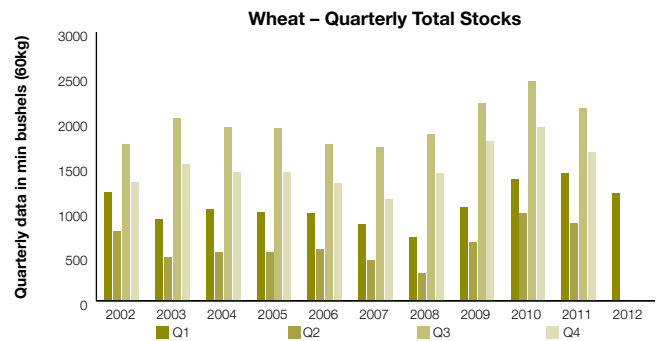
Source: ETF Securities, Bloomberg, USDA
Data: Period from 1998 to 2012



Source: ETF Securities, Bloomberg, USDA
Data: Period from 1980 to 2012



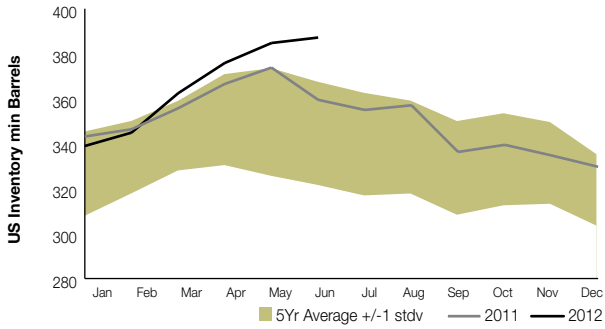
Source: ETF Securities, Bloomberg, USDA
Data: Period from 1980 to 2012



Source: ETF Securities, Bloomberg, USDA
Data: Period from March 2002 to March 2012

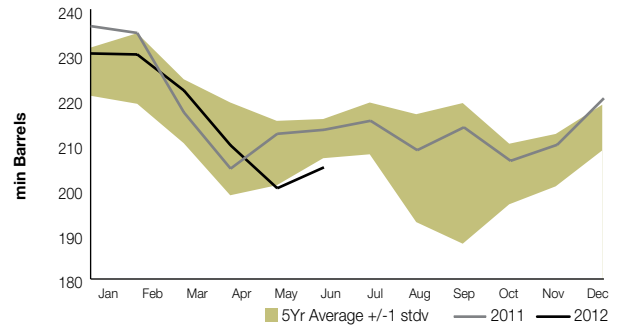
Energy

Crude Oil (WTI)



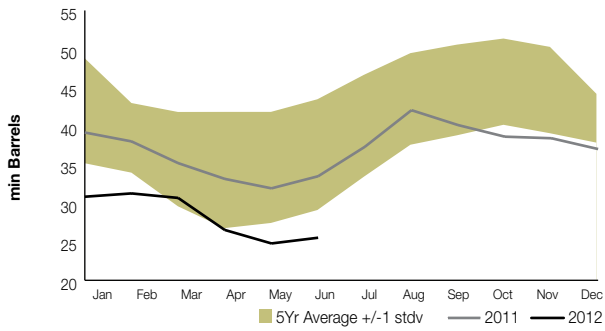
Source: ETF Securities, Bloomberg, DOE
Data: Period from June 2002 to June 2012

Gasoline



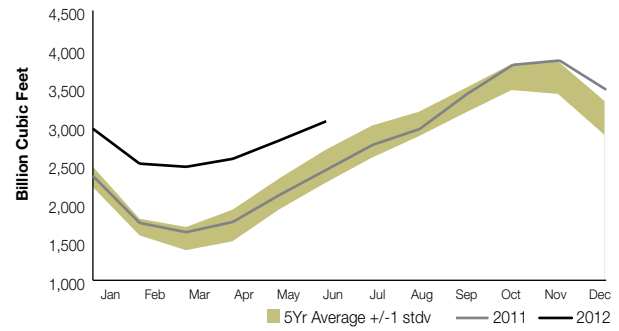
Source: ETF Securities, Bloomberg, DOE
Data: Period from June 2002 to June 2012

Heating Oil



Source: ETF Securities, Bloomberg, DOE
Data: Period from June 2002 to June 2012

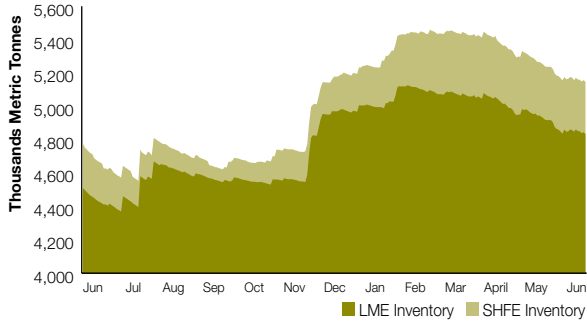
Natural Gas



Source: ETF Securities, Bloomberg, DOE
Data: Period from June 2002 to June 2012

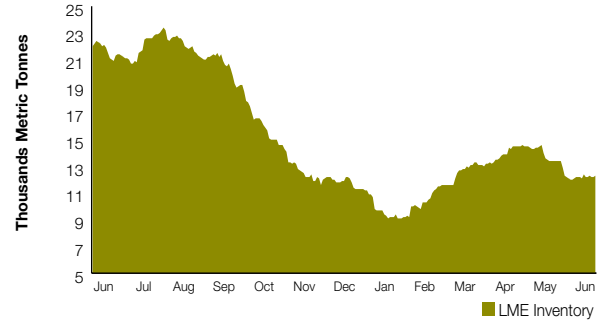
Industrial Metals

Aluminium



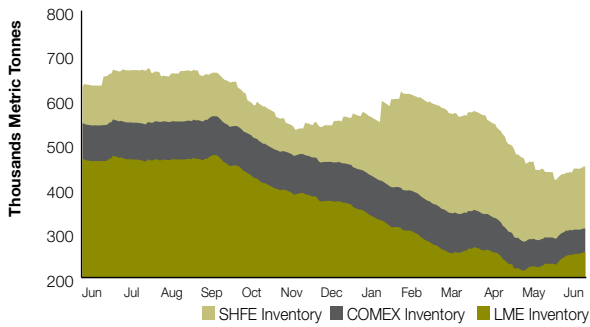
Source: ETF Securities, Bloomberg, LME, SHFE
Data: Period from June 2011 to June 2012

Tin



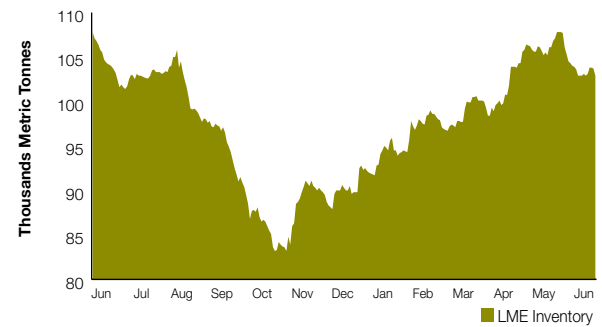
Source: ETF Securities, Bloomberg, LME
Data: Period from June 2011 to June 2012

Copper



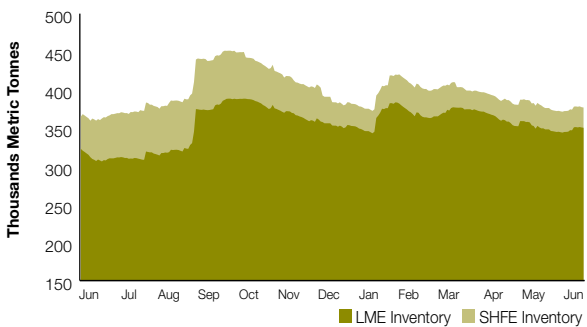
Source: ETF Securities, Bloomberg, LME, SHFE, COMEX
Data: Period from June 2011 to June 2012

Nickel



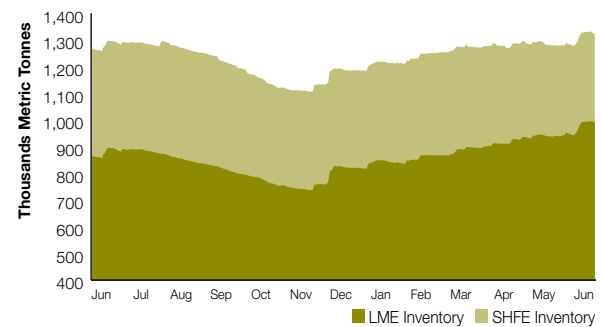
Source: ETF Securities, Bloomberg, LME
Data: Period from June 2011 to June 2012

Lead



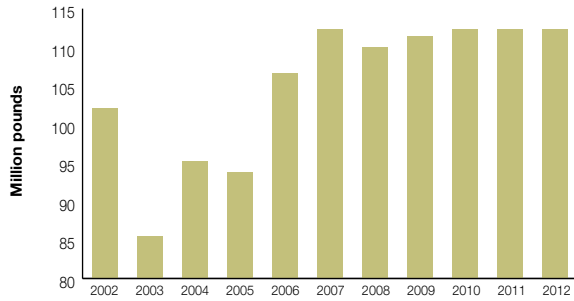
Source: ETF Securities, Bloomberg, LME, SHFE
Data: Period from June 2011 to June 2012

Zinc



Source: ETF Securities, Bloomberg, LME, SHFE
Data: Period from June 2011 to June 2012

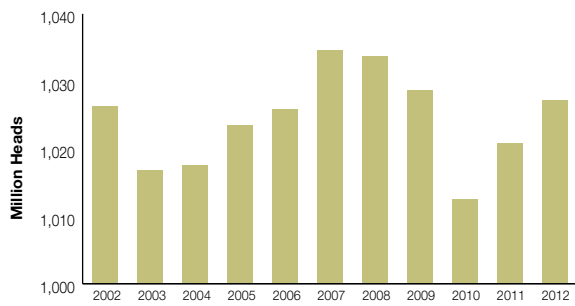
Uranium



Source: ETF Securities, Bloomberg, DOE
Data: Period from 2002 to 2012

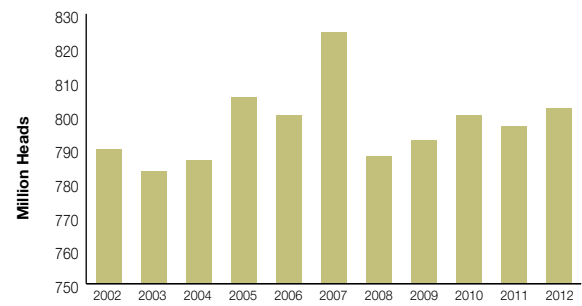
Livestock

Live Cattle



Source: ETF Securities, Bloomberg, USDA
Data: Period from 2002 to 2012

Lean Hogs

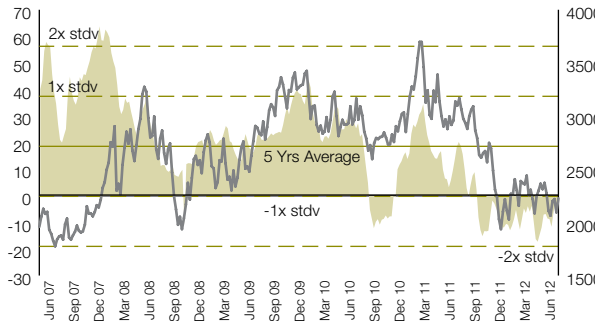


Source: ETF Securities, Bloomberg, USDA
Data: Period from 2002 to 2012

Commodity Futures Positioning Data¹

Agriculture

Cocoa



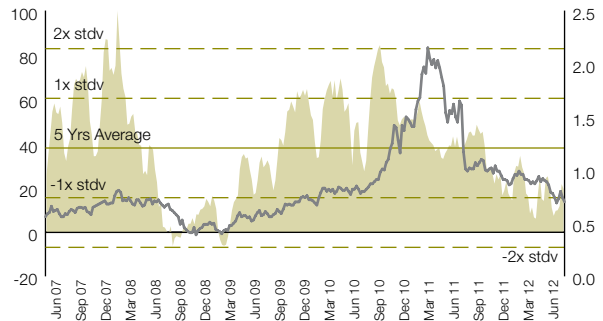
■ CFTC non-commercial net long positions futures — Prices (RHS, in USD/MT)

Source: ETF Securities, Bloomberg

Data: Period from June 30, 2007 to June 30, 2012

Note: Standard deviation based on 5 year average net positioning

Cotton



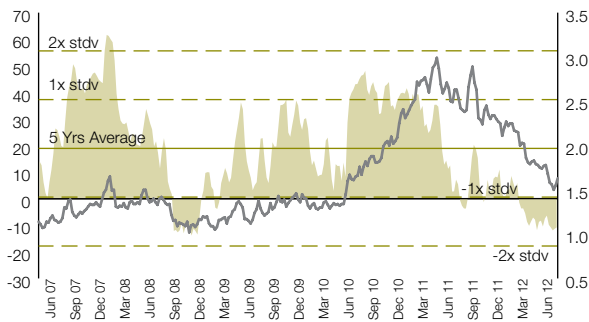
■ CFTC non-commercial net long positions futures — Prices (RHS, in USD/lb.)

Source: ETF Securities, Bloomberg

Data: Period from June 30, 2007 to June 30, 2012

Note: Standard deviation based on 5 year average net positioning

Coffee



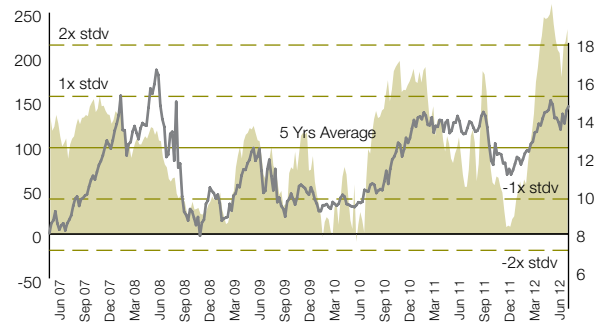
■ CFTC non-commercial net long positions futures — Prices (RHS, in USD/lb.)

Source: ETF Securities, Bloomberg

Data: Period from June 30, 2007 to June 30, 2012

Note: Standard deviation based on 5 year average net positioning

Soybeans



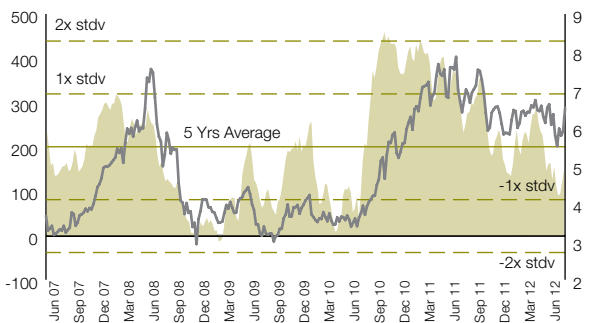
■ CFTC non-commercial net long positions futures — Prices (RHS, in USD/bu.)

Source: ETF Securities, Bloomberg

Data: Period from June 30, 2007 to June 30, 2012

Note: Standard deviation based on 5 year average net positioning

Corn



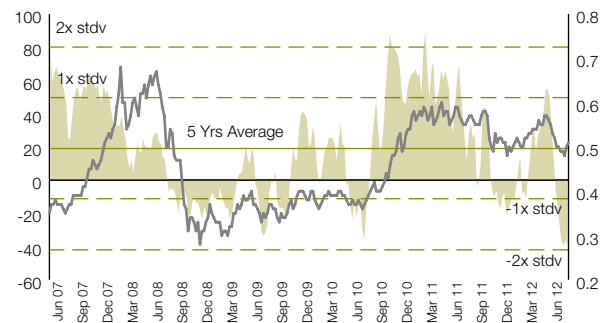
■ CFTC non-commercial net long positions futures — Prices (RHS, in USD/bu.)

Source: ETF Securities, Bloomberg

Data: Period from June 30, 2007 to June 30, 2012

Note: Standard deviation based on 5 year average net positioning

Soybean Oil



■ CFTC non-commercial net long positions futures — Prices (RHS, in USD/lb.)

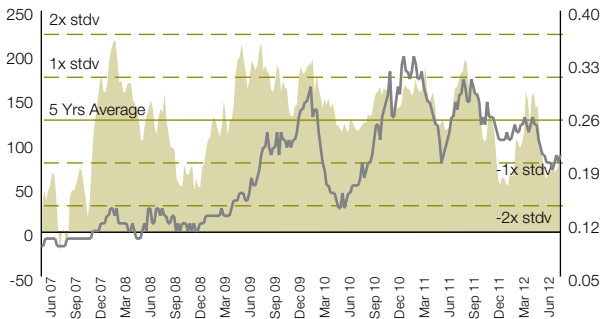
Source: ETF Securities, Bloomberg

Data: Period from June 30, 2007 to June 30, 2012

Note: Standard deviation based on 5 year average net positioning

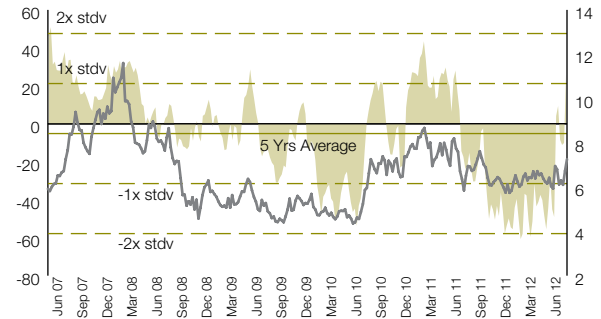
(1) CFTC non-commercial net long positions futures, standard deviation based on 5 year average net long positioning

Sugar



■ CFTC non-commercial net long positions futures — Prices (RHS, in USD/lb.)
 Source: ETF Securities, Bloomberg
 Data: Period from June 30, 2007 to June 30, 2012
 Note: Standard deviation based on 5 year average net positioning

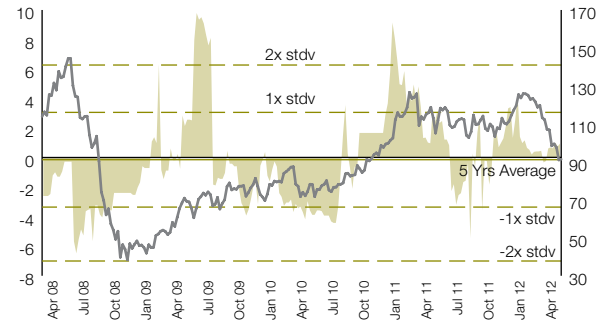
Wheat



■ CFTC non-commercial net long positions futures — Prices (RHS, in USD/bu.)
 Source: ETF Securities, Bloomberg
 Data: Period from June 30, 2007 to June 30, 2012
 Note: Standard deviation based on 5 year average net positioning

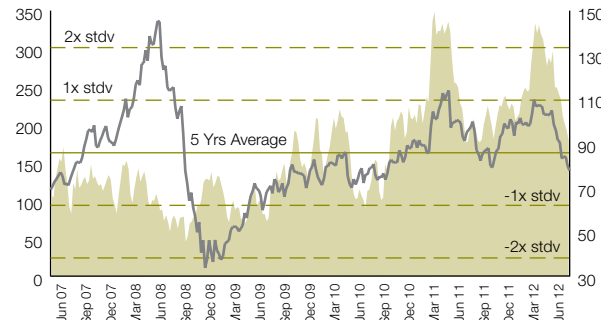
Energy

Crude Oil (Brent)



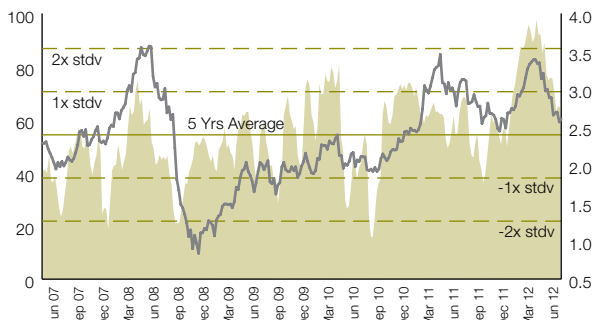
■ CFTC non-commercial net long positions futures — Prices (RHS, in USD/bbl.)
 Source: ETF Securities, Bloomberg
 Data: Period from June 30, 2007 to June 30, 2012
 Note: Standard deviation based on 5 year average net positioning

Crude Oil (WTI)



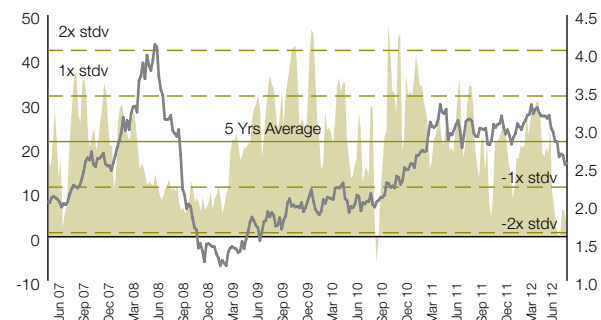
■ CFTC non-commercial net long positions futures — Prices (RHS, in USD/bbl.)
 Source: ETF Securities, Bloomberg
 Data: Period from June 30, 2007 to June 30, 2012
 Note: Standard deviation based on 5 year average net positioning

Gasoline



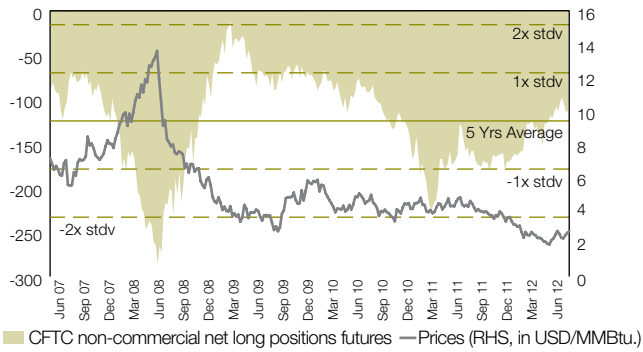
■ CFTC non-commercial net long positions futures — Prices (RHS, in USD/gal.)
 Source: ETF Securities, Bloomberg
 Data: Period from June 30, 2007 to June 30, 2012
 Note: Standard deviation based on 5 year average net positioning

Heating Oil



■ CFTC non-commercial net long positions futures — Prices (RHS, in USD/gal.)
 Source: ETF Securities, Bloomberg
 Data: Period from June 30, 2007 to June 30, 2012
 Note: Standard deviation based on 5 year average net positioning

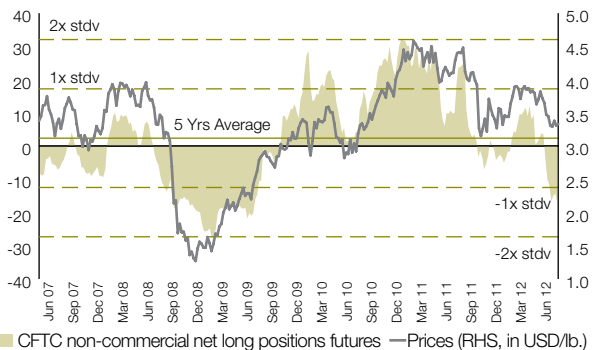
Natural Gas



■ CFTC non-commercial net long positions futures — Prices (RHS, in USD/MMBtu.)
 Source: ETF Securities, Bloomberg
 Data: Period from June 30, 2007 to June 30, 2012
 Note: Standard deviation based on 5 year average net positioning

Industrial Metals

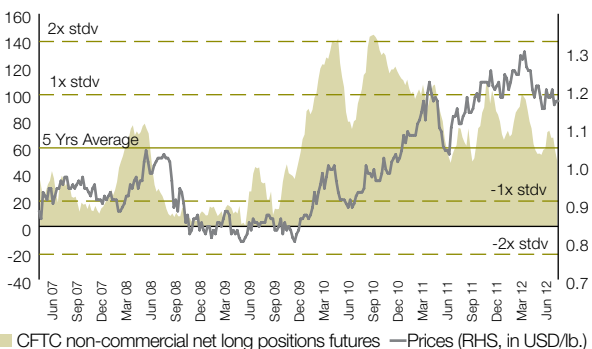
Copper



■ CFTC non-commercial net long positions futures — Prices (RHS, in USD/lb.)
 Source: ETF Securities, Bloomberg
 Data: Period from June 30, 2007 to June 30, 2012
 Note: Standard deviation based on 5 year average net positioning

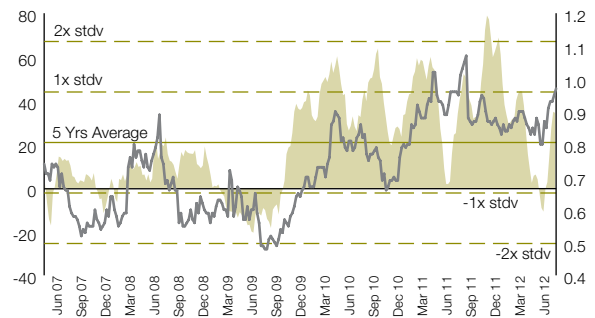
Livestock

Live Cattle



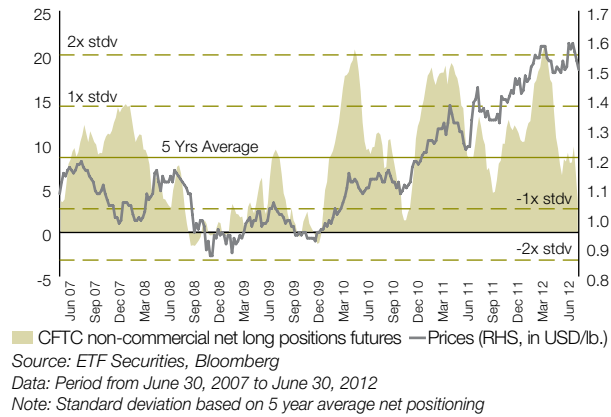
■ CFTC non-commercial net long positions futures — Prices (RHS, in USD/lb.)
 Source: ETF Securities, Bloomberg
 Data: Period from June 30, 2007 to June 30, 2012
 Note: Standard deviation based on 5 year average net positioning

Lean Hogs



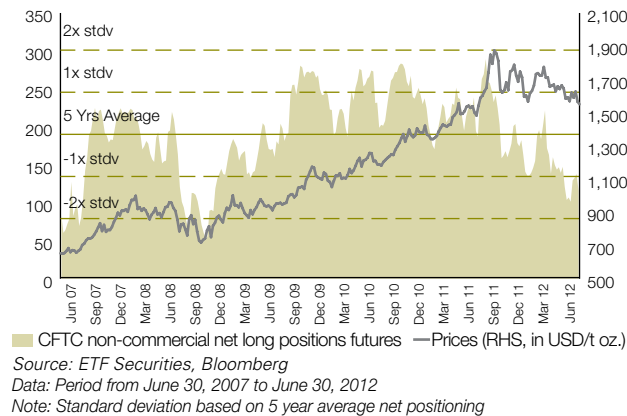
■ CFTC non-commercial net long positions futures — Prices (RHS, in USD/lb.)
 Source: ETF Securities, Bloomberg
 Data: Period from June 30, 2007 to June 30, 2012
 Note: Standard deviation based on 5 year average net positioning

Feeder Cattle

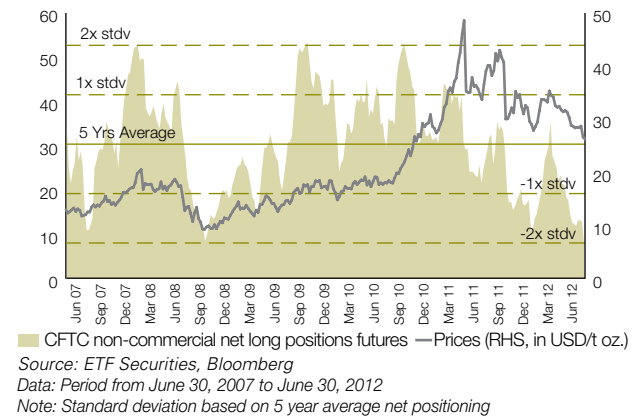


Precious Metals

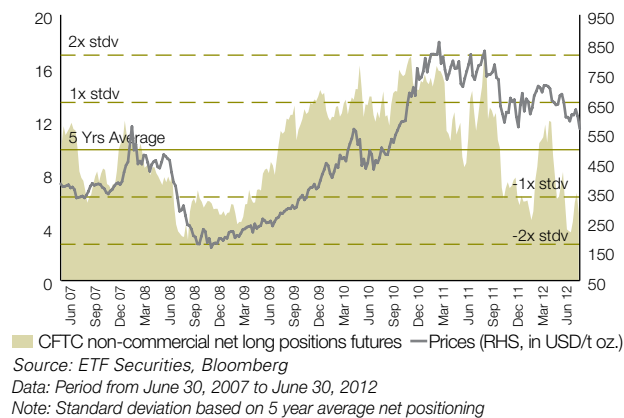
Gold



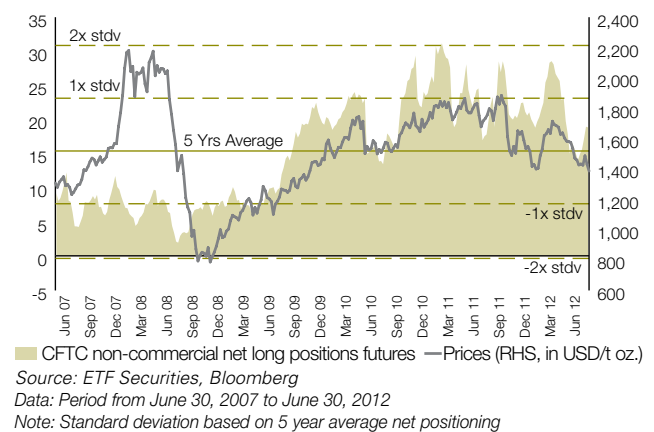
Silver



Palladium



Platinum



Contango and Backwardation Analysis¹

Classic²

	Total Returns				Spot Returns				Roll Yields			
	Q2	1 Yr	5 Yrs	10 Yrs	Q2	1 Yr	5 Yrs	10 Yrs	Q2	1 Yr	5 Yrs	10 Yrs
Baskets												
All Commodities	-3.2%	-14.3%	-3.7%	5.0%	-3.2%	-10.4%	5.9%	12.5%	-0.1%	-4.4%	-9.7%	-8.3%
Ex-Energy	-0.5%	-7.9%	3.5%	8.8%	-1.9%	-6.9%	9.0%	13.3%	1.4%	-1.1%	-5.8%	-5.7%
Agriculture	6.5%	-2.7%	5.6%	5.2%	2.2%	-3.8%	11.5%	12.7%	4.1%	1.1%	-6.0%	-8.2%
Energy	-9.2%	-26.9%	-18.4%	-4.6%	-6.0%	-17.9%	-1.5%	9.0%	-3.4%	-11.1%	-17.8%	-14.0%
Grains	15.6%	9.5%	4.7%	4.4%	9.6%	8.8%	10.3%	11.2%	5.5%	0.6%	-5.8%	-7.8%
Industrial Metals	-8.5%	-24.5%	-7.9%	10.7%	-7.5%	-22.1%	-5.0%	10.6%	-1.1%	-3.2%	-3.8%	-1.6%
Livestock	2.0%	-0.4%	-10.7%	-3.3%	3.0%	6.7%	6.2%	7.1%	-1.0%	-6.7%	-16.6%	-11.3%
Petroleum	-17.5%	-9.7%	-6.6%	7.5%	-18.2%	-10.2%	4.2%	13.0%	0.9%	0.6%	-11.0%	-6.6%
Precious Metals	-5.7%	-1.1%	18.6%	17.5%	-5.6%	-0.3%	19.8%	18.4%	-0.2%	-0.8%	-1.8%	-2.5%
Softs	-10.9%	-26.2%	6.0%	2.9%	-13.9%	-30.1%	11.6%	12.0%	3.5%	5.7%	-5.8%	-9.8%

	Total Returns				Spot Returns				Roll Yields			
	Q2	1 Yr	5 Yrs	10 Yrs	Q2	1 Yr	5 Yrs	10 Yrs	Q2	1 Yr	5 Yrs	10 Yrs
Individuals												
Aluminium	-11.7%	-28.8%	-12.3%	1.0%	-9.4%	-24.6%	-6.8%	3.3%	-2.5%	-5.7%	-6.6%	-3.9%
Brent Crude	-18.7%	-8.9%	0.6%	13.2%	-19.3%	-12.9%	6.3%	14.5%	0.8%	4.6%	-6.1%	-2.8%
Cocoa	4.4%	-28.7%	-0.8%	1.6%	3.2%	-27.3%	2.1%	3.4%	1.1%	-2.0%	-3.6%	-3.4%
Coffee	-8.3%	-39.5%	0.3%	0.9%	-6.4%	-35.7%	8.6%	13.3%	-2.0%	-5.9%	-8.4%	-12.5%
Copper	-9.0%	-19.8%	-1.0%	18.3%	-8.6%	-18.4%	0.3%	16.3%	-0.5%	-1.8%	-2.0%	0.0%
Corn	9.6%	4.9%	4.6%	-1.6%	-2.4%	-3.0%	13.1%	10.4%	12.3%	8.1%	-8.2%	-12.5%
Cotton	-16.7%	-35.1%	-0.2%	-5.3%	-23.7%	-39.9%	2.4%	3.7%	9.2%	7.9%	-3.3%	-10.3%
Gold	-4.2%	6.0%	18.6%	16.8%	-4.0%	6.7%	19.8%	17.7%	-0.1%	-0.7%	-1.7%	-2.5%
Heating Oil	-15.2%	-8.6%	-1.9%	10.4%	-14.5%	-8.4%	5.7%	14.7%	-0.9%	-0.2%	-7.9%	-5.4%
Lead	-9.0%	-32.2%	-7.6%	19.0%	-8.8%	-30.8%	-6.9%	15.0%	-0.2%	-2.0%	-1.5%	1.7%
Lean Hogs	5.8%	1.6%	-17.2%	-9.8%	4.8%	3.4%	6.0%	7.3%	0.9%	-1.7%	-22.6%	-17.5%
Live Cattle	1.5%	-1.9%	-6.9%	1.0%	3.7%	8.6%	5.9%	6.6%	-2.2%	-9.8%	-12.8%	-6.9%
Natural Gas	14.0%	-58.8%	-43.9%	-29.7%	33.3%	-35.5%	-16.2%	-1.4%	-14.5%	-36.1%	-33.5%	-29.9%
Nickel	-6.4%	-29.4%	-15.4%	12.4%	-6.0%	-28.6%	-14.3%	8.9%	-0.5%	-1.1%	-2.0%	1.4%
Platinum	-11.9%	-17.0%	1.8%	12.6%	-11.7%	-15.9%	2.5%	10.6%	-0.3%	-1.3%	-1.5%	0.0%
Silver	-15.3%	-21.4%	16.0%	18.0%	-15.0%	-20.7%	17.2%	19.0%	-0.4%	-0.9%	-1.8%	-2.6%
Soybean Oil	-6.2%	-9.8%	0.9%	7.9%	-3.7%	-5.5%	7.0%	10.9%	-2.6%	-4.7%	-6.4%	-4.4%
Soybeans	8.6%	14.9%	13.2%	14.0%	1.8%	10.3%	10.1%	10.9%	6.7%	4.1%	2.0%	1.0%
Sugar	-11.5%	-9.9%	12.1%	9.8%	-15.0%	-20.2%	17.2%	15.5%	4.0%	13.0%	-5.1%	-6.6%
Tin	-17.6%	-28.3%	8.0%	19.4%	-17.5%	-27.9%	6.2%	15.5%	0.0%	-0.6%	0.9%	1.6%
Unleaded Gasoline	-15.5%	0.1%	0.6%	11.7%	-22.7%	-12.7%	3.1%	13.7%	9.3%	14.5%	-3.2%	-3.5%
Wheat	10.4%	7.2%	-10.5%	-5.5%	14.6%	23.3%	4.9%	9.2%	-3.7%	-13.1%	-15.4%	-15.0%
WTI Crude Oil	-18.5%	-14.8%	-10.3%	5.0%	-17.1%	-11.0%	3.8%	12.3%	-1.7%	-4.3%	-14.3%	-8.2%
Zinc	-6.1%	-22.9%	-13.9%	6.3%	-5.8%	-20.5%	-10.9%	8.6%	-0.4%	-3.0%	-4.1%	-3.9%

Source: ETF Securities, Bloomberg, DJ-UBS Commodity IndexesSM

Data:

Commodity futures total returns (as shown in the first columns of the above table) are comprised of three factors: Spot returns, Roll returns and Collateral yield and are directly derived from the index performance. To approximate the total return the following formula can be used: $(1+R_t)=(1+R_s)(1+R_r)(1+R_c)$ or $R_t=(1+R_s) \times (1+R_r) \times (1+R_c) - 1$ with R_t = Total return, R_s = Spot return, R_r = Roll yield and R_c = Collateral yield. For reasons of space the collateral yield is not included but is equivalent to approximately the US 3M T-bill yield. For those that would like historic collateral yield data please contact research@etfsecurities.com

(1) Based on DJ-UBSSM Indexes. Quarterly data is not annualised, 5 Yrs and 10 Yrs data is annualised. Data as of June 30, 2012.

(2) "Classic" are DJ-UBSSM Indexes tracking front month futures contracts.

Forward¹

	Total Returns				Spot Returns				Roll Yields			
	Q2	1 Yr	5 Yrs	10 Yrs	Q2	1 Yr	5 Yrs	10 Yrs	Q2	1 Yr	5 Yrs	10 Yrs
Baskets F3												
All Commodities	-5.4%	-14.0%	0.4%	11.6%	-3.6%	-10.1%	5.2%	12.4%	-1.9%	-4.4%	-5.3%	-2.4%
Ex-Energy	-3.4%	-9.4%	6.1%	13.5%	-2.6%	-7.2%	8.8%	13.2%	-0.9%	-2.4%	-3.2%	-1.5%
Agriculture	1.2%	-5.1%	8.5%	10.0%	2.3%	-3.0%	10.8%	12.4%	-1.1%	-2.1%	-2.9%	-3.8%
Energy	-9.8%	-22.8%	-11.2%	5.8%	-3.7%	-14.5%	-2.1%	8.7%	-6.3%	-9.7%	-10.0%	-4.4%
Grains	8.9%	7.5%	6.9%	9.0%	9.5%	9.5%	9.8%	10.9%	-0.6%	-1.9%	-3.4%	-3.4%
Industrial Metals	-9.0%	-24.1%	-6.4%	13.9%	-8.6%	-21.9%	-4.7%	10.5%	-0.5%	-2.9%	-2.6%	1.3%
Livestock	-1.3%	-7.4%	-4.3%	7.9%	-0.5%	2.3%	5.4%	7.1%	-0.8%	-9.6%	-9.9%	-1.0%
Petroleum	-17.5%	-10.4%	0.5%	16.0%	-18.3%	-10.6%	4.3%	13.3%	1.0%	0.2%	-4.4%	0.6%
Precious Metals	-6.8%	-0.9%	18.7%	17.8%	-6.5%	-0.9%	19.4%	18.4%	-0.3%	-0.1%	-1.4%	-2.2%
Softs	-14.4%	-30.4%	10.5%	8.3%	-10.1%	-17.0%	10.2%	9.3%	-4.9%	-16.2%	-0.5%	-2.7%

	Total Returns				Spot Returns				Roll Yields			
	Q2	1 Yr	5 Yrs	10 Yrs	Q2	1 Yr	5 Yrs	10 Yrs	Q2	1 Yr	5 Yrs	10 Yrs
Individuals F3												
Aluminium	-11.3%	-27.6%	-11.0%	3.4%	-10.4%	-24.1%	-6.8%	3.3%	-1.1%	-4.7%	-5.3%	-1.6%
Brent Crude	-17.4%	-10.3%	2.7%	17.4%	-18.4%	-13.3%	6.0%	14.8%	1.3%	3.5%	-3.9%	0.5%
Coffee	-9.4%	-39.5%	1.3%	3.0%	-7.5%	-35.4%	8.3%	12.8%	-2.1%	-6.4%	-7.2%	-10.3%
Copper	-8.9%	-19.5%	0.9%	22.5%	-8.7%	-18.4%	0.6%	16.2%	-0.2%	-1.4%	-0.5%	3.6%
Corn	14.5%	8.5%	8.0%	3.8%	12.7%	2.3%	12.6%	10.1%	1.6%	6.0%	-4.8%	-7.3%
Cotton	-21.6%	-39.2%	6.6%	1.1%	-21.6%	-39.9%	2.4%	3.7%	0.0%	1.1%	3.3%	-4.2%
Gold	-4.2%	6.1%	18.6%	17.0%	-3.9%	6.9%	19.4%	17.7%	-0.3%	-0.8%	-1.4%	-2.3%
Heating Oil	-15.5%	-8.3%	0.9%	16.3%	-15.1%	-9.2%	5.4%	14.5%	-0.4%	1.0%	-4.9%	-0.3%
Lean Hogs	-1.1%	-7.1%	-8.9%	8.7%	-12.6%	-4.3%	5.5%	8.0%	13.1%	-3.0%	-14.3%	-1.2%
Live Cattle	-1.5%	-7.6%	-1.8%	6.5%	6.5%	6.2%	5.8%	6.7%	-7.5%	-13.0%	-7.9%	-1.9%
Natural Gas	9.0%	-48.0%	-34.6%	-15.2%	24.0%	-32.1%	-16.9%	-1.5%	-12.1%	-23.5%	-22.0%	-15.4%
Nickel	-6.5%	-29.0%	-14.1%	16.5%	-6.3%	-28.5%	-14.2%	8.9%	-0.2%	-0.8%	-0.6%	5.1%
Silver	-15.2%	-21.0%	16.2%	18.7%	-15.0%	-20.5%	17.0%	18.9%	-0.2%	-0.6%	-1.4%	-2.0%
Soybean Oil	-5.5%	-8.7%	3.0%	11.3%	-5.5%	-5.5%	7.0%	10.9%	0.0%	-3.5%	-4.5%	-1.4%
Soybeans	5.2%	10.8%	12.6%	16.2%	5.1%	10.3%	10.1%	10.9%	0.0%	0.4%	1.4%	3.0%
Sugar	-13.7%	-17.3%	17.7%	17.6%	-9.9%	-16.4%	16.5%	15.1%	-4.3%	-1.2%	0.2%	0.4%
Unleaded Gasoline	-18.3%	-9.5%	2.7%	17.8%	-23.3%	-14.5%	3.6%	13.6%	6.5%	5.8%	-1.7%	1.8%
Wheat	8.4%	-0.6%	-5.3%	1.5%	12.6%	18.1%	4.9%	9.2%	-3.7%	-15.9%	-10.5%	-8.6%
WTI Crude Oil	-17.9%	-13.3%	-0.7%	15.1%	-17.6%	-11.2%	3.9%	12.6%	-0.4%	-2.4%	-5.2%	0.4%
Zinc	-7.0%	-23.8%	-12.8%	9.4%	-6.6%	-21.0%	-10.9%	8.5%	-0.4%	-3.6%	-3.0%	-0.9%

Source: ETF Securities, Bloomberg, DJ-UBS Commodity IndexesSM

Data:

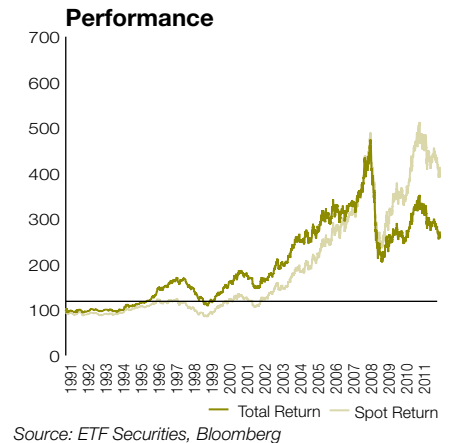
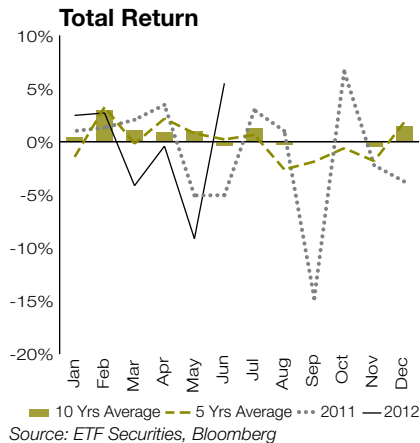
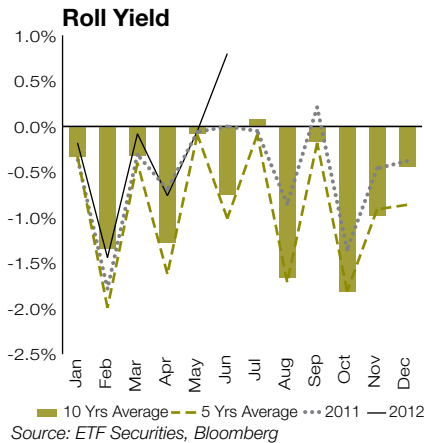
Commodity futures total returns (as shown in the first columns of the above table) are comprised of three factors: Spot returns, Roll returns and Collateral yield and are directly derived from the index performance. To approximate the total return the following formula can be used: $(1+R_T)=(1+R_S)(1+R_R)(1+R_C)$ or $R_T=(1+R_S) \times (1+R_R) \times (1+R_C) - 1$ with R_T = Total return, R_S = Spot return, R_R = Roll yield and R_C = Collateral yield. For reasons of space the collateral yield is not included but is equivalent to approximately the US 3M T-bill yield. For those that would like historic collateral yield data please contact research@etfsecurities.com

(1) "Forward" are DJ-UBSCSM F3 indices tracking futures contracts generally of four to six months maturity.

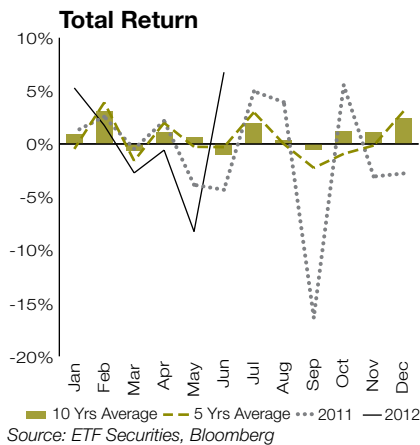
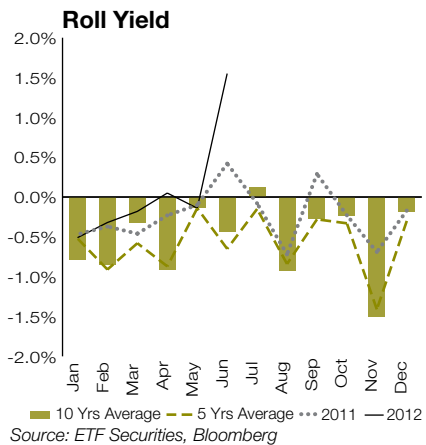
Roll Yield Analysis

Baskets – Classic¹

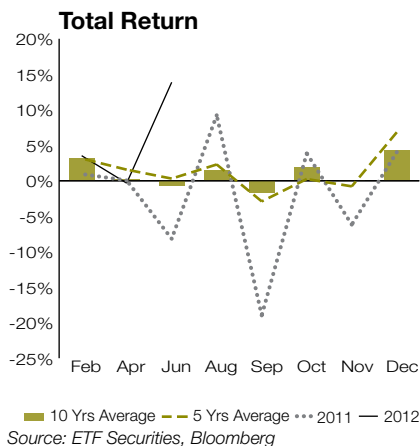
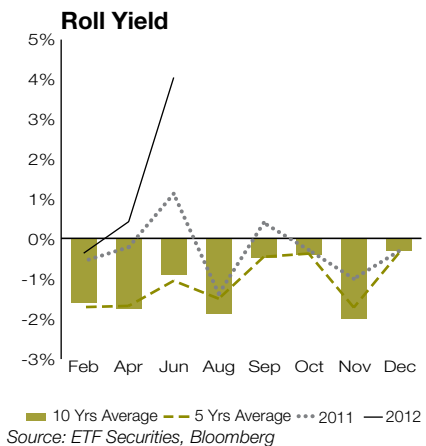
All Commodities



Ex-Energy



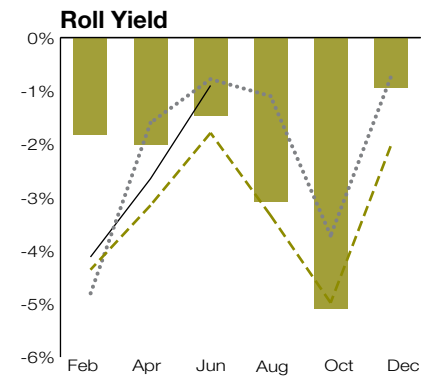
Agriculture



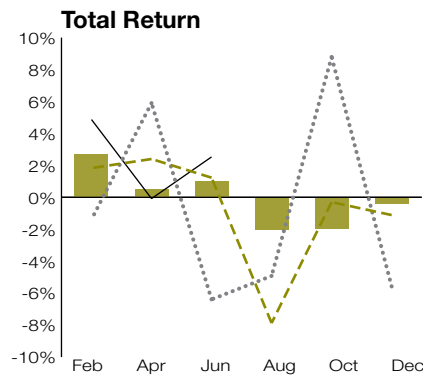
Data:
Based on Dow Jones UBSCISM Indexes. For Roll Yield and Total Return charts, the data is the average for the respective period i.e. January's Roll Yield is the average for the months of January during the period etc. '10 Yrs Average' is from January 1, 2002 to December 31, 2011. '5 Yrs Average' is from January 1, 2007 to December 31, 2011. '2011' is from January 1, 2011 to December 31, 2011. '2012' is from January 1, 2012 to June 29, 2012. For the Performance charts of Classic indexes the data is from January 1, 1991 to June 29, 2012, while for Forward indexes, the data is from January 4, 1999 to June 29, 2012.

(1) "Classic" are DJ-UBS CISM Indexes tracking front month contracts: Spot return indexes are not investable.

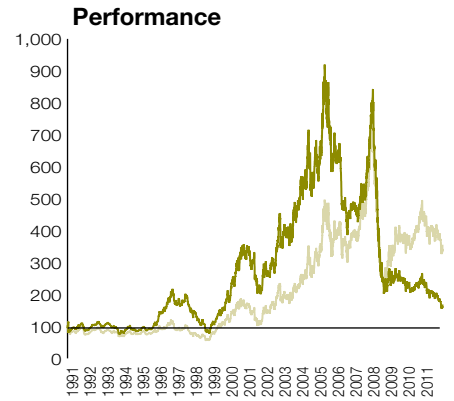
Energy



Source: ETF Securities, Bloomberg

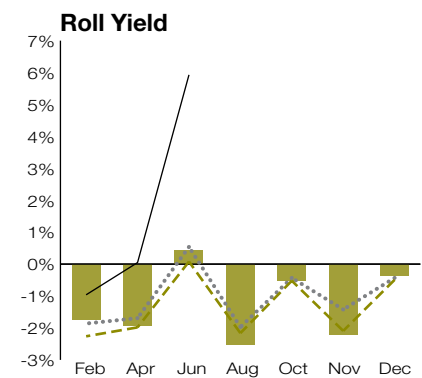


Source: ETF Securities, Bloomberg

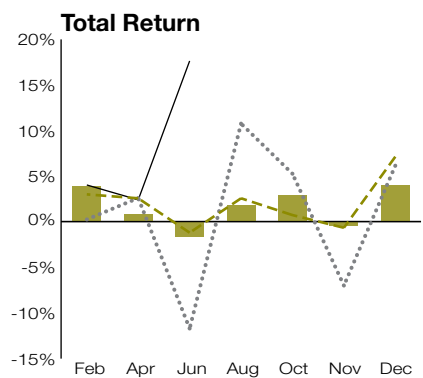


Source: ETF Securities, Bloomberg

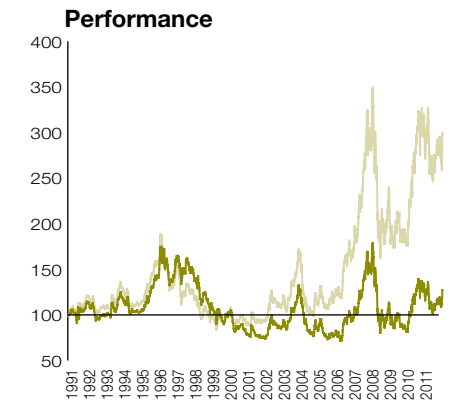
Grains



Source: ETF Securities, Bloomberg

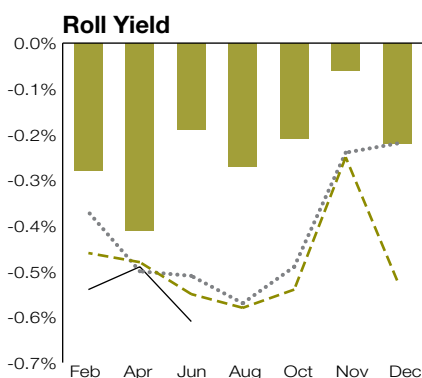


Source: ETF Securities, Bloomberg

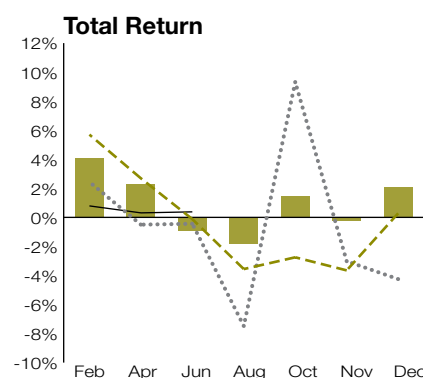


Source: ETF Securities, Bloomberg

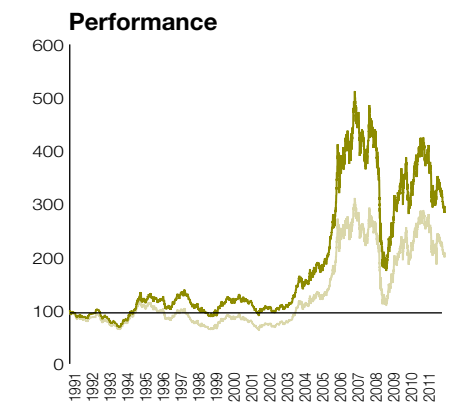
Industrial Metals



Source: ETF Securities, Bloomberg



Source: ETF Securities, Bloomberg

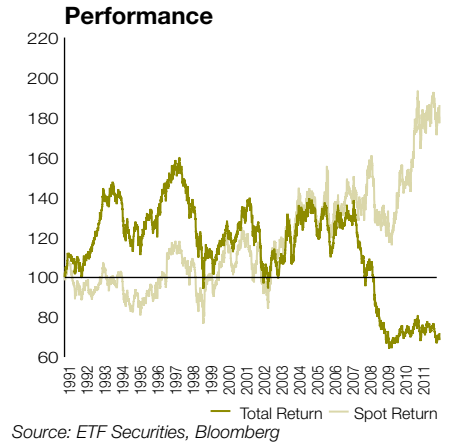
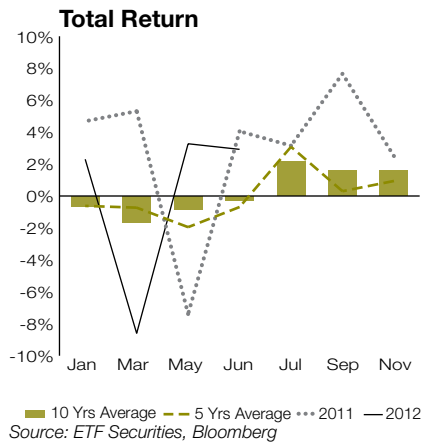
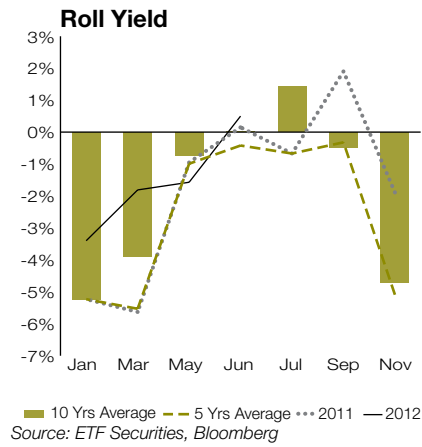


Source: ETF Securities, Bloomberg

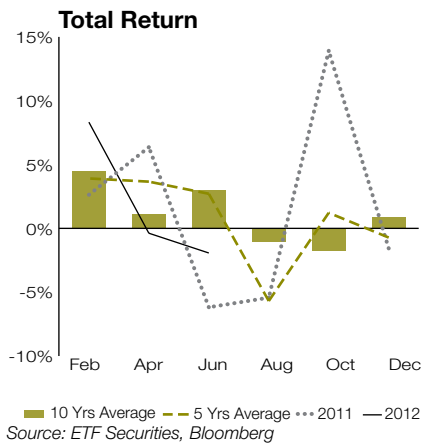
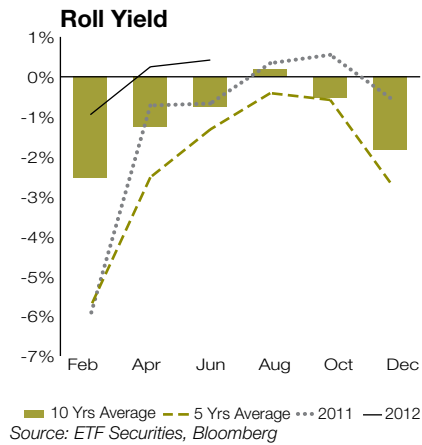
Data:

Based on Dow Jones UBSCISM Indexes. For Roll Yield and Total Return charts, the data is the average for the respective period i.e. January's Roll Yield is the average for the months of January during the period etc. '10 Yrs Average' is from January 1, 2002 to December 31, 2011. '5 Yrs Average' is from January 1, 2007 to December 31, 2011. '2011' is from January 1, 2011 to December 31, 2011. '2012' is from January 1, 2012 to June 29, 2012. For the Performance charts of Classic indexes the data is from January 1, 1991 to June 29, 2012, while for Forward indexes, the data is from January 4, 1999 to June 29, 2012.

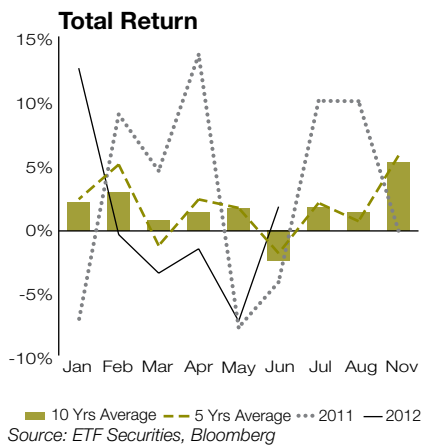
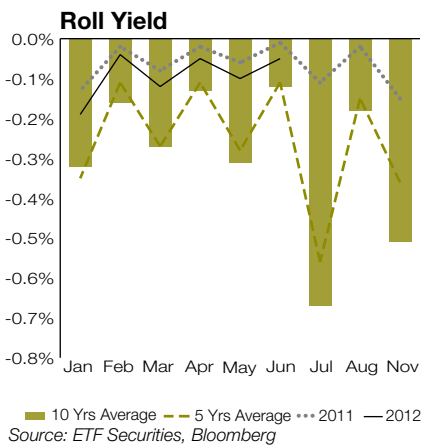
Livestock



Petroleum



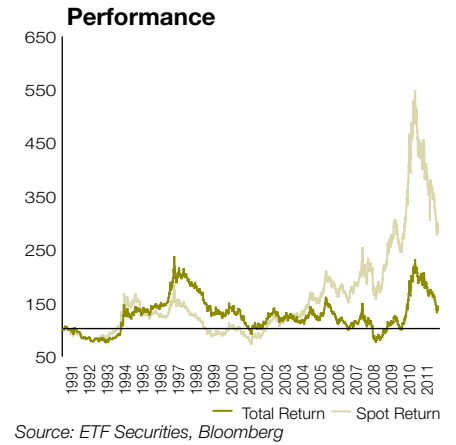
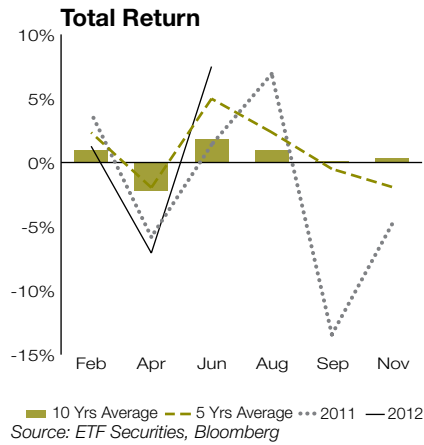
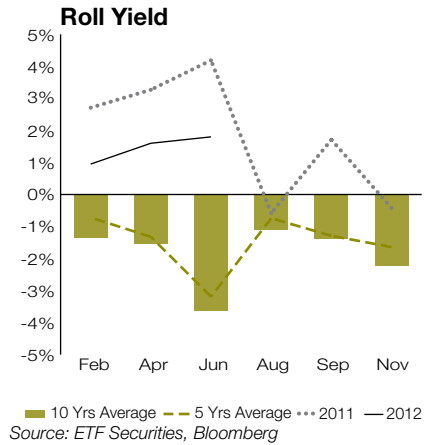
Precious Metals



Data:

Based on Dow Jones UBSCISM Indexes. For Roll Yield and Total Return charts, the data is the average for the respective period i.e. January's Roll Yield is the average for the months of January during the period etc. '10 Yrs Average' is from January 1, 2002 to December 31, 2011. '5 Yrs Average' is from January 1, 2007 to December 31, 2011. '2011' is from January 1, 2011 to December 31, 2011. '2012' is from January 1, 2012 to June 29, 2012. For the Performance charts of Classic indexes the data is from January 1, 1991 to June 29, 2012, while for Forward indexes, the data is from January 4, 1999 to June 29, 2012.

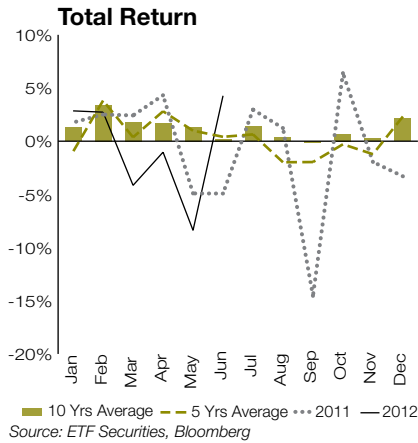
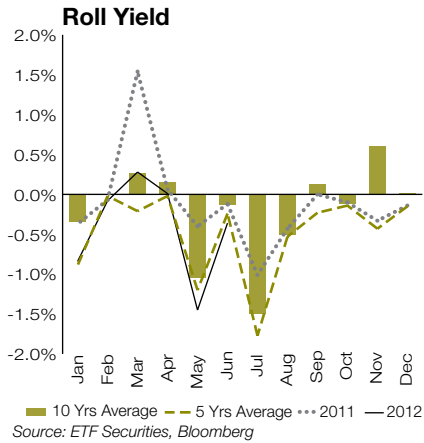
Softs



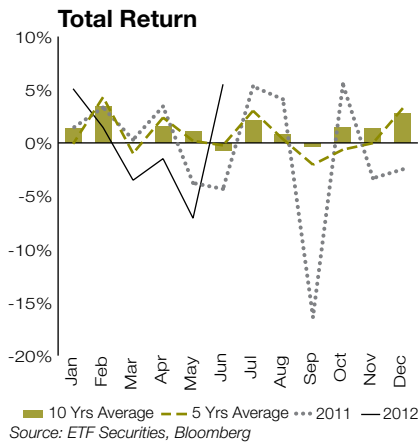
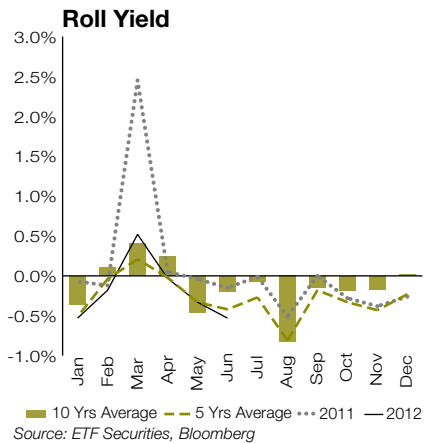
Data:
 Based on Dow Jones UBSCISM Indexes. For Roll Yield and Total Return charts, the data is the average for the respective period i.e. January's Roll Yield is the average for the months of January during the period etc. '10 Yrs Average' is from January 1, 2002 to December 31, 2011. '5 Yrs Average' is from January 1, 2007 to December 31, 2011. '2011' is from January 1, 2011 to December 31, 2011. '2012' is from January 1, 2012 to June 29, 2012. For the Performance charts of Classic indexes the data is from January 1, 1991 to June 29, 2012, while for Forward indexes, the data is from January 4, 1999 to June 29, 2012.

Baskets – Forward¹

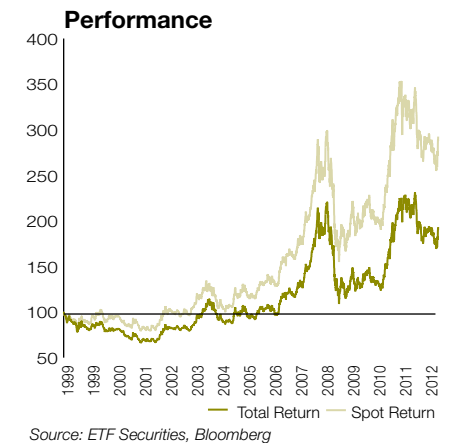
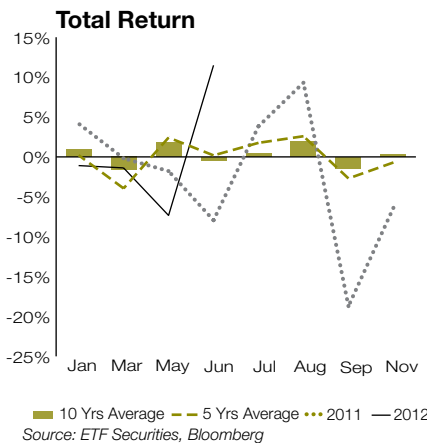
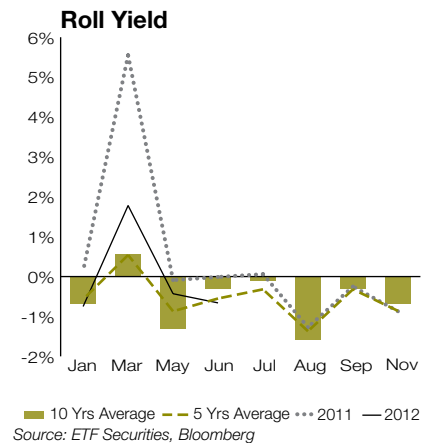
All Commodities Forward



Ex-Energy Forward



Agriculture Forward

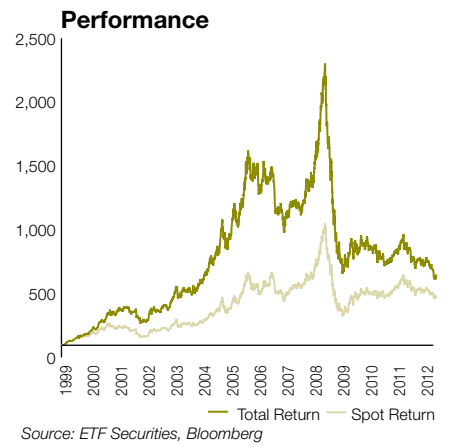
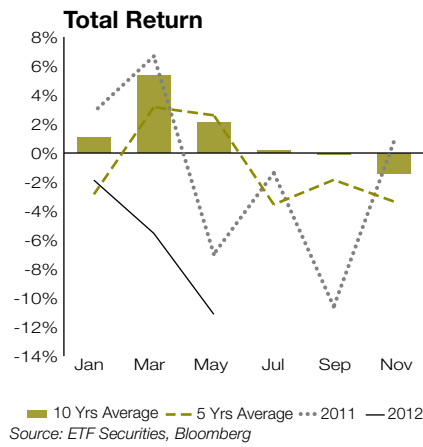
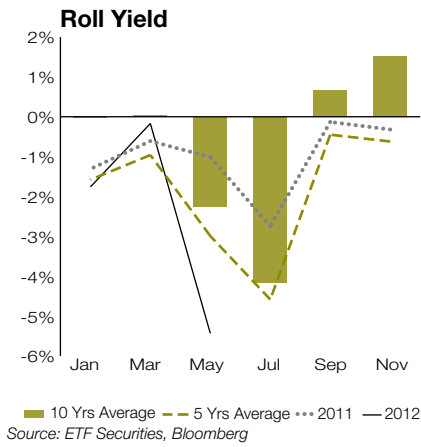


Data:

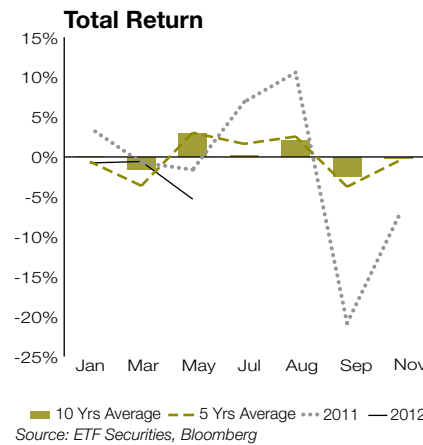
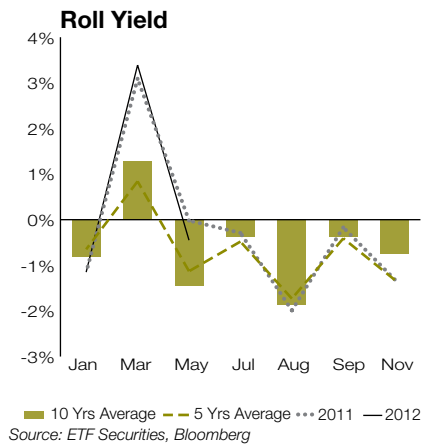
Based on Dow Jones UBSCISM Indexes. For Roll Yield and Total Return charts, the data is the average for the respective period i.e. January's Roll Yield is the average for the months of January during the period etc. '10 Yrs Average' is from January 1, 2002 to December 31, 2011. '5 Yrs Average' is from January 1, 2007 to December 31, 2011. '2011' is from January 1, 2011 to December 31, 2011. '2012' is from January 1, 2012 to June 29, 2012. For the Performance charts of Classic indexes the data is from January 1, 1991 to June 29, 2012, while for Forward indexes, the data is from January 4, 1999 to June 29, 2012.

(1) "Forward" DJ-UBSCISM F3 Indexes tracking futures contracts generally of four to six months maturity. Spot return indexes are not investable.

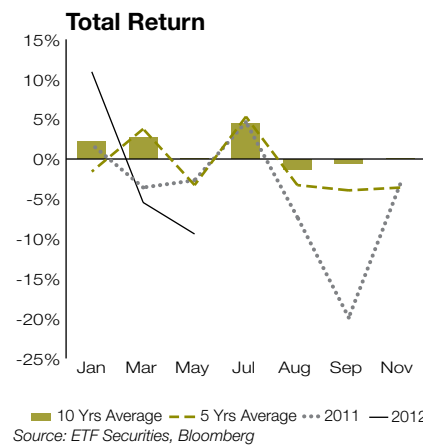
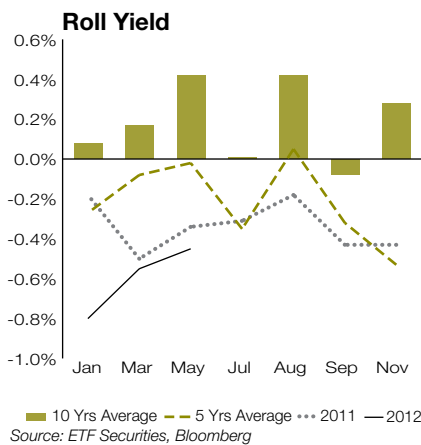
Energy Forward



Grains Forward

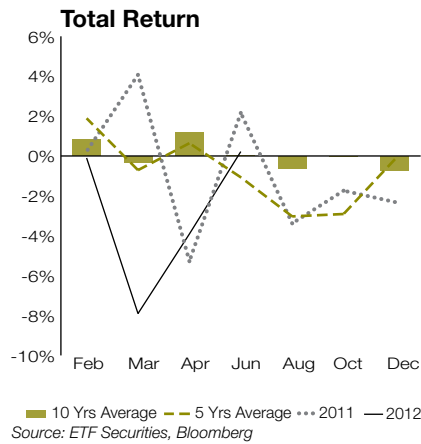
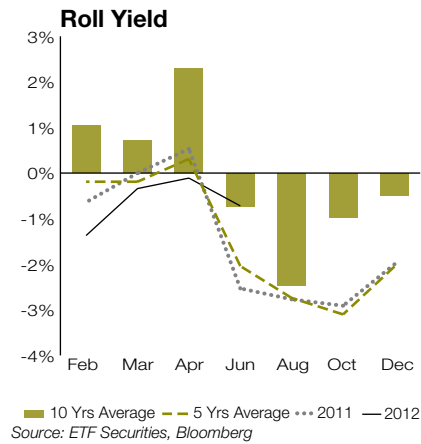


Industrial Metals Forward

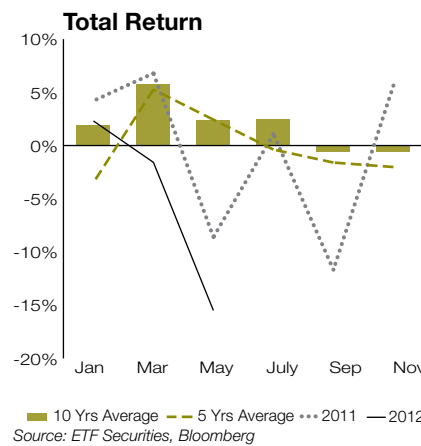
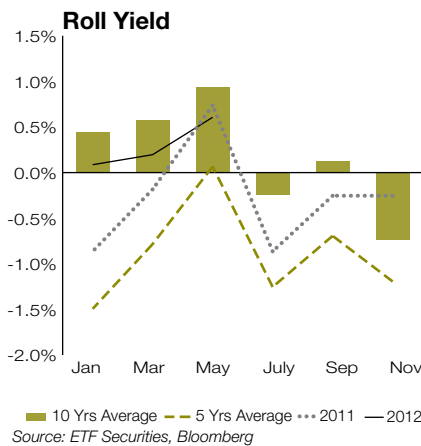


Data:
 Based on Dow Jones UBSCISM Indexes. For Roll Yield and Total Return charts, the data is the average for the respective period i.e. January's Roll Yield is the average for the months of January during the period etc. '10 Yrs Average' is from January 1, 2002 to December 31, 2011. '5 Yrs Average' is from January 1, 2007 to December 31, 2011. '2011' is from January 1, 2011 to December 31, 2011. '2012' is from January 1, 2012 to June 29, 2012. For the Performance charts of Classic indexes the data is from January 1, 1991 to June 29, 2012, while for Forward indexes, the data is from January 4, 1999 to June 29, 2012.

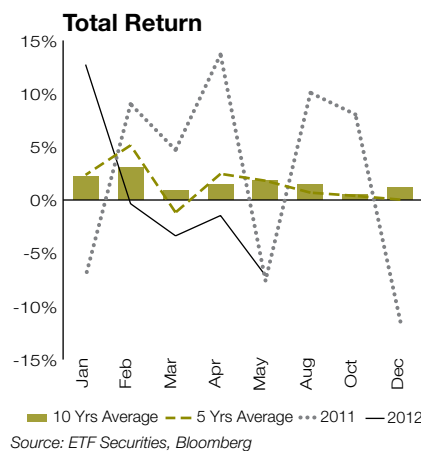
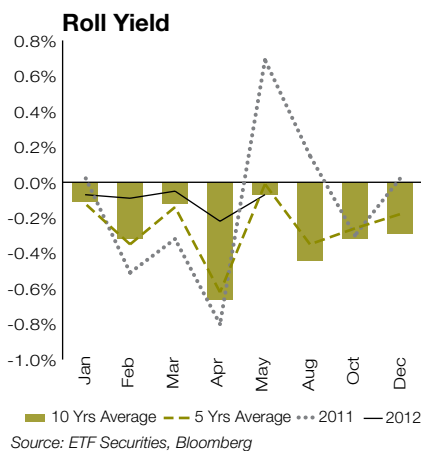
Livestock Forward



Petroleum Forward

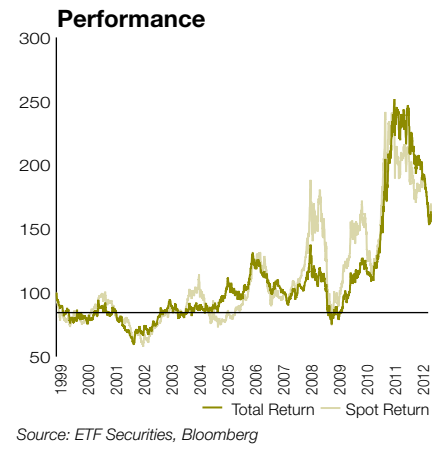
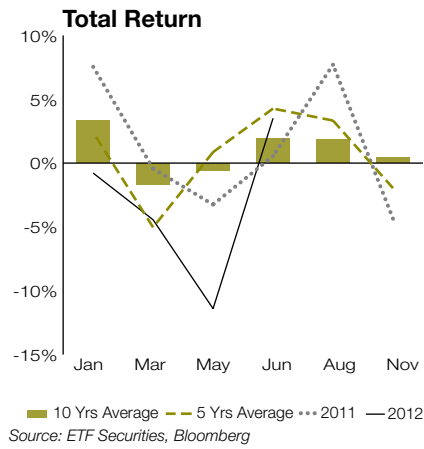
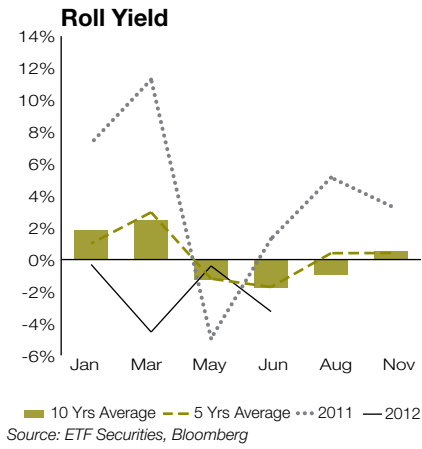


Precious Metals Forward



Data:
Based on Dow Jones UBSCISM Indexes. For Roll Yield and Total Return charts, the data is the average for the respective period i.e. January's Roll Yield is the average for the months of January during the period etc. '10 Yrs Average' is from January 1, 2002 to December 31, 2011. '5 Yrs Average' is from January 1, 2007 to December 31, 2011. '2011' is from January 1, 2011 to December 31, 2011. '2012' is from January 1, 2012 to June 29, 2012. For the Performance charts of Classic indexes the data is from January 1, 1991 to June 29, 2012, while for Forward indexes, the data is from January 4, 1999 to June 29, 2012.

Softs Forward



Data:
 Based on Dow Jones UBSCISM Indexes. For Roll Yield and Total Return charts, the data is the average for the respective period i.e. January's Roll Yield is the average for the months of January during the period etc. '10 Yrs Average' is from January 1, 2002 to December 31, 2011. '5 Yrs Average' is from January 1, 2007 to December 31, 2011. '2011' is from January 1, 2011 to December 31, 2011. '2012' is from January 1, 2012 to June 29, 2012. For the Performance charts of Classic indexes the data is from January 1, 1991 to June 29, 2012, while for Forward indexes, the data is from January 4, 1999 to June 29, 2012.

Comparison of Diversified Broad Indexes Tracked by Commodity ETPs

	Dow Jones-UBS Commodity Index	S&P Goldman Sachs Commodity Index	Rogers International Commodity Index	Thomson Reuters Jefferies CRB Index	Thomson Reuters Equal Weight Continuous Commodity Index	Commerzbank Commodity EW Index	SHB Commodity Excess Return Index	Dow Jones-UBS All Commodities 3-Month Forward Index	UBS Bloomberg Constant Maturity Commodity Index ²	Deutsche Bank Liquid Commodities Index (Broad/Balanced) ¹	DB Commodity Booster DJUBSCI Index	SummerHaven Dynamic Commodity Index	Barclays Capital Commodity Index Pure Beta TR	Auspice Broad Commodity Index	S&P GSCI Enhanced Commodity Index	SGI Commodities Curve Momentum Beta+ TR	SGI Commodities Optimix TR	UBS Bloomberg Constant Maturity Commodity Active Index ²	LGIM Commodity Composite Index
Short Name	DJ-UBSCI	GSCI	RICI	CRB	GCC	COCO	SHBCIER	DJ-UBSCIF3	CMCI	DBLCI-OY	DBCM	SDCI	BCPB	ABCTRI	GSCI Enhanced	SGICCLMT	SGICOLTR	CMCI Active	LGIM
Strategy	Classic	Classic	Classic	Classic	Classic	Classic	Classic	Forward	Forward (constant maturity)	Enhanced (optimal yield)	Enhanced (optimal yield)	Enhanced (optimal yield, price momentum)	Enhanced (optimal yield)	Enhanced (price momentum, volatility, optimal yield)	Enhanced (optimal yield)	Enhanced (Long/Short)	Enhanced (optimal yield)	Active	Enhanced (index of sub-indexes)
Index Methodology	2/3 liquidity, 1/3 world production	World production	Weights are not related to commodity production data or prices. Set by RICI committee.	Equal weighted	Equal weighted	Liquidity	na	2/3 liquidity, 1/3 world production	1/3 liquidity, 2/3 economic data (CPI, PPI, GDP)	Constant maturity, world production by using most liquid contracts	DBLCI-OY roll methodology applied to DJUBSCI futures weights	1/2 optimal yield, 1/2 price momentum	Optimal yield by minimising tracking error to 'Front Year Average Price' (FYAP), liquidity and dislocation filters	Quantitative trend following strategy	Rule based depending on level contango and seasonality	Rule based, long most backwarddated and short most contangoed commodities	Optimal roll yield based on the shape of the curve, the seasonality, or historical patterns	Like CMCI but UBS' commodity analyst team can modify weights depending their view	The index is comprised of a number (min. 3) of broad commodity indices
# Constituents	20	24	39	19	17	16	15	20	27	14	19	14	24	12	24	23	23	27	4
Caps/Floors	Min component 2% Max component 15% Max sector 33%	No	No	Fixed petroleum weight of 33% Other sectors by liquidity and diversification Members of each sector are equal weighted	Equal weights of 5.88% at rebalancing date	Equal weights of 6.25% at rebalancing date	na	Min component 2% Max component 15% Max sector 33%	Min component 0.6% Max driven by UCITS (20% with one exception of 35%)	No	Min component 2% Max component 15% Max sector 33%	Equal weights of 7.14% at rebalancing date	No	No	No	na	na	Min component 0.6% Max driven by UCITS (20% with one exception of 35%)	na
Roll period	6th - 10th business day each month	5th - 9th business day every month	Monthly, day prior to the last Business Day to the first Business Day of next month	1st - 4th business day every month	Daily	1st - 4th business day every month	na	6th - 10th business day each month	Daily	2nd - 6th business day every month	2nd - 6th business day every month	Monthly, during the four last business days	Variable depending on futures contract	na	5th - 9th business day each month	na	na	Daily	na
Roll strategy	To the specified contract months 20% every roll day	To the front months 20% every roll day	To the front month, 33.33% every roll day	To the front months, 25% every roll day	To the front months	To the front months, 25% every roll day	na	To the specified three month forward contract 20% every roll day	To the specified contract months	Energy monthly, non-energy annually, 20% every roll day	Energy monthly, non-energy annually, 20% every roll day	To the specified contract months 25% every roll day	To the specified contract months	To the specified contract months above a liquidity minimum	To the specified contract months 20% every roll day	na	na	To the specified contract months	na
Excess / Total Return	Total Return	Total Return	Total Return	Total Return	Total Return	Total Return	Excess Return	Total Return	Total Return	Total Return	Total Return	Total Return	Total Return	Total Return	Total Return	Total Return	Total Return	Total Return	Total Return
Rebalancing	Annual	Annual	Annual	Monthly	Monthly	Monthly	na	Annual	Monthly	Annual	Annual	Monthly	Monthly	Monthly	Annual	Quarterly	Quarterly	Monthly	Quarterly
Base Currency	USD	USD	USD	USD	USD	USD	USD	USD	USD	USD / EUR	USD	USD	USD	USD	USD	USD	USD	USD	USD
Currency Hedged	Yes - EUR, GBP	No	No	No	No	No	No	Yes - EUR, GBP	Yes - EUR, CHF, GBP	Yes - EUR, GBP	Yes - EUR	No	No	Yes - CAD	No	No	No	Yes - EUR, CHF, GBP	No
Bloomberg Code	DJUBSTR	SPGCCITR	RICIGLTR	TRY	CCITR	CNAVCOMM	SHBCIER	DJUBSF3T	CMCITR	DBLCDBCT / DBLCITRAE	DBCMDNTE	SDCITR	DCC1C1PT	ABCTRI	SPGSESTR	SGICCLMT	SGICOLTR	CMCITRAM	TGPLGCC
Website	djindexes.com	standardandpoors.com	rogersrawmaterials.com	jefferies.com	thomsonreuters.com	coco-index.de	xact.se	djindexes.com	ubs.com	index.db.com	index.db.com	summerhavenindex.com	ipathetrn.com	auspicecapital.com	standardandpoors.com	sgindex.com	sgindex.com	ubs.com	lgim.com
ETPs on Indices	ETF Securities iPath iShares ProShares UBS	Amundi db x-tracker EasyETF iPath iShares KSM Source	ELEMENTS Market Access	Lyxor	GreenHaven	ComStage	XACT	ETF Securities	UBS	db x-tracker PowerShares Psagot	db x-tracker	United States Commodity Funds	iPath NewWave	iShares	Goldman Sachs	Lyxor	Lyxor	UBS	Source

Data: Latest public available data as of June 30, 2012

(1) Due to diversification requirements, ETPs benchmarked to the Deutsche Banks Liquid Commodity Index does not track the main version, but the "Broad" in the US and the "Balanced" in Europe.

(2) UBS Bloomberg Constant Maturity Commodity Index and UBS Bloomberg Constant Maturity Commodity Active Index include two WTI Crude Oil contracts, CL traded on NYMEX and EN traded on ICE.

Commodity Index Weights¹

Index Name	Dow Jones-UBS Commodity Index	S&P Goldman Sachs Commodity Index	Rogers International Commodity Index	Thomson Reuters Jefferies CRB Index	Thomson Reuters Equal Weight Continuous Commodity Total Return Index	Commerzbank Commodity EW Index	SHB Commodity Excess Return Index	Dow Jones-UBS All Commodities 3-Month Forward Index	UBS Bloomberg Constant Maturity Commodity Index ³	Deutsche Bank Liquid Commodities Index (Broad) ²	Deutsche Bank Liquid Commodities Index (Balanced) ²	DB Commodity Booster DJUBSCI Index	SummerHaven Dynamic Commodity Index	Barclays Capital Commodity Index Pure Beta TR	Auspice Broad Commodity Index	S&P GSCI Enhanced Commodity Index	SGI Commodities Curve Momentum Beta+ TR	SGI Commodities Optimix TR	UBS Bloomberg Constant Maturity Commodity Active Index	LGIM Commodity Composite Index ³
Index Weights																				
Agriculture	32.43%	16.29%	32.00%	34.00%	47.04%	26.20%	8.00%	32.43%	28.41%	24.62%	32.47%	31.10%	42.86%	23.07%	41.00%	16.42%	26.81%	24.11%	29.35%	
Azuki Beans			0.15%																	
Canola			0.75%																	
Cocoa		0.25%	1.00%	5.00%	5.88%				0.83%							0.24%	2.17%	0.37%	0.86%	
Coffee ("C")	2.05%	0.77%	2.00%	5.00%	5.88%		2.00%	2.06%	1.30%			1.99%		0.80%		0.77%	1.45%	1.46%	1.25%	
Corn	6.74%	4.85%	4.75%	6.00%	5.88%	6.07%		6.74%	5.13%	6.39%	8.42%	6.83%	7.14%	5.14%	Included	4.98%	7.97%	7.28%	6.12%	
Cotton (#2)	1.54%	0.99%	4.20%	5.00%	5.88%			1.52%	1.58%			1.63%		0.71%	Included	0.98%		1.93%	1.47%	
Greasy Wool			0.10%														4.35%			
Lumber			1.00%																	
Milk (Class III)			0.10%																	
Oats			0.50%																	
Orange Juice			0.60%	1.00%	5.88%															
Rapeseed			0.25%																	
Rice			0.75%																	
Rubber			1.00%																	
Soybean Meal			0.75%						1.50%				7.14%	1.81%					1.54%	
Soybean Oil	3.62%		2.00%					3.58%	1.56%			3.52%	7.14%	1.85%					2.23%	
Soybeans	8.75%	2.98%	3.35%	6.00%	5.88%	7.82%	4.00%	8.65%	5.48%	7.21%	9.51%	8.27%	7.14%	8.06%	Included	2.96%	3.99%	3.71%	6.00%	
Sugar (#5)									2.20%										1.87%	
Sugar (#11)	3.51%	1.88%	2.00%	5.00%	5.88%	6.06%		3.55%	5.21%	4.97%	6.55%	3.47%	7.14%	1.95%	Included	1.87%	5.80%	2.95%	4.72%	
Wheat (Chicago)	6.22%	3.59%	4.75%	1.00%	5.88%	6.25%		6.32%	3.62%	6.05%	7.98%	5.39%	7.14%	2.20%	Included	3.65%	0.36%	4.97%	3.29%	
Wheat (Milling)			1.00%				2.00%													
Wheat (KC Red)		0.98%	1.00%											0.55%		0.98%	0.72%	1.44%		
Wood Pulp																				
Energy	29.79%	67.77%	44.00%	39.00%	17.64%	23.83%	50.00%	30.24%	35.26%	53.17%	33.46%	32.04%	21.43%	34.15%	33.00%	67.69%	32.60%	31.99%	42.43%	
Crude Oil (Brent)	4.77%	17.72%	14.00%			6.36%	20.00%	4.71%	6.74%	12.23%	7.69%	5.43%		8.42%		17.56%	7.25%	8.55%	5.47%	
Crude Oil (WTI)	8.41%	29.96%	21.00%	23.00%	5.88%	5.86%		8.40%	12.92%	12.22%	7.69%	9.00%		15.31%	Included	29.69%	3.62%	15.03%	13.29%	
Gasoil		7.88%	1.20%			6.29%	11.00%		3.83%				7.14%	3.52%		7.81%	6.88%	3.71%	4.48%	
Gasoline (Unleaded RBOB)	3.26%	5.04%	3.00%	5.00%			9.00%	2.98%	3.76%	12.29%	7.73%	3.47%	7.14%	2.71%	Included	5.00%	8.33%	1.46%	4.53%	
Heating Oil	3.17%	5.04%	1.80%	5.00%	5.88%			3.15%	3.12%	12.11%	7.62%	3.46%	7.14%	2.45%	Included	5.03%	6.52%	2.39%	3.76%	
Natural Gas	10.19%	2.13%	3.00%	6.00%	5.88%	5.32%		11.00%	4.89%	4.33%	2.72%	10.68%		1.74%	Included	2.61%		0.85%	10.90%	
Power							10.00%													
Industrial Metals	18.72%	7.03%	14.00%	13.00%	5.88%	24.73%	25.00%	18.61%	26.45%	12.70%	18.08%	18.08%	7.14%	16.63%	8.67%	6.97%	18.48%	23.34%	19.47%	
Aluminum	5.62%	2.10%	4.00%	6.00%		6.07%	11.00%	5.63%	7.45%	3.98%	5.67%	5.64%		4.56%		2.08%	1.81%	7.22%	6.87%	
Copper (Grade A)	7.44%	3.43%	4.00%	6.00%	5.88%	6.31%	9.00%	7.38%	9.30%	4.49%	6.39%	6.95%	7.14%	6.80%	Included	3.40%		10.89%	6.14%	
Copper (High Grade)									3.28%					2.80%			6.16%		1.61%	
Lead (Standard)		0.38%	2.00%			6.07%			1.24%							0.38%	2.54%	1.32%	0.93%	
Nickel (Primary)	2.38%	0.59%	1.00%	1.00%			2.00%	2.36%	2.63%			2.34%		1.04%		0.58%	5.07%	2.15%	1.97%	
Tin			1.00%																	
Zinc (High Grade)	3.28%	0.54%	2.00%			6.28%	3.00%	3.24%	2.55%	4.23%	6.02%	3.15%		1.43%		0.54%	2.90%	1.76%	1.95%	
Livestock	6.23%	5.23%	3.00%	7.00%	11.76%	0.00%	5.00%	6.01%	3.93%	0.00%	0.00%	5.92%	21.43%	2.16%	0.00%	5.28%	11.96%	3.52%	3.86%	
Feeder Cattle		0.54%											7.14%			0.53%	3.26%	0.82%		
Lean Hogs	2.47%	1.79%	1.00%	1.00%	5.88%		2.00%	2.07%	1.64%			2.20%	7.14%	0.84%		1.78%	7.61%	2.70%	1.58%	
Live Cattle	3.77%	2.90%	2.00%	6.00%	5.88%		3.00%	3.94%	2.29%			3.72%	7.14%	1.32%		2.97%	1.09%		2.28%	
Precious Metals	12.81%	3.67%	7.10%	7.00%	17.64%	25.18%	12.00%	12.71%	5.94%	9.51%	15.99%	12.86%	7.14%	24.01%	17.33%	3.64%	10.14%	16.67%	4.89%	
Gold	10.06%	3.20%	3.00%	6.00%	5.88%	6.55%	10.00%	9.98%	5.00%	7.79%	13.09%	10.07%	7.14%	17.64%	Included	3.17%	4.71%	10.18%	4.43%	
Palladium			0.30%			6.02%														
Platinum			1.80%		5.88%	6.34%														
Silver	2.76%	0.48%	2.00%	1.00%	5.88%	6.27%	2.00%	2.74%	0.94%	1.72%	2.90%	2.79%		6.37%	Included	0.47%	5.43%	10.18%	0.46%	
Indices																				100.00%
Barclays Capital Commodity Index Pure Beta TR																				25.14%
Citi CUBES Index Total Return																				24.85%
JPMCCI Ex-Front Month Energy Light Index (Total Return)																				25.05%
UBS Bloomberg Constant Maturity Commodity Index																				24.96%
Total	100.0%	100.0%	100.0%	100.0%	100.0%	100.0%	100.0%	100.0%	100.0%	100.0%	100.0%	100.0%	100.0%	100.0%	100.0%	100.0%	100.0%	100.0%	100.0%	100.0%

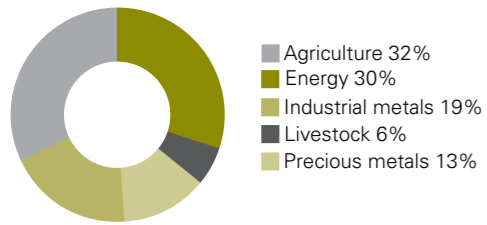
Source: ETF Securities, index providers

(1) Due to price movements in the underlying commodities since the latest rebalancing, individual weights might deviate from target weights at rebalance date, incl. caps and floors. Latest public available index weights as of June 30, 2012.

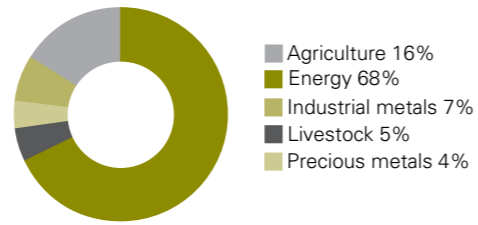
(2) Due to diversification requirements, ETPs benchmarked to the Deutsche Banks Liquid Commodity Index tracks the Broad (in the US) and Balanced (in Europe) version.

(3) UBS Bloomberg Constant Maturity Commodity Index and UBS Bloomberg Constant Maturity Commodity Active Index include two WTI Crude Oil contracts, CL traded on NYMEX and EN traded on ICE.

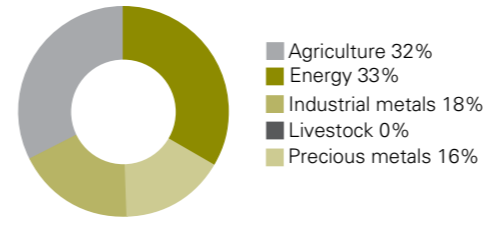
Dow Jones UBS Commodity Index



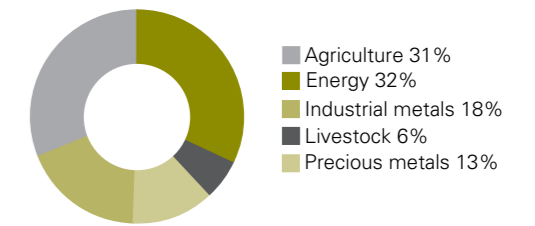
S&P Goldman Sachs Commodity Index



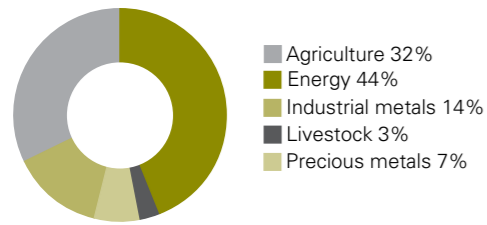
Deutsche Bank Liquid Commodities Index (Balanced)



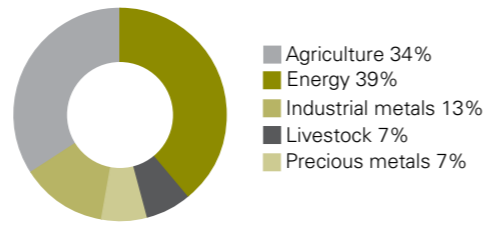
DB Commodity Booster DJUBSCI Index



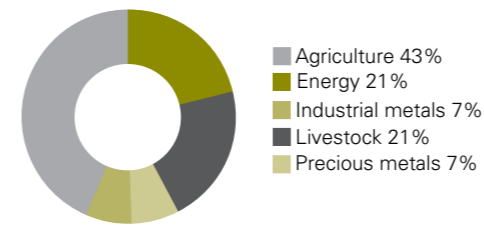
Rogers International Commodity Index



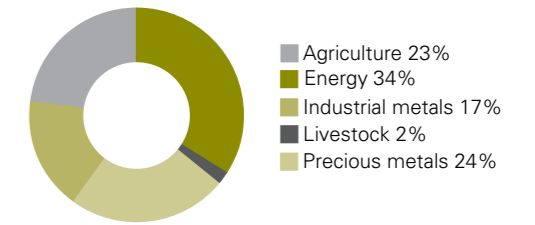
Thomson Reuters Jefferies CRB Index



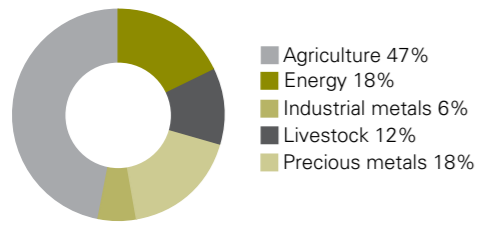
SummerHaven Dynamic Commodity Index



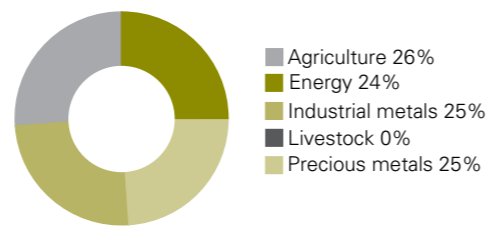
Barclays Capital Commodity Index Pure Beta TR



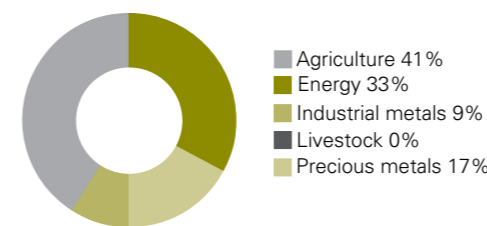
Thomson Reuters Equal Weight Continuous Commodity Total Return Index



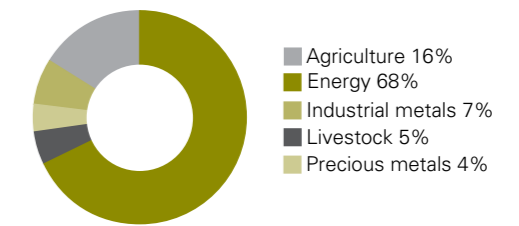
Commerzbank Commodity EW Index



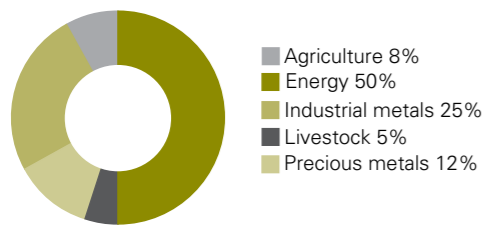
Auspice Broad Commodity Index



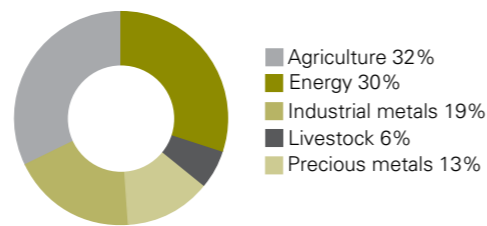
S&P GSCI Enhanced Commodity Index



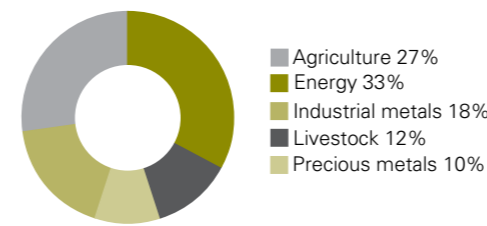
SHB Commodity Excess Return Index



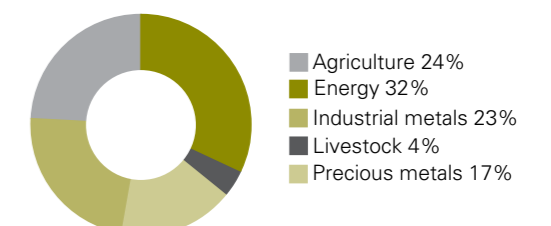
Dow Jones UBS-All Commodities 3-Month Forward Index



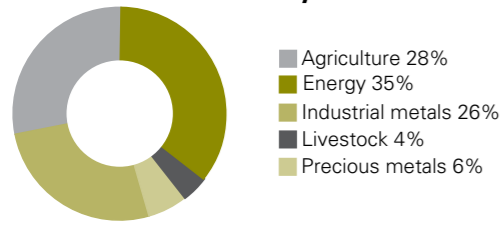
S&P GSCI Commodity Curve Momentum Beta+ TR



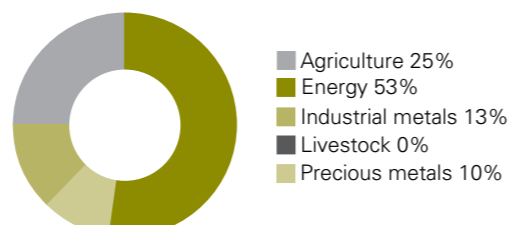
S&P GSCI Commodity Optimix TR



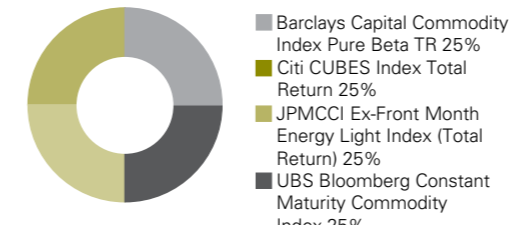
UBS Bloomberg Constant Maturity Commodity Index



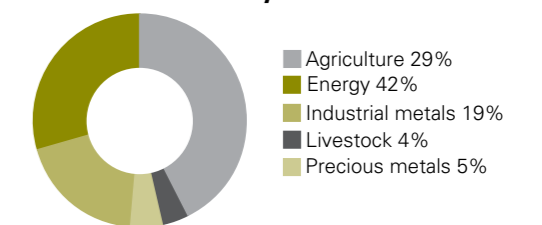
Deutsche Bank Liquid Commodities Index (Broad)



LGIM Commodity Composite Index



UBS Bloomberg Constant Maturity Commodity Active Index



Source: ETF Securities, index providers
Data: Latest public available data as of June 30, 2012

This page has been left blank intentionally

Commodity ETP Reference Guide

Contents

North America

Diversified Broad	64
Agriculture	64
Energy	68
Industrial Metals	72
Livestock	74
Precious Metals	74

Europe

Diversified Broad	80
Agriculture	86
Energy	100
Industrial Metals	110
Livestock	118
Precious Metals	120

Other Countries

Diversified Broad	134
Agriculture	134
Energy	136
Industrial Metals	136
Livestock	138
Precious Metals	138

North America

Product name ¹	Issuer	Bloomberg	Reuters	ISIN/CUSIP ²	Domicile	Listed country	Trading currency	Currency hedged	Benchmark	Index replication method ³	Legal structure	Collateralised	Underlying exposure	Expense ratio ⁴	AUM \$m ⁵	ADV \$m ⁶	Listing date	Primary listing	Note
Diversified Broad																			
Diversified																			
1x																			
PowerShares DB Commodity Index Tracking Fund	PowerShares	DBC US	DBC.P	73935S105	United States	United States	USD	No	Deutsche Bank Liquid Commodity Index – Optimum Yield Excess Return	Enhanced	Trust	Yes	Futures	85	5,544.35	62.94	3 Feb 2006	Yes	
PowerShares DB Commodity Index Tracking Fund	PowerShares	DBC* MM	DBC.MX	73935S105	United States	Mexico	MXN	No	Deutsche Bank Liquid Commodity Index – Optimum Yield Excess Return	Enhanced	Trust	Yes	Futures	85	5,544.35	0.01	21 Sep 2006	No	
PowerShares DB Commodity Index Tracking Fund	PowerShares	DBC UF	–	73935S105	United States	United States	USD	No	Deutsche Bank Liquid Commodity Index – Optimum Yield Excess Return	Enhanced	Trust	Yes	Futures	85	5,544.35	4.27	3 Feb 2006	No	
iPath Dow Jones-UBS Commodity Index Total Return	iPath	DJP US	DJP.P	06738C778	United States	United States	USD	No	Dow Jones-UBS Commodity Index Total Return	Classic	ETN	No	Swaps	75	1,993.37	13.10	6 Jun 2006	Yes	
iPath Dow Jones-UBS Commodity Index Total Return	iPath	DJP UF	–	06738C778	United States	United States	USD	No	Dow Jones-UBS Commodity Index Total Return	Classic	ETN	No	Swaps	75	1,993.37	0.69	6 Jun 2006	No	
iShares S&P GSCI Commodity-Indexed Trust	iShares	GSG US	GSG.P	46428R107	United States	United States	USD	No	S&P GSCI Total Return Index	Classic	Trust	Yes	Swaps	75	1,181.49	7.47	21 Jul 2006	Yes	
iShares S&P GSCI Commodity-Indexed Trust	iShares	GSG* MM	GSG.MX	46428R107	United States	Mexico	MXN	No	S&P GSCI Total Return Index	Classic	Trust	Yes	Swaps	75	1,181.49	0.22	21 Jul 2006	No	
iShares S&P GSCI Commodity-Indexed Trust	iShares	GSG UF	–	46428R107	United States	United States	USD	No	S&P GSCI Total Return Index	Classic	Trust	Yes	Swaps	75	1,181.49	0.48	10 Jul 2006	No	
ELEMENTS Rogers Commodity ETN	ELEMENTS	RJI US	RJI.P	870297801	United States	United States	USD	No	Rogers International Commodity TR Index	Classic	ETN	No	Swaps	75	730.22	4.44	18 Oct 2007	Yes	7
GreenHaven Continuous Commodity Index Fund	GreenHaven	GCC US	GCC.P	395258106	United States	United States	USD	No	Continuous Commodity Total Return Index	Enhanced	Trust	Yes	Swaps	85	511.70	3.85	24 Jan 2008	Yes	
GreenHaven Continuous Commodity Index Fund	GreenHaven	GCC UF	–	395258106	United States	United States	USD	No	Continuous Commodity Total Return Index	Enhanced	Trust	Yes	Swaps	85	511.70	0.17	24 Jan 2008	No	
United States Commodity Index Fund	United States Commodity Funds	USCI US	USCI.P	911717106	United States	United States	USD	No	SummerHaven Dynamic Commodity Index Total Return	Enhanced	Trust	Yes	Futures	95	391.17	2.16	10 Aug 2010	Yes	
UBS E-TRACS CMCI Total Return ETN	UBS	UCI US	UCI.P	902641778	United States	United States	USD	No	UBS Bloomberg Constant Maturity Commodity Index (CMCI) Total Return	Forward	ETN	No	Swaps	65	147.09	0.58	1 Apr 2008	Yes	7
iPath S&P GSCI Total Return Index ETN	iPath	GSP US	GSP.P	06738C794	United States	United States	USD	No	S&P GSCI Total Return Index	Classic	ETN	No	Swaps	75	116.08	3.10	6 Jun 2006	Yes	
iPath S&P GSCI Total Return Index ETN	iPath	GSP UF	–	06738C794	United States	United States	USD	No	S&P GSCI Total Return Index	Classic	ETN	No	Swaps	75	116.08	0.21	6 Jun 2006	No	
UBS E-TRACS Dow Jones-UBS Commodity Index Total Return ETN	UBS	DJCI US	DJCI.P	902641679	United States	United States	USD	No	Dow Jones-UBS Commodity Index Total Return	Classic	ETN	No	Swaps	50	71.62	0.23	28 Oct 2009	Yes	7
UBS E-TRACS Dow Jones-UBS Commodity Index Total Return ETN	UBS	DJCI UF	–	902641679	United States	United States	USD	No	Dow Jones-UBS Commodity Index Total Return	Classic	ETN	No	Swaps	50	71.62	0.00	28 Oct 2009	No	7
GS Connect S&P GSCI Enhanced Commodity Total Return Strategy Index ETN	Goldman Sachs	GSC US	GSC.P	38144L852	United States	United States	USD	No	S&P GSCI Enhanced Commodity Index	Enhanced	ETN	No	Swaps	125	71.25	1.27	31 Jul 2007	Yes	7
GS Connect S&P GSCI Enhanced Commodity Total Return Strategy Index ETN	Goldman Sachs	GSC UF	–	38144L852	United States	United States	USD	No	S&P GSCI Enhanced Commodity Index	Enhanced	ETN	No	Swaps	125	71.25	0.04	31 Jul 2007	No	7
ELEMENTS S&P CTI ETN	ELEMENTS	LSC US	LSC.P	4042EP802	United States	United States	USD	No	S&P Commodity Trends Indicator (CTI) Index	Enhanced	ETN	No	Swaps	75	45.83	0.25	10 Jun 2008	Yes	7
Claymore Broad Commodity ETF	Claymore	CBR CN	CBR.TO	46432N100	Canada	Canada	CAD	Yes	Auspice Broad Commodities Total Return Index	Enhanced	ETF	Yes	Swaps	80	39.06	0.16	12 Oct 2010	Yes	
iPath Pure Beta Broad Commodity ETN	iPath	BCM US	BCM.P	06740P114	United States	United States	USD	No	Barclays Capital Commodity Index Pure Beta TR Index	Enhanced	ETN	No	Swaps	75	20.60	0.38	20 Apr 2011	Yes	
iPath Pure Beta Broad Commodity ETN	iPath	BCM UF	–	06740P114	United States	United States	USD	No	Barclays Capital Commodity Index Pure Beta TR Index	Enhanced	ETN	No	Swaps	75	20.60	0.01	20 Apr 2011	No	
NEW STREAM S&P Dynamic Roll Global Commodities Fund	BNP Paribas	BNPC US	BNPC.K	86324B103	United States	United States	USD	No	S&P GSCI Dynamic Roll Excess Return Index	Enhanced	ETN	Yes	Futures	86	15.61	0.00	6 Jun 2012	Yes	7
NEW ETRACS DJ-UBS Commodity Index 2-4-6 Blended Futures ETN	UBS	BLND US	BLND.K	90267L201	United States	United States	USD	No	Dow Jones-UBS Commodity Index 2-4-6 Forward Blend Total Return Index	Forward	ETN	No	Futures	70	10.13	0.03	26 Apr 2012	Yes	7
PowerShares DB Commodity Long ETN	PowerShares	DPU US	DPU.P	25154H459	United States	United States	USD	No	Deutsche Bank Liquid Commodity Index – Optimum Yield	Enhanced	ETN	No	Swaps	75	5.95	0.04	29 Apr 2008	Yes	7
PowerShares DB Commodity Long ETN	PowerShares	DPU UF	–	25154H459	United States	United States	USD	No	Deutsche Bank Liquid Commodity Index – Optimum Yield	Enhanced	ETN	No	Swaps	75	5.95	0.00	29 Apr 2008	No	7
iPath Pure Beta S&P GSCI ETN	iPath	SBV US	SBV.P	06740P122	United States	United States	USD	No	Barclays Capital Pure Beta Series-2 TR Index	Enhanced	ETN	No	Swaps	75	1.22	0.00	20 Apr 2011	Yes	
-1x																			
PowerShares DB Commodity Short ETN	PowerShares	DDP US	DDP.P	25154H467	United States	United States	USD	No	Deutsche Bank Liquid Commodity Index – Optimum Yield	Enhanced	ETN	No	Swaps	75	5.76	0.21	29 Apr 2008	Yes	7
PowerShares DB Commodity Short ETN	PowerShares	DDP UF	–	25154H467	United States	United States	USD	No	Deutsche Bank Liquid Commodity Index – Optimum Yield	Enhanced	ETN	No	Swaps	75	5.76	0.00	29 Apr 2008	No	7
2x																			
PowerShares DB Commodity Double Long ETN	PowerShares	DYY US	DYY.P	25154H475	United States	United States	USD	No	Deutsche Bank Liquid Commodity Index – Optimum Yield	Enhanced	ETN	No	Swaps	75	11.43	0.07	29 Apr 2008	Yes	7
PowerShares DB Commodity Double Long ETN	PowerShares	DYY UF	–	25154H475	United States	United States	USD	No	Deutsche Bank Liquid Commodity Index – Optimum Yield	Enhanced	ETN	No	Swaps	75	11.43	0.00	29 Apr 2008	No	7
ProShares Ultra DJ-UBS Commodity	ProShares	UCD US	UCD.P	74347W106	United States	United States	USD	No	Dow Jones-UBS Commodity Index	Classic	Trust	Yes	Swaps	95	8.23	0.08	25 Nov 2008	Yes	
-2x																			
ProShares UltraShort DJ-UBS Commodity	ProShares	CMD US	CMD.P	74347W676	United States	United States	USD	No	Dow Jones-UBS Commodity Index	Classic	Trust	Yes	Swaps	95	3.54	0.11	25 Nov 2008	Yes	
ProShares UltraShort DJ-UBS Commodity	ProShares	CMD UF	–	74347W676	United States	United States	USD	No	Dow Jones-UBS Commodity Index	Classic	Trust	Yes	Swaps	95	3.54	0.00	24 Nov 2008	No	
PowerShares DB Commodity Double Short ETN	PowerShares	DEE US	DEE.P	25154H483	United States	United States	USD	No	Deutsche Bank Liquid Commodity Index – Optimum Yield	Enhanced	ETN	No	Swaps	75	2.51	0.04	29 Apr 2008	Yes	7
PowerShares DB Commodity Double Short ETN	PowerShares	DEE UF	–	25154H483	United States	United States	USD	No	Deutsche Bank Liquid Commodity Index – Optimum Yield	Enhanced	ETN	No	Swaps	75	2.51	0.00	29 Apr 2008	No	7
Agriculture																			
Diversified																			
1x																			
PowerShares DB Agriculture Fund	PowerShares	DBA US	DBA.P	73936B408	United States	United States	USD	No	Deutsche Bank Liquid Commodity Index – Optimum Yield Agriculture ER	Enhanced	Trust	Yes	Futures	85	1,834.99	20.96	5 Jan 2007	Yes	
PowerShares DB Agriculture Fund	PowerShares	DBA* MM	DBA.MX	73936B408	United States	Mexico	MXN	No	Deutsche Bank Liquid Commodity Index – Optimum Yield Agriculture ER	Enhanced	Trust	Yes	Futures	85	1,834.99	0.07	18 Feb 2009	No	
PowerShares DB Agriculture Fund	PowerShares	DBA UF	–	73936B408	United States	United States	USD	No	Deutsche Bank Liquid Commodity Index – Optimum Yield Agriculture ER	Enhanced	Trust	Yes	Futures	85	1,834.99	1.67	5 Jan 2007	No	
ELEMENTS Rogers Agriculture ETN	ELEMENTS	RJA US	RJA.P	870297603	United States	United States	USD	No	Rogers International Commodity Agricultural TR Index	Classic	ETN	No	Swaps	75	395.69	2.37	18 Oct 2007	Yes	7
iPath Dow Jones-UBS Agriculture Subindex Total Return ETN	iPath	JJA US	JJA.P	06739H206	United States	United States	USD	No	Dow Jones-UBS Agriculture Subindex Total Return	Classic	ETN	No	Swaps	75	112.57	1.06	24 Oct 2007	Yes	
UBS E-TRACS CMCI Food Total Return ETN	UBS	FUD US	FUD.P	902641737	United States	United States	USD	No	UBS Bloomberg CMCI Food Index Total Return	Forward	ETN	No	Swaps	65	41.69	0.14	1 Apr 2008	Yes	7
UBS E-TRACS CMCI Food Total Return ETN	UBS	FUD UF	–	902641737	United States	United States	USD	No	UBS Bloomberg CMCI Food Index Total Return	Forward	ETN	No	Swaps	65	41.69	0.00	1 Apr 2008	No	7
UBS E-TRACS CMCI Agriculture Total Return ETN	UBS	UAG US	UAG.P	902641760	United States	United States	USD	No	UBS Bloomberg CMCI Agriculture Index Total Return	Forward	ETN	No	Swaps	65	13.62	0.20	1 Apr 2008	Yes	7
PowerShares DB Agriculture Long ETN	PowerShares	AGF US	AGF.P	25154H533	United States	United States	USD	No	Deutsche Bank Liquid Commodity Index – Optimum Yield Agriculture	Enhanced	ETN	No	Swaps	75	10.81	0.04	15 Apr 2008	Yes	7
PowerShares DB Agriculture Long ETN	PowerShares	AGF UF	–	25154H533	United States	United States	USD	No	Deutsche Bank Liquid Commodity Index – Optimum Yield Agriculture	Enhanced	ETN	No	Swaps	75	10.81	0.00	15 Apr 2008	No	7
BMO Agriculture Commodities Index ETF	BMO	ZCA CA	–	05562J107	Canada	Canada	CAD	Yes	S&P GSCI Agriculture Enhanced Capped Component Index CAD Hedged	Enhanced	ETF	Yes	Futures	76	5.53	0.00	3 Feb 2011	Yes	7
NEW United States Agriculture Index Fund	United States Commodity Funds	USAG US	–	911718203	United States	United States	USD	No	Summerhaven Dynamic Agriculture Index Total Return	Classic	Trust	Yes	Futures	80	3.83	0.08	13 Apr 2012	Yes	

North America (continued)

Product name ¹	Issuer	Bloomberg	Reuters	ISIN/CUSIP ²	Domicile	Listed country	Trading currency	Currency hedged	Benchmark	Index replication method ³	Legal structure	Collateralised	Underlying exposure	Expense ratio ⁴	AUM \$m ⁵	ADV \$m ⁶	Listing date	Primary listing	Note
iPath Pure Beta Agriculture ETN	iPath	DIRT US	DIRT.P	06740P262	United States	United States	USD	No	Barclays Capital Commodity Index Agriculture Pure Beta TR Index	Enhanced	ETN	No	Swaps	75	2.93	0.01	20 Apr 2011	Yes	
iPath Pure Beta Agriculture ETN	iPath	DIRT UF	-	06740P262	United States	United States	USD	No	Barclays Capital Commodity Index Agriculture Pure Beta TR Index	Enhanced	ETN	No	Swaps	75	2.93	0.00	20 Apr 2011	No	
Teucrium Agricultural Fund	Teucrium Trading	TAGS US	TAGS.P	88166A706	United States	United States	USD	No	Teucrium Agricultural Fund Benchmark	Classic	ETF	Yes	Futures	32	2.48	0.05	28 Mar 2012	Yes	
-1x																			
PowerShares DB Agriculture Short ETN	PowerShares	ADZ US	ADZ.P	25154H541	United States	United States	USD	No	Deutsche Bank Liquid Commodity Index – Optimum Yield Agriculture	Enhanced	ETN	No	Swaps	75	1.91	0.01	15 Apr 2008	Yes	7
PowerShares DB Agriculture Short ETN	PowerShares	ADZ UF	-	25154H541	United States	United States	USD	No	Deutsche Bank Liquid Commodity Index – Optimum Yield Agriculture	Enhanced	ETN	No	Swaps	75	1.91	0.00	15 Apr 2008	No	7
2x																			
PowerShares DB Agriculture Double Long ETN	PowerShares	DAG US	DAG.P	25154H558	United States	United States	USD	No	Deutsche Bank Liquid Commodity Index – Optimum Yield Agriculture	Enhanced	ETN	No	Swaps	75	45.54	0.53	15 Apr 2008	Yes	7
PowerShares DB Agriculture Double Long ETN	PowerShares	DAA CN	DAA.TO	25154H558	United States	Canada	CAD	No	Deutsche Bank Liquid Commodity Index – Optimum Yield Agriculture	Enhanced	ETN	No	Swaps	75	45.54	0.00	18 Dec 2008	No	7
PowerShares DB Agriculture Double Long ETN	PowerShares	DAG UF	-	25154H558	United States	United States	USD	No	Deutsche Bank Liquid Commodity Index – Optimum Yield Agriculture	Enhanced	ETN	No	Swaps	75	45.54	0.02	15 Apr 2008	No	7
-2x																			
PowerShares DB Agriculture Double Short ETN	PowerShares	AGA US	AGA.P	25154H566	United States	United States	USD	No	Deutsche Bank Liquid Commodity Index – Optimum Yield Agriculture	Enhanced	ETN	No	Swaps	75	6.70	0.66	15 Apr 2008	Yes	7
PowerShares DB Agriculture Double Short ETN	PowerShares	DAD CN	DAD.TO	25154H566	United States	Canada	CAD	No	Deutsche Bank Liquid Commodity Index – Optimum Yield Agriculture	Enhanced	ETN	No	Swaps	75	6.70	0.00	18 Dec 2008	No	7
PowerShares DB Agriculture Double Short ETN	PowerShares	AGA UF	-	25154H566	United States	United States	USD	No	Deutsche Bank Liquid Commodity Index – Optimum Yield Agriculture	Enhanced	ETN	No	Swaps	75	6.70	0.01	15 Apr 2008	No	7
Cocoa																			
1x																			
iPath Dow Jones-UBS Cocoa Subindex Total Return ETN	iPath	NIB US	NIB.P	06739H313	United States	United States	USD	No	Dow Jones-UBS Cocoa Subindex Total Return	Classic	ETN	No	Swaps	75	24.82	0.84	24 Jun 2008	Yes	
iPath Pure Beta Cocoa ETN	iPath	CHOC US	CHOC.P	06740P130	United States	United States	USD	No	Barclays Capital Commodity Index Cocoa Pure Beta TR Index	Enhanced	ETN	No	Swaps	75	2.96	0.02	20 Apr 2011	Yes	
iPath Pure Beta Cocoa ETN	iPath	CHOC UF	-	06740P130	United States	United States	USD	No	Barclays Capital Commodity Index Cocoa Pure Beta TR Index	Enhanced	ETN	No	Swaps	75	2.96	0.00	20 Apr 2011	No	
Coffee																			
1x																			
iPath Dow Jones-UBS Coffee Subindex Total Return ETN	iPath	JO US	JO.P	06739H297	United States	United States	USD	No	Dow Jones-UBS Coffee Subindex Total Return	Classic	ETN	No	Swaps	75	27.06	0.84	24 Jun 2008	Yes	
iPath Pure Beta Coffee ETN	iPath	CAFE US	CAFE.P	06740P148	United States	United States	USD	No	Barclays Capital Commodity Index Coffee Pure Beta TR Index	Enhanced	ETN	No	Swaps	75	2.42	0.02	20 Apr 2011	Yes	
iPath Pure Beta Coffee ETN	iPath	CAFE UF	-	06740P148	United States	United States	USD	No	Barclays Capital Commodity Index Coffee Pure Beta TR Index	Enhanced	ETN	No	Swaps	75	2.42	0.00	20 Apr 2011	No	
Corn																			
1x																			
Teucrium Corn Fund	Teucrium Trading	CORN US	CORN.P	88166A102	United States	United States	USD	No	2nd Month Forward Corn Futures	Classic	Trust	Yes	Futures	100	61.97	2.05	6 Sep 2010	Yes	
ETF D Teucrium Corn Fund	Teucrium Trading	CORN UF	-	88166A102	United States	United States	USD	No	2nd Month Forward Corn Futures	Classic	Trust	Yes	Futures	100	61.97	0.11	9 Jun 2010	No	
Cotton																			
1x																			
iPath Dow Jones-UBS Cotton Subindex Total Return ETN	iPath	BAL US	BAL.P	06739H271	United States	United States	USD	No	Dow Jones-UBS Cotton Subindex Total Return	Classic	ETN	No	Swaps	75	31.29	1.82	24 Jun 2008	Yes	
iPath Dow Jones-UBS Cotton Subindex Total Return ETN	iPath	BAL UF	-	06739H271	United States	United States	USD	No	Dow Jones-UBS Cotton Subindex Total Return	Classic	ETN	No	Swaps	75	31.29	0.10	24 Jun 2008	No	
iPath Pure Beta Cotton ETN	iPath	CTNN US	CTNN.P	06740P155	United States	United States	USD	No	Barclays Capital Commodity Index Cotton Pure Beta TR Index	Enhanced	ETN	No	Swaps	75	2.47	0.01	20 Apr 2011	Yes	
iPath Pure Beta Cotton ETN	iPath	CTNN UF	-	06740P155	United States	United States	USD	No	Barclays Capital Commodity Index Cotton Pure Beta TR Index	Enhanced	ETN	No	Swaps	75	2.47	0.00	20 Apr 2011	No	
Grains																			
1x																			
iPath Dow Jones-UBS Grains Subindex Total Return ETN	iPath	JJG US	JJG.P	06739H305	United States	United States	USD	No	Dow Jones-UBS Grains Subindex Total Return	Classic	ETN	No	Swaps	75	162.92	2.60	24 Oct 2007	Yes	
ELEMENTS MLCX Grains ETN	ELEMENTS	GRU US	GRU.P	870297215	United States	United States	USD	No	MLCX Grains Total Return Index	Classic	ETN	No	Swaps	75	14.84	0.18	6 Feb 2008	Yes	7
ELEMENTS MLCX Grains ETN	ELEMENTS	GRU UF	-	870297215	United States	United States	USD	No	MLCX Grains Total Return Index	Classic	ETN	No	Swaps	75	14.84	0.01	6 Feb 2008	No	7
iPath Pure Beta Grains ETN	iPath	WEET US	WEET.P	06740P270	United States	United States	USD	No	Barclays Capital Commodity Index Grains & Oilseeds Pure Beta TR Index	Enhanced	ETN	No	Swaps	75	2.48	0.01	20 Apr 2011	Yes	
Softs																			
1x																			
iPath Dow Jones-UBS Softs Total Return ETN	iPath	JJS US	JJS.P	06739H230	United States	United States	USD	No	Dow Jones-UBS Softs Subindex Total Return	Classic	ETN	No	Swaps	75	14.80	0.27	24 Jun 2008	Yes	
iPath Pure Beta Softs ETN	iPath	GRWN US	GRWN.P	06740P288	United States	United States	USD	No	Barclays Capital Commodity Index Softs Pure Beta TR Index	Enhanced	ETN	No	Swaps	75	0.90	0.01	20 Apr 2011	Yes	
Soybeans																			
1x																			
Teucrium Soybean Fund	Teucrium Trading	SOYB US	SOYB.P	88166A607	United States	United States	USD	No	Teucrium Soybean Fund Benchmark Index	Forward	Trust	Yes	Futures	100	2.44	0.25	19 Sep 2011	Yes	
Sugar																			
1x																			
iPath Dow Jones-UBS Sugar Subindex Total Return ETN	iPath	SGG US	SGG.P	06739H214	United States	United States	USD	No	Dow Jones-UBS Sugar Subindex Total Return	Classic	ETN	No	Swaps	75	27.60	1.01	24 Jun 2008	Yes	
iPath Pure Beta Sugar ETN	iPath	SGAR US	SGAR.P	06740P163	United States	United States	USD	No	Barclays Capital Commodity Index Industrial Metals Pure Beta TR Index	Enhanced	ETN	No	Swaps	75	2.32	0.01	20 Apr 2011	Yes	
Teucrium Sugar Fund	Teucrium Trading	CANE US	CANE.P	88166A409	United States	United States	USD	No	Teucrium Sugar Fund Benchmark Index	Forward	Trust	Yes	Futures	100	0.97	0.03	19 Sep 2011	Yes	
Teucrium Sugar Fund	Teucrium Trading	CANE UF	-	88166A409	United States	United States	USD	No	Teucrium Sugar Fund Benchmark Index	Forward	Trust	Yes	Futures	100	0.97	0.00	19 Sep 2011	No	
Wheat																			
1x																			
Teucrium Wheat Fund	Teucrium Trading	WEAT US	WEAT.P	88166A508	United States	United States	USD	No	Teucrium Wheat Fund Benchmark Index	Forward	Trust	Yes	Futures	100	2.76	0.09	19 Sep 2011	Yes	

North America (continued)

Product name ¹	Issuer	Bloomberg	Reuters	ISIN/CUSIP ²	Domicile	Listed country	Trading currency	Currency hedged	Benchmark	Index replication method ³	Legal structure	Collateralised	Underlying exposure	Expense ratio ⁴	AUM \$m ⁵	ADV \$m ⁶	Listing date	Primary listing	Note
Energy																			
Diversified																			
1x																			
PowerShares DB Energy Fund	PowerShares	DBE US	DBE.P	73936B101	United States	United States	USD	No	Deutsche Bank Liquid Commodity Index – Optimum Yield Energy ER	Enhanced	Trust	Yes	Futures	75	146.60	2.62	5 Jan 2007	Yes	
PowerShares DB Energy Fund	PowerShares	DBE MM	DBE.MX	73936B101	United States	Mexico	MXN	No	Deutsche Bank Liquid Commodity Index – Optimum Yield Energy ER	Enhanced	Trust	Yes	Futures	75	146.60	0.06	18 Feb 2009	No	
PowerShares DB Energy Fund	PowerShares	DBE UF	–	73936B101	United States	United States	USD	No	Deutsche Bank Liquid Commodity Index – Optimum Yield Energy ER	Enhanced	Trust	Yes	Futures	75	146.60	0.16	5 Jan 2007	No	
ELEMENTS Rogers Energy ETN	ELEMENTS	RJN US	RJN.P	870297306	United States	United States	USD	No	Rogers International Commodity Energy TR Index	Classic	ETN	No	Swaps	75	93.10	0.65	18 Oct 2007	Yes	7
iPath Dow Jones-UBS Energy Subindex Total Return ETN	iPath	JJE US	JJE.P	06739H750	United States	United States	USD	No	Dow Jones-UBS Energy Subindex Total Return	Classic	ETN	No	Swaps	75	11.09	0.15	23 Oct 2007	Yes	
UBS E-TRACS CMC Energy Total Return ETN	UBS	UBN US	UBN.P	902641745	United States	United States	USD	No	UBS Bloomberg CMC Energy Index Total Return	Forward	ETN	No	Swaps	65	3.23	0.02	1 Apr 2008	Yes	7
BMO Energy Commodities Index ETF	BMO	ZCE CA	–	05562R109	Canada	Canada	CAD	Yes	S&P GSCI Energy Enhanced Capped Component Index CAD Hedged	Enhanced	ETF	Yes	Futures	76	2.75	0.00	3 Feb 2011	Yes	7
iPath Pure Beta Energy ETN	iPath	ONG US	ONG.P	06740P312	United States	United States	USD	No	Barclays Capital Commodity Index Energy Pure Beta TR Index	Enhanced	ETN	No	Swaps	75	2.25	0.01	20 Apr 2011	Yes	
Horizons BetaPro NYMEX Long Natural Gas/Short Crude Oil Spread ETF	Horizons BetaPro	HNO CN	HNO.TO	44044Q116	Canada	Canada	CAD	No	Nymex Light Sweet Crude Oil/Natural Gas Futures Contract	Classic	ETF	Yes	Futures	115	1.49	0.03	14 Apr 2010	Yes	
Horizons BetaPro NYMEX Long Natural Gas/Short Crude Oil Spread ETF	Horizons BetaPro	HNO TX	–	44044Q116	Canada	Canada	CAD	No	Nymex Light Sweet Crude Oil/Natural Gas Futures Contract	Classic	ETF	Yes	Futures	115	1.49	0.00	14 Apr 2010	No	
Horizons BetaPro NYMEX Long Crude Oil/Short Natural Gas Spread ETF	Horizons BetaPro	HON CN	HON.TO	44044R106	Canada	Canada	CAD	No	Nymex Light Sweet Crude Oil/Natural Gas Futures Contract	Classic	ETF	Yes	Futures	115	0.74	0.07	14 Apr 2010	Yes	
Horizons BetaPro NYMEX Long Crude Oil/Short Natural Gas Spread ETF	Horizons BetaPro	HON TX	–	44044R106	Canada	Canada	CAD	No	Nymex Light Sweet Crude Oil/Natural Gas Futures Contract	Classic	ETF	Yes	Futures	115	0.74	0.01	14 Apr 2010	No	
Biofuels																			
1x																			
ELEMENTS MLCX Biofuels ETN	ELEMENTS	FUE US	FUE.P	870297199	United States	United States	USD	No	MLCX Biofuels Total Return Index	Classic	ETN	No	Swaps	75	2.27	0.01	6 Feb 2008	Yes	7
ELEMENTS MLCX Biofuels ETN	ELEMENTS	FUE UF	–	870297199	United States	United States	USD	No	MLCX Biofuels Total Return Index	Classic	ETN	No	Swaps	75	2.27	0.00	6 Feb 2008	No	7
Carbon																			
1x																			
iPath Global Carbon ETN	iPath	GRN US	GRN.P	06739H164	United States	United States	USD	No	Barclays Capital Global Carbon Index Total Return	Classic	ETN	No	Carbon Credits	75	1.52	0.01	28 Jun 2008	Yes	
iPath Global Carbon ETN	iPath	GRN UF	–	06739H164	United States	United States	USD	No	Barclays Capital Global Carbon Index Total Return	Classic	ETN	No	Carbon Credits	75	1.52	0.00	24 Jun 2008	No	
Crude Oil																			
1x																			
United States Oil Fund	United States Commodity Funds	USO US	USO.P	91232N108	United States	United States	USD	No	Nymex Light Sweet Crude Oil – Front Month Futures	Classic	Trust	Yes	Futures	45	1,336.39	268.73	10 Apr 2006	Yes	
PowerShares DB Oil Fund	PowerShares	DBO US	DBO.P	73936B507	United States	United States	USD	No	Deutsche Bank Liquid Commodity Index – Optimum Yield Oil Excess Return	Enhanced	Trust	Yes	Futures	75	591.63	14.24	5 Jan 2007	Yes	
PowerShares DB Oil Fund	PowerShares	DBO MM	DBO.MX	73936B507	United States	Mexico	MXN	No	Deutsche Bank Liquid Commodity Index – Optimum Yield Oil Excess Return	Enhanced	Trust	Yes	Futures	75	591.63	0.04	18 Feb 2009	No	
PowerShares DB Oil Fund	PowerShares	DBO UF	–	73936B507	United States	United States	USD	No	Deutsche Bank Liquid Commodity Index – Optimum Yield Oil Excess Return	Enhanced	Trust	Yes	Futures	75	591.63	2.13	5 Jan 2007	No	
iPath S&P GSCI Crude Oil Total Return Index ETN	iPath	OIL US	OIL.P	06738C786	United States	United States	USD	No	S&P GSCI Crude Oil Total Return Index	Classic	ETN	No	Swaps	75	439.33	16.33	15 Aug 2006	Yes	
ETFs Brent Oil 1-month	ETF Securities	OILBN MM	OILBN.MX	GB00B0CTWC01	Jersey	Mexico	MXN	No	ICE 1mth Brent oil futures	Classic	ETN	No	Futures	49	277.05	0.02	29 Sep 2005	No	
United States 12 Month Oil Fund	United States Commodity Funds	USL US	USL.P	91288V103	United States	United States	USD	No	Nymex Light Sweet Crude Oil – avg of next 12 futures contracts	Classic	Trust	Yes	Futures	60	109.91	1.59	5 Dec 2007	Yes	
US Brent Oil ETF	United States Commodity Funds	BNO US	BNO.P	91167Q100	United States	United States	USD	No	Nymex Brent Crude Oil Futures Contract	Classic	Trust	Yes	Futures	75	45.09	2.90	1 Jun 2010	Yes	
US Brent Oil ETF	United States Commodity Funds	BNO UF	–	91167Q100	United States	United States	USD	No	Nymex Brent Crude Oil Futures Contract	Classic	Trust	Yes	Futures	75	45.09	0.10	2 Jun 2010	No	
iPath Pure Beta Crude Oil ETN	iPath	OLEM US	OLEM.P	06740P221	United States	United States	USD	No	Barclays Capital WTI Crude Oil Pure Beta TR Index	Enhanced	ETN	No	Swaps	75	18.99	0.08	20 Apr 2011	Yes	
PowerShares DB Crude Oil Long ETN	PowerShares	OLO US	OLO.P	25154K866	United States	United States	USD	No	Deutsche Bank Liquid Commodity Index – Optimum Yield Crude Oil	Enhanced	ETN	No	Swaps	75	16.68	0.18	17 Jun 2008	Yes	7
UBS E-TRACS Oil Futures Contango ETN	UBS	OILZ US	–	90267B815	United States	United States	USD	No	ISE Oil Futures Spread Index	Enhanced	ETN	No	Swaps	85	10.15	0.01	16 Jun 2011	Yes	7
RBS Oil Trendpilot ETN	RBS	TWTI US	–	78009P127	United States	United States	USD	No	RBS 12 Month Oil TR Index / 3-month U.S. Treasury bills	Enhanced	ETN	No	Swaps	110	8.19	0.13	15 Sep 2011	Yes	
Horizons BetaPro Winter-Term NYMEX Crude Oil ETF	Horizons BetaPro	HUC CN	HUC.TO	44049R101	Canada	Canada	CAD	Yes	Nymex Light Sweet Crude Oil Futures Contract Index	Classic	ETF	Yes	Futures	75	5.40	0.10	25 Jun 2009	Yes	
Horizons Crude Oil Yield ETF	Horizons BetaPro	HOY CN	–	44050T103	Canada	Canada	CAD	Yes	Crude Oil	Enhanced	ETF	Yes	Physical/Futures	85	2.83	0.02	1 Mar 2012	Yes	
Teucrium WTI Crude Oil Fund	Teucrium Trading	CRUD US	CRUD.P	88166A300	United States	United States	USD	No	Teucrium Crude Oil Fund Benchmark Index	Forward	Trust	Yes	Futures	100	1.93	0.07	23 Feb 2011	Yes	
Teucrium WTI Crude Oil Fund	Teucrium Trading	CRUD UF	–	88166A300	United States	United States	USD	No	Teucrium Crude Oil Fund Benchmark Index	Forward	Trust	Yes	Futures	100	1.93	0.00	23 Feb 2011	No	
NEW iPath® Pure Beta Crude Oil CAD Hedged ETN	iPath	PBO CN	–	06741L252	Canada	Canada	CAD	Yes	Barclays WTI Crude Oil Pure Beta TR Index (CAD Hedged)	Enhanced	ETN	No	Futures	99	1.70	0.01	12 Apr 2012	Yes	7
-1x																			
United States Short Oil Fund	United States Commodity Funds	DNO US	DNO.P	912613205	United States	United States	USD	No	Nymex Light Sweet Crude Oil – Front Month Futures (short)	Classic	Trust	Yes	Futures	60	14.47	0.81	24 Sep 2009	Yes	
United States Short Oil Fund	United States Commodity Funds	DNO UF	–	912613205	United States	United States	USD	No	Nymex Light Sweet Crude Oil – Front Month Futures (short)	Classic	Trust	Yes	Futures	60	14.47	0.07	24 Sep 2009	No	
PowerShares DB Crude Oil Short ETN	PowerShares	SZO US	SZO.P	25154K874	United States	United States	USD	No	Deutsche Bank Liquid Commodity Index – Optimum Yield Oil	Enhanced	ETN	No	Swaps	75	10.83	0.54	17 Jun 2008	Yes	7
Horizons BetaPro NYMEX Crude Oil Inverse ETF	Horizons BetaPro	HIO CN	HIO.TO	44047L106	Canada	Canada	CAD	Yes	Nymex Light Sweet Crude Oil Futures Contract Index	Classic	ETF	Yes	Futures	115	1.04	0.02	3 Feb 2010	Yes	
Horizons BetaPro NYMEX Crude Oil Inverse ETF	Horizons BetaPro	HIO TX	–	44047L106	Canada	Canada	CAD	Yes	Nymex Light Sweet Crude Oil Futures Contract Index	Classic	ETF	Yes	Futures	115	1.04	0.00	4 Feb 2010	No	
2x																			
ProShares Ultra DJ-UBS Crude Oil	ProShares	UCO US	UCO.P	74347W650	United States	United States	USD	No	Dow Jones-UBS Crude Oil sub Index	Classic	Trust	Yes	Swaps	95	500.19	55.04	25 Nov 2008	Yes	
Horizons BetaPro NYMEX Crude Oil Bull Plus ETF	Horizons BetaPro	HOU CN	HOU.TO	440447209	Canada	Canada	CAD	Yes	Nymex Light Sweet Crude Oil Futures Contract Index	Classic	ETF	Yes	Futures	115	240.80	24.79	16 Jan 2008	Yes	
Horizons BetaPro NYMEX Crude Oil Bull Plus ETF	Horizons BetaPro	HOU TX	–	440447209	Canada	Canada	CAD	Yes	Nymex Light Sweet Crude Oil Futures Contract Index	Classic	ETF	Yes	Futures	115	240.80	1.04	16 Jan 2008	No	
FactorShares 2X: Oil Bull/S&P500 Bear	FactorShares	FOL US	–	30304P104	United States	United States	USD	No	S&P Crude Oil – Equity Spread Total Return Index	Classic	ETF	Yes	Futures	75	1.12	0.05	24 Feb 2011	Yes	

North America (continued)

Product name ¹	Issuer	Bloomberg	Reuters	ISIN/CUSIP ²	Domicile	Listed country	Trading currency	Currency hedged	Benchmark	Index replication method ³	Legal structure	Collateralised	Underlying exposure	Expense ratio ⁴	AUM \$m ⁵	ADV \$m ⁶	Listing date	Primary listing	Note
-2x																			
PowerShares DB Crude Oil Double Short ETN	PowerShares	DTO US	DTO.P	25154K809	United States	United States	USD	No	Deutsche Bank Liquid Commodity Index – Optimum Yield Oil	Enhanced	ETN	No	Swaps	75	88.80	12.11	17 Jun 2008	Yes	7
PowerShares DB Crude Oil Double Short ETN	PowerShares	DOE CN	DOE.TO	25154K809	United States	Canada	CAD	No	Deutsche Bank Liquid Commodity Index – Optimum Yield Oil	Enhanced	ETN	No	Swaps	75	88.80	0.00	18 Dec 2008	No	7
PowerShares DB Crude Oil Double Short ETN	PowerShares	DTO UF	–	25154K809	United States	United States	USD	No	Deutsche Bank Liquid Commodity Index – Optimum Yield Oil	Enhanced	ETN	No	Swaps	75	88.80	1.03	17 Jun 2008	No	7
ProShares UltraShort DJ-UBS Crude Oil	ProShares	SCO US	SCO.P	74347W668	United States	United States	USD	No	Dow Jones-UBS Crude Oil sub Index	Classic	Trust	Yes	Swaps	95	67.44	60.81	25 Nov 2008	Yes	
Horizons BetaPro NYMEX Crude Oil Bear Plus ETF	Horizons BetaPro	HOD CN	HOD.TO	44045B100	Canada	Canada	CAD	Yes	Nymex Light Sweet Crude Oil Futures Contract Index	Classic	ETF	Yes	Futures	115	49.86	22.19	16 Jan 2008	Yes	
Horizons BetaPro NYMEX Crude Oil Bear Plus ETF	Horizons BetaPro	HOD TX	–	44045B100	Canada	Canada	CAD	Yes	Nymex Light Sweet Crude Oil Futures Contract Index	Classic	ETF	Yes	Futures	115	49.86	1.95	16 Jan 2008	No	
3x																			
VelocityShares 3x Long Brent Crude ETN	VelocityShares	UOIL US	UOIL.K	22542D597	United States	United States	USD	No	S&P GSCI® Brent Crude Index ER	Classic	ETN	No	Futures	135	1.56	0.04	8 Feb 2012	Yes	
VelocityShares 3x Long Brent Crude ETN	VelocityShares	UOIL UF	UOIL.K	22542D597	United States	United States	USD	No	S&P GSCI® Brent Crude Index ER	Classic	ETN	No	Futures	135	1.56	0.00	8 Feb 2012	No	
VelocityShares 3x Long Crude Oil ETN	VelocityShares	UWTI US	UWTI.K	22542D589	United States	United States	USD	No	S&P GSCI® Crude Oil Index ER	Classic	ETN	No	Futures	135	1.52	0.10	8 Feb 2012	Yes	
VelocityShares 3x Long Crude Oil ETN	VelocityShares	UWTI UF	UWTI.K	22542D589	United States	United States	USD	No	S&P GSCI® Crude Oil Index ER	Classic	ETN	No	Futures	135	1.52	0.00	8 Feb 2012	No	
-3x																			
VelocityShares 3x Inverse Brent Crude ETN	VelocityShares	DOIL US	DOIL.K	22542D555	United States	United States	USD	No	S&P GSCI® Brent Crude Index ER	Classic	ETN	No	Futures	135	2.40	0.04	8 Feb 2012	Yes	
VelocityShares 3x Inverse Brent Crude ETN	VelocityShares	DOIL UF	DOIL.K	22542D555	United States	United States	USD	No	S&P GSCI® Brent Crude Index ER	Classic	ETN	No	Futures	135	2.40	0.01	8 Feb 2012	No	
VelocityShares 3x Inverse Crude Oil ETN	VelocityShares	DWTI US	DWTI.K	22542D548	United States	United States	USD	No	S&P GSCI® Crude Oil Index ER	Classic	ETN	No	Futures	135	1.33	0.10	8 Feb 2012	Yes	
VelocityShares 3x Inverse Crude Oil ETN	VelocityShares	DWTI UF	DWTI.K	22542D548	United States	United States	USD	No	S&P GSCI® Crude Oil Index ER	Classic	ETN	No	Futures	135	1.33	0.00	8 Feb 2012	No	
Gasoline																			
1x																			
United States Gasoline Fund	United States Commodity Funds	UGA US	UGA.P	91201T102	United States	United States	USD	No	Nymex Gasoline – Front Month Futures	Classic	Trust	Yes	Futures	60	80.13	3.46	26 Feb 2008	Yes	
Heating Oil																			
1x																			
United States Heating Oil Fund	United States Commodity Funds	UHN US	UHN.P	91204P107	United States	United States	USD	No	Nymex Heating Oil – Front Month Futures	Classic	Trust	Yes	Futures	60	6.07	0.12	9 Apr 2008	Yes	
Natural Gas																			
1x																			
United States Natural Gas Fund	United States Commodity Funds	UNG US	UNG.P	US9123181029	United States	United States	USD	No	Nymex Natural Gas – Front Month Futures	Classic	Trust	Yes	Futures	60	1,117.03	189.21	18 Apr 2007	Yes	
Claymore Natural Gas Commodity ETF	Claymore	GAS CN	GAS.TO	CA18384H1001	Canada	Canada	CAD	No	NGX Canadian Natural Gas Index	Classic	ETF	Yes	Futures	80	56.28	0.29	6 Feb 2008	Yes	
Claymore Natural Gas Commodity ETF	Claymore	GAS TX	–	CA18384H2090	Canada	Canada	CAD	No	NGX Canadian Natural Gas Index	Classic	ETF	Yes	Futures	80	56.28	0.00	6 Feb 2008	No	
United States 12 Month Natural Gas Fund	United States Commodity Funds	UNL US	UNL.P	US91288X1090	United States	United States	USD	No	Nymex Natural Gas – average of next 12 futures contracts	Classic	Trust	Yes	Futures	75	40.85	0.89	18 Nov 2009	Yes	
iPath Dow Jones-UBS Natural Gas Subindex Total Return ETN	iPath	GAZ US	GAZ.P	US06739H6449	United States	United States	USD	No	Dow Jones-UBS Natural Gas Subindex Total Return	Classic	ETN	No	Swaps	75	38.39	0.85	23 Oct 2007	Yes	
iPath Dow Jones-UBS Natural Gas Subindex Total Return ETN	iPath	GAZ UF	–	US06739H6449	United States	United States	USD	No	Dow Jones-UBS Natural Gas Subindex Total Return	Classic	ETN	No	Swaps	75	38.39	0.03	23 Oct 2007	No	
UBS E-TRACS Natural Gas Futures Contango ETN	UBS	GASZ US	–	US90267B7991	United States	United States	USD	No	ISE Natural Gas Futures Spread Index	Enhanced	ETN	No	Swaps	85	12.42	0.49	16 Jun 2011	Yes	7
Horizons BetaPro Winter-Term NYMEX Natural Gas ETF	Horizons BetaPro	HUN CN	HUN.TO	CA44046T1003	Canada	Canada	CAD	Yes	Nymex Natural Gas Futures Contract Index	Classic	ETF	Yes	Futures	75	5.36	0.08	25 Jun 2009	Yes	
Horizons BetaPro Winter-Term NYMEX Natural Gas ETF	Horizons BetaPro	HUN TX	–	CA44049L1040	Canada	Canada	CAD	Yes	Nymex Natural Gas Futures Contract Index	Classic	ETF	Yes	Futures	75	5.36	0.04	25 Jun 2009	No	
Horizons Natural Gas Yield ETF	Horizons BetaPro	HNY CN	–	CA44050R1073	Canada	Canada	CAD	Yes	Natural Gas	Enhanced	ETF	Yes	Physical / Futures	85	3.60	0.04	1 Mar 2012	Yes	
Teucrium Natural Gas Fund	Teucrium Trading	NAGS US	NAGS.P	US88166A2015	United States	United States	USD	No	Teucrium Natural Gas Fund Benchmark Index	Forward	Trust	Yes	Futures	100	3.55	0.05	1 Feb 2011	Yes	
iPath Seasonal Natural Gas ETN	iPath	DCNG US	–	US06740P2395	United States	United States	USD	No	Barclays Capital Natural Gas Seasonal TR Index	Classic	ETN	No	Futures	80	2.32	0.00	20 Apr 2011	Yes	
iPath Seasonal Natural Gas ETN	iPath	DCNG UF	–	US06740P2395	United States	United States	USD	No	Barclays Capital Natural Gas Seasonal TR Index	Classic	ETN	No	Futures	80	2.32	0.00	20 Apr 2011	No	
-1x																			
Horizons BetaPro NYMEX Natural Gas Inverse ETF	Horizons BetaPro	HIN CN	HIN.TO	CA44047K1084	Canada	Canada	CAD	Yes	Nymex Natural Gas Futures Contract Index	Classic	ETF	Yes	Futures	115	0.67	0.07	3 Feb 2010	Yes	
Horizons BetaPro NYMEX Natural Gas Inverse ETF	Horizons BetaPro	HIN TX	–	CA44047K1084	Canada	Canada	CAD	Yes	Nymex Natural Gas Futures Contract Index	Classic	ETF	Yes	Futures	115	0.67	0.01	4 Feb 2010	No	
2x																			
Horizons BetaPro NYMEX Natural Gas Bull Plus ETF	Horizons BetaPro	HNU CN	HNU.TO	CA44045F1273	Canada	Canada	CAD	Yes	Nymex Natural Gas Futures Contract Index	Classic	ETF	Yes	Futures	115	142.78	48.34	16 Jan 2008	Yes	
ProShares Ultra DJ-UBS Natural Gas ETF	ProShares	BOIL US	BOIL.K	74347W775	United States	United States	USD	No	Dow Jones-UBS Natural Gas Subindex	Classic	ETF	Yes	Futures	95	64.88	8.42	4 Oct 2011	Yes	
ProShares Ultra DJ-UBS Natural Gas ETF	ProShares	BOIL UF	–	74347W775	United States	United States	USD	No	Dow Jones-UBS Natural Gas Subindex	Classic	ETF	Yes	Futures	95	64.88	0.53	4 Oct 2011	No	
-2x																			
Horizons BetaPro NYMEX Natural Gas Bear Plus ETF	Horizons BetaPro	HND CN	HND.TO	CA44045G1090	Canada	Canada	CAD	Yes	Nymex Natural Gas Futures Contract Index	Classic	ETF	Yes	Futures	115	58.25	45.35	16 Jan 2008	Yes	
Horizons BetaPro NYMEX Natural Gas Bear Plus ETF	Horizons BetaPro	HND TX	–	CA44045G1090	Canada	Canada	CAD	Yes	Nymex Natural Gas Futures Contract Index	Classic	ETF	Yes	Futures	115	58.25	5.76	16 Jan 2008	No	
ProShares UltraShort DJ-UBS Natural Gas ETF	ProShares	KOLD US	KOLD.K	74347W767	United States	United States	USD	No	Dow Jones-UBS Natural Gas Subindex	Classic	ETF	Yes	Futures	95	13.64	1.70	4 Oct 2011	Yes	
ProShares UltraShort DJ-UBS Natural Gas ETF	ProShares	KOLD UF	–	74347W767	United States	United States	USD	No	Dow Jones-UBS Natural Gas Subindex	Classic	ETF	Yes	Futures	95	13.64	0.07	4 Oct 2011	No	
3x																			
VelocityShares 3x Long Natural Gas ETN	VelocityShares	UGAZ US	UGAZ.K	US22542D5712	United States	United States	USD	No	S&P GSCI® Natural Gas Index ER	Classic	ETN	No	Futures	165	10.68	1.72	8 Feb 2012	Yes	
VelocityShares 3x Long Natural Gas ETN	VelocityShares	UGAZ UF	UGAZ.K	US22542D5712	United States	United States	USD	No	S&P GSCI® Natural Gas Index ER	Classic	ETN	No	Futures	165	10.68	0.06	8 Feb 2012	No	
-3x																			
VelocityShares 3x Inverse natural Gas ETN	VelocityShares	DGAZ US	DGAZ.K	US22542D5308	United States	United States	USD	No	S&P GSCI® Natural Gas Index ER	Classic	ETN	No	Futures	165	4.68	1.32	8 Feb 2012	Yes	
VelocityShares 3x Inverse natural Gas ETN	VelocityShares	DGAZ UF	DGAZ.K	US22542D5308	United States	United States	USD	No	S&P GSCI® Natural Gas Index ER	Classic	ETN	No	Futures	165	4.68	0.07	8 Feb 2012	No	

North America (continued)

Product name ¹	Issuer	Bloomberg	Reuters	ISIN/CUSIP ²	Domicile	Listed country	Trading currency	Currency hedged	Benchmark	Index replication method ³	Legal structure	Collateralised	Underlying exposure	Expense ratio ⁴	AUM \$m ⁵	ADV \$m ⁶	Listing date	Primary listing	Note
Industrial Metals																			
Diversified																			
1x																			
PowerShares DB Base Metals Fund	PowerShares	DBB US	DBB.P	US73936B7055	United States	United States	USD	No	Deutsche Bank Liquid Commodity Index – Optimum Yield Industrial Met ER	Enhanced	Trust	Yes	Futures	75	331.61	1.97	5 Jan 2007	Yes	
PowerShares DB Base Metals Fund	PowerShares	DBB* MM	DBB.MX	US73936B7055	United States	Mexico	MXN	No	Deutsche Bank Liquid Commodity Index – Optimum Yield Industrial Met ER	Enhanced	Trust	Yes	Futures	75	331.61	0.03	18 Feb 2009	No	
PowerShares DB Base Metals Fund	PowerShares	DBB UF	-	US73936B7055	United States	United States	USD	No	Deutsche Bank Liquid Commodity Index – Optimum Yield Industrial Met ER	Enhanced	Trust	Yes	Futures	75	331.61	0.08	5 Jan 2007	No	
ELEMENTS Rogers Metals ETN	ELEMENTS	RJZ US	RJZ.P	US8702974051	United States	United States	USD	No	Rogers International Commodity Metals TR Index	Classic	ETN	No	Swaps	75	47.70	0.21	18 Oct 2007	Yes	7
iPath Dow Jones-UBS Industrial Metals Subindex Total Return ETN	iPath	JJM US	JJM.P	US06738G4073	United States	United States	USD	No	Dow Jones-UBS Industrial Metals Subindex Total Return	Classic	ETN	No	Swaps	75	37.91	0.13	23 Oct 2007	Yes	
UBS E-TRACS CMC Industrial Metals Total Return ETN	UBS	UBM US	UBM.P	US9026417520	United States	United States	USD	No	UBS Bloomberg CMC Industrial Metals Index Total Return	Forward	ETN	No	Swaps	65	5.58	0.08	1 Apr 2008	Yes	7
NEW United States Metals Fund	United States Commodity Funds	USMI US	USMI.IV	US911718302	United States	United States	USD	No	SummerHaven Dynamic Metals Index Total Return SM	Enhanced	Trust	Yes	Futures	70	2.47	0.00	19 Jun 2012	Yes	7
iPath Pure Beta Industrial Metals ETN	iPath	HEVY US	HEVY.P	US06740P2965	United States	United States	USD	No	Barclays Capital Commodity Index Sugar Pure Beta TR Index	Enhanced	ETN	No	Swaps	75	2.42	0.01	20 Apr 2011	Yes	
BMO Base Metals Commodities Index ETF	BMO	ZCB CA	-	CA05572R1073	Canada	Canada	CAD	Yes	S&P GSCI Base Metals Enhanced Capped Component Index CAD Hedged	Enhanced	ETF	Yes	Futures	76	2.08	0.00	3 Feb 2011	Yes	7
PowerShares DB Base Metals Long ETN	PowerShares	BDG US	BDG.P	US25154K8255	United States	United States	USD	No	Deutsche Bank Liquid Commodity Index – Optimum Yield Industrial Metals	Enhanced	ETN	No	Swaps	75	1.58	0.01	17 Jun 2008	Yes	7
PowerShares DB Base Metals Long ETN	PowerShares	BDG UF	-	US25154K8255	United States	United States	USD	No	Deutsche Bank Liquid Commodity Index – Optimum Yield Industrial Metals	Enhanced	ETN	No	Swaps	75	1.58	0.00	17 Jun 2008	No	7
-1x																			
PowerShares DB Base Metals Short ETN	PowerShares	BOS US	BOS.P	US25154K8339	United States	United States	USD	No	Deutsche Bank Liquid Commodity Index – Optimum Yield Industrial Metals	Enhanced	ETN	No	Swaps	75	10.84	0.05	17 Jun 2008	Yes	7
PowerShares DB Base Metals Short ETN	PowerShares	BOS UF	-	US25154K8339	United States	United States	USD	No	Deutsche Bank Liquid Commodity Index – Optimum Yield Industrial Metals	Enhanced	ETN	No	Swaps	75	10.84	0.00	17 Jun 2008	No	7
2x																			
PowerShares DB Base Metals Double Long ETN	PowerShares	BDD US	BDD.P	US25154K8412	United States	United States	USD	No	Deutsche Bank Liquid Commodity Index – Optimum Yield Industrial Metals	Enhanced	ETN	No	Swaps	75	6.79	0.03	17 Jun 2008	Yes	7
PowerShares DB Base Metals Double Long ETN	PowerShares	BDD UF	-	US25154K8412	United States	United States	USD	No	Deutsche Bank Liquid Commodity Index – Optimum Yield Industrial Metals	Enhanced	ETN	No	Swaps	75	6.79	0.00	17 Jun 2008	No	7
-2x																			
PowerShares DB Base Metals Double Short ETN	PowerShares	BOM US	BOM.P	US25154K8586	United States	United States	USD	No	Deutsche Bank Liquid Commodity Index – Optimum Yield Industrial Metals	Enhanced	ETN	No	Swaps	75	11.29	0.29	17 Jun 2008	Yes	7
PowerShares DB Base Metals Double Short ETN	PowerShares	BOM UF	-	US25154K8586	United States	United States	USD	No	Deutsche Bank Liquid Commodity Index – Optimum Yield Industrial Metals	Enhanced	ETN	No	Swaps	75	11.29	0.01	17 Jun 2008	No	7
Aluminium																			
1x																			
iPath Dow Jones-UBS Aluminium Subindex Total Return ETN	iPath	JJU US	JJU.P	US06739H3214	United States	United States	USD	No	Dow Jones-UBS Aluminum Subindex Total Return	Classic	ETN	No	Swaps	75	3.46	0.02	24 Jun 2008	Yes	
iPath Pure Beta Aluminium ETN	iPath	FOIL US	FOIL.P	US06740P1710	United States	United States	USD	No	Barclays Capital Commodity Index Aluminium Pure Beta TR Index	Enhanced	ETN	No	Swaps	75	2.67	0.01	20 Apr 2011	Yes	
iPath Pure Beta Aluminium ETN	iPath	FOIL UF	-	US06740P1710	United States	United States	USD	No	Barclays Capital Commodity Index Aluminium Pure Beta TR Index	Enhanced	ETN	No	Swaps	75	2.67	0.00	20 Apr 2011	No	
Copper																			
1x																			
iPath Dow Jones-UBS Copper Subindex Total Return ETN	iPath	JJC US	JJC.P	US06739F1012	United States	United States	USD	No	Dow Jones-UBS Copper Subindex Total Return	Classic	ETN	No	Swaps	75	121.02	6.40	24 Oct 2007	Yes	
Horizons BetaPro COMEX Copper Bull Plus ETF	Horizons BetaPro	HKU CN	HKU.TO	CA44047V1040	Canada	Canada	CAD	No	COMEX Copper Index	Classic	ETF	Yes	Futures	115	3.44	0.50	23 Jun 2010	Yes	
Horizons BetaPro COMEX Copper Bull Plus ETF	Horizons BetaPro	HKU TX	-	CA44047V1040	Canada	Canada	CAD	No	COMEX Copper Index	Classic	ETF	Yes	Futures	115	3.44	0.06	23 Jun 2010	No	
United States Copper Index Fund	United States Commodity Funds	OPER US	OPER.K	US911718104	United States	United States	USD	No	SummerHaven Copper Index	Classic	Trust	Yes	Futures	65	2.46	0.01	15 Nov 2011	Yes	
iPath Pure Beta Copper ETN	iPath	CUPM US	CUPM.P	US06740P1892	United States	United States	USD	No	Barclays Capital Copper Pure Beta TR Index	Enhanced	ETN	No	Swaps	75	2.42	0.01	20 Apr 2011	Yes	
iPath Pure Beta Copper ETN	iPath	CUPM UF	-	US06740P1892	United States	United States	USD	No	Barclays Capital Copper Pure Beta TR Index	Enhanced	ETN	No	Swaps	75	2.42	0.00	20 Apr 2011	No	
Horizons BetaPro COMEX Copper ETF	Horizons BetaPro	HUK CN	HUK.TO	CA44048L1058	Canada	Canada	CAD	Yes	HBP Copper Excess Return Index	Classic	ETF	Yes	Futures	75	0.68	0.00	9 Feb 2011	Yes	
Horizons BetaPro COMEX Copper ETF	Horizons BetaPro	HUK TX	-	CA44049M1023	Canada	Canada	CAD	Yes	HBP Copper Excess Return Index	Classic	ETF	Yes	Futures	75	0.68	0.00	9 Feb 2011	No	
VelocityShares 2x Long Copper ETN	VelocityShares	LCPR US	LCPR.K	US22542D5639	United States	United States	USD	No	S&P GSCI® Copper Index ER	Classic	ETN	No	Futures	135	0.52	0.01	8 Feb 2012	Yes	
VelocityShares 2x Long Copper ETN	VelocityShares	LCPR UF	LCPR.K	US22542D5639	United States	United States	USD	No	S&P GSCI® Copper Index ER	Classic	ETN	No	Futures	135	0.52	0.00	8 Feb 2012	No	
-2x																			
Horizons BetaPro COMEX Copper Bear Plus ETF	Horizons BetaPro	HKD CN	HKD.TO	CA44047W1023	Canada	Canada	CAD	No	COMEX Copper Index	Classic	ETF	Yes	Futures	115	7.83	0.94	23 Jun 2010	Yes	
Horizons BetaPro COMEX Copper Bear Plus ETF	Horizons BetaPro	HKD TX	-	CA44047W1023	Canada	Canada	CAD	No	COMEX Copper Index	Classic	ETF	Yes	Futures	115	7.83	0.08	23 Jun 2010	No	
VelocityShares 2x Inverse Copper ETN	VelocityShares	SCPR US	SCPR.K	US22542D5225	United States	United States	USD	No	S&P GSCI® Copper Index ER	Classic	ETN	No	Futures	135	0.73	0.03	8 Feb 2012	Yes	
VelocityShares 2x Inverse Copper ETN	VelocityShares	SCPR UF	SCPR.K	US22542D5225	United States	United States	USD	No	S&P GSCI® Copper Index ER	Classic	ETN	No	Futures	135	0.73	0.00	8 Feb 2012	No	
Lead																			
1x																			
iPath Dow Jones-UBS Lead Subindex Total Return ETN	iPath	LD US	LD.P	US06739H2638	United States	United States	USD	No	Dow Jones-UBS Lead Sub-Index	Classic	ETN	No	Swaps	75	3.53	0.07	24 Jun 2008	Yes	
iPath Pure Beta Lead ETN	iPath	LEDD US	LEED.P	US06740P1975	United States	United States	USD	No	Barclays Capital Commodity Index Lead Pure Beta TR Index	Enhanced	ETN	No	Swaps	75	2.31	0.00	20 Apr 2011	Yes	
Nickel																			
1x																			
iPath Dow Jones-UBS Nickel Subindex Total Return ETN	iPath	JJN US	JJN.P	US06739F1194	United States	United States	USD	No	Dow Jones-UBS Nickel Subindex Total Return	Classic	ETN	No	Swaps	75	7.08	0.05	24 Oct 2007	Yes	
iPath Pure Beta Nickel ETN	iPath	NINI US	NINI.P	US06740P2130	United States	United States	USD	No	Barclays Capital Nickel Pure Beta TR Index	Enhanced	ETN	No	Swaps	75	1.28	0.00	20 Apr 2011	Yes	
Tin																			
1x																			
iPath Dow Jones-UBS Tin Subindex Total Return ETN	iPath	JJT US	JJT.P	US06739H1986	United States	United States	USD	No	Dow Jones-UBS Tin Subindex Total Return	Classic	ETN	No	Swaps	75	9.57	1.55	24 Jun 2008	Yes	

North America (continued)

Product name ¹	Issuer	Bloomberg	Reuters	ISIN/CUSIP ²	Domicile	Listed country	Trading currency	Currency hedged	Benchmark	Index replication method ³	Legal structure	Collateralised	Underlying exposure	Expense ratio ⁴	AUM \$m ⁵	ADV \$m ⁶	Listing date	Primary listing	Note
Livestock																			
Diversified																			
1x																			
iPath Dow Jones-UBS Livestock Subindex Total Return ETN	iPath	COW US	COW.P	US06739H7439	United States	United States	USD	No	Dow Jones-UBS Livestock Subindex Total Return	Classic	ETN	No	Swaps	75	51.26	0.81	23 Oct 2007	Yes	
iPath Dow Jones-UBS Livestock Subindex Total Return ETN	iPath	COW UF	-	US06739H7439	United States	United States	USD	No	Dow Jones-UBS Livestock Subindex Total Return	Classic	ETN	No	Swaps	75	51.26	0.04	23 Oct 2007	No	
UBS E-TRACS CMCi Livestock Total Return ETN	UBS	UBC US	UBC.P	US9026418288	United States	United States	USD	No	UBS Bloomberg CMCi Livestock Index Total Return	Forward	ETN	No	Swaps	65	4.50	0.11	1 Apr 2008	Yes	7
iPath Pure Beta Livestock ETN	iPath	LSTK US	LSTK.P	US06740P3203	United States	United States	USD	No	Barclays Capital Commodity Index Livestock Pure Beta TR Index	Enhanced	ETN	No	Swaps	75	1.28	0.01	20 Apr 2011	Yes	
Precious Metals																			
Diversified																			
1x																			
PowerShares DB Precious Metals Fund	PowerShares	DBP US	DBPP	US73936B2007	United States	United States	USD	No	Deutsche Bank Liquid Commodity Index – Optimum Yield Precious Metals	Enhanced	Trust	Yes	Futures	75	338.27	3.70	5 Jan 2007	Yes	
PowerShares DB Precious Metals Fund	PowerShares	DBP* MM	DBP.MX	US73936B2007	United States	Mexico	MXN	No	Deutsche Bank Liquid Commodity Index – Optimum Yield Precious Metals	Enhanced	Trust	Yes	Futures	75	338.27	0.01	18 Feb 2009	No	
PowerShares DB Precious Metals Fund	PowerShares	DBP UF	-	US73936B2007	United States	United States	USD	No	Deutsche Bank Liquid Commodity Index – Optimum Yield Precious Metals	Enhanced	Trust	Yes	Futures	75	338.27	0.17	5 Jan 2007	No	
ETFS Physical Precious Metals Shares	ETF Securities	GLTR US	GLTR.P	US26922W1099	United States	United States	USD	No	Physical allocated precious metals to LPPM and LBMA specifications	Physical	Trust	Yes	Physical	60	172.09	0.84	21 Oct 2010	Yes	
ETFS Physical Precious Metals Shares	ETF Securities	GLTR* MM	-	US26922W1099	United States	Mexico	MXN	No	Physical allocated precious metals to LPPM and LBMA specifications	Physical	Trust	Yes	Physical	60	172.09	0.00	31 Mar 2011	No	
ETFS Physical Precious Metals Shares	ETF Securities	GLTR UF	-	US26922W1099	United States	United States	USD	No	Physical allocated precious metals to LPPM and LBMA specifications	Physical	Trust	Yes	Physical	60	172.09	0.03	21 Oct 2010	No	
iPath Dow Jones-UBS Precious Metals Subindex Total Return ETN	iPath	JJP US	JJP.P	US06739H2489	United States	United States	USD	No	Dow Jones-UBS Precious Metals Subindex Total Return	Classic	ETN	No	Swaps	75	39.96	0.32	24 Jun 2008	Yes	
ETFS White Metals Basket Shares	ETF Securities	WITE US	WITE.P	US26923B1044	United States	United States	USD	No	Physical allocated precious white metals to LPPM and LBMA specifications	Physical	Trust	Yes	Physical	60	34.16	0.12	12 Mar 2010	Yes	
ETFS White Metals Basket Shares	ETF Securities	WITE* MM	-	US26923B1044	United States	Mexico	MXN	No	Physical allocated precious white metals to LPPM and LBMA specifications	Physical	Trust	Yes	Physical	60	34.16	0.00	31 Mar 2011	No	
BMO Precious Metals Commodities Index ETF	BMO	ZCP CA	-	CA05572Q1090	Canada	Canada	CAD	Yes	S&P GSCI Precious Metals Enhanced Capped Component Index CAD Hedged	Enhanced	ETF	Yes	Futures	76	4.89	0.00	3 Feb 2011	Yes	7
iPath Pure Beta Precious Metals ETN	iPath	BLNG US	BLNG.P	US06740P3385	United States	United States	USD	No	Barclays Capital Commodity Index Precious Metals Pure Beta TR Index	Enhanced	ETN	No	Swaps	75	2.23	0.02	20 Apr 2011	Yes	
Horizons BetaPro COMEX® Long Silver/Short Gold Spread ETF	Horizons Betapro	HZB CN	-	CA44044V1076	Canada	Canada	CAD	No	COMEX Gold futures/Silver futures	Classic	ETF	Yes	Swaps	115	0.38	0.00	18 Aug 2011	Yes	
Horizons BetaPro COMEX® Long Silver/Short Gold Spread ETF	Horizons Betapro	HZB TX	-	CA44044V1076	Canada	Canada	CAD	No	COMEX Gold futures/Silver futures	Classic	ETF	Yes	Swaps	115	0.38	0.00	18 Aug 2011	No	
Horizons BetaPro COMEX® Long Gold/Short Silver Spread ETF	Horizons Betapro	HBZ CN	-	CA44047U1066	Canada	Canada	CAD	No	COMEX Gold futures/Silver futures	Classic	ETF	Yes	Swaps	115	0.29	0.00	18 Aug 2011	Yes	
Horizons BetaPro COMEX® Long Gold/Short Silver Spread ETF	Horizons Betapro	HBZ TX	-	CA44047U1066	Canada	Canada	CAD	No	COMEX Gold futures/Silver futures	Classic	ETF	Yes	Swaps	115	0.29	0.00	18 Aug 2011	No	
Gold																			
1x																			
SPDR Gold Trust	State Street	GLD US	GLD.P	US78463V1070	United States	United States	USD	No	LBMA Gold PM Fix	Physical	Trust	Yes	Physical	40	65,734.73	1,664.35	12 Nov 2004	Yes	
SPDR Gold Trust	State Street	GLD* MM	GLD.MX	US78463V1070	United States	Mexico	MXN	No	LBMA Gold PM Fix	Physical	Trust	Yes	Physical	40	65,734.73	0.50	18 Nov 2004	No	
SPDR Gold Trust	State Street	GLD UF	-	US78463V1070	United States	United States	USD	No	LBMA Gold PM Fix	Physical	Trust	Yes	Physical	40	65,734.73	158.97	12 Nov 2004	No	
iShares COMEX Gold Trust	iShares	IAU US	IAU.P	US4642851053	United States	United States	USD	No	LBMA Gold PM Fix	Physical	Trust	Yes	Physical	25	9,302.30	82.95	28 Jan 2005	Yes	
iShares COMEX Gold Trust	iShares	IGT CN	IGT.TO	US4642851053	United States	Canada	CAD	No	LBMA Gold PM Fix	Physical	Trust	Yes	Physical	25	9,302.30	0.23	2 Dec 2005	No	
iShares COMEX Gold Trust	iShares	IAU* MM	IAU.MX	US4642851053	United States	Mexico	MXN	No	LBMA Gold PM Fix	Physical	Trust	Yes	Physical	25	9,302.30	0.38	5 Apr 2005	No	
Sprott Physical Gold Trust	Sprott	PHYS US	PHYS.P	CA85207H1047	Canada	United States	USD	No	LBMA Gold PM Fix	Physical	Trust	Yes	Physical	35	2,265.66	13.89	25 Feb 2010	Yes	
Sprott Physical Gold Trust	Sprott	PHY/UF CN	PHY.U	CA85207H1047	Canada	Canada	USD	No	LBMA Gold PM Fix	Physical	Trust	Yes	Physical	35	2,265.66	0.25	25 Feb 2010	No	
ETFS Physical Swiss Gold Shares	ETF Securities	SGOL US	SGOL.P	US26922Y1055	United States	United States	USD	No	Physical allocated gold to LBMA specifications	Physical	Trust	Yes	Physical	39	1,762.89	18.31	9 Sep 2009	Yes	
ETFS Physical Swiss Gold Shares	ETF Securities	SGOL* MM	-	US26922Y1055	United States	Mexico	MXN	No	Physical allocated gold to LBMA specifications	Physical	Trust	Yes	Physical	39	1,762.89	0.00	21 Mar 2012	No	
Claymore Gold Bullion ETF	Claymore	CGL CN	CGL.TO	CA18385Q1173	Canada	Canada	CAD	Yes	LBMA Gold PM Fix	Physical	ETF	Yes	Physical/Forward Contracts	50	512.78	2.38	28 May 2009	Yes	
Claymore Gold Bullion ETF	Claymore	CGL TX	-	CA18385Q1173	Canada	Canada	CAD	Yes	LBMA Gold PM Fix	Physical	ETF	Yes	Physical/Forward Contracts	50	512.78	0.16	28 May 2009	No	
PowerShares DB Gold Fund	PowerShares	DGL US	DGL.P	US73936B6065	United States	United States	USD	No	Deutsche Bank Liquid Commodity Index – Optimum Yield Gold Excess Return	Enhanced	Trust	Yes	Futures	75	343.23	7.33	5 Jan 2007	Yes	
PowerShares DB Gold Fund	PowerShares	DGL UF	-	US73936B6065	United States	United States	USD	No	Deutsche Bank Liquid Commodity Index – Optimum Yield Gold Excess Return	Enhanced	Trust	Yes	Futures	75	343.23	1.09	5 Jan 2007	No	
ETFS Asian Gold Shares	ETF Securities	AGOL US	AGOL.P	US26923C1027	United States	United States	USD	No	Physical allocated gold to LBMA specifications	Physical	Trust	Yes	Physical	39	71.52	0.08	14 Jan 2011	Yes	
ETFS Asian Gold Shares	ETF Securities	AGOL UF	-	US26923C1027	United States	United States	USD	No	Physical allocated gold to LBMA specifications	Physical	Trust	Yes	Physical	39	71.52	0.00	14 Jan 2011	No	
Horizons Gold Yield ETF	Horizons Betapro	HGY CN	-	CA44050F1036	Canada	Canada	CAD	Yes	Gold	Enhanced	ETF	Yes	Physical/Futures	60	58.95	0.17	20 Dec 2010	Yes	
Claymore Gold Bullion ETF (Non-Hedged)	Claymore	CGL/C CN	-	CA18385Q1090	Canada	Canada	CAD	No	LBMA Gold PM Fix	Physical	ETF	Yes	Physical	50	36.86	0.05	31 Mar 2011	Yes	
RBS Gold Trendpilot ETN	RBS	TBAR US	-	US78009L4077	United States	United States	USD	No	RBS Gold Trendpilot Index	Enhanced	ETN	No	Futures	100	28.50	0.26	22 Feb 2011	Yes	
Horizons BetaPro COMEX Gold ETF	Horizons BetaPro	HUG CN	HUG.TO	CA44046H1064	Canada	Canada	CAD	Yes	COMEX Gold Futures Index	Classic	ETF	Yes	Futures	65	11.83	0.13	25 Jun 2009	Yes	
Horizons BetaPro COMEX Gold ETF	Horizons BetaPro	HUG TX	-	CA44049P1053	Canada	Canada	CAD	Yes	COMEX Gold Futures Index	Classic	ETF	Yes	Futures	65	11.83	0.01	25 Jun 2009	No	
UBS E-TRACS CMCi Gold Total Return ETN	UBS	UBG US	UBG.P	US9026418106	United States	United States	USD	No	UBS Bloomberg CMCi Gold USD TR	Forward	ETN	No	Swaps	30	8.48	0.09	1 Apr 2008	Yes	7
Horizons BetaPro COMEX Gold Inverse ETF	Horizons Betapro	HIB CN	-	CA44048C1059	Canada	Canada	CAD	Yes	COMEX gold futures contract	Classic	ETF	Yes	Futures	115	0.23	0.00	7 Jul 2011	Yes	
Horizons BetaPro COMEX Gold Inverse ETF	Horizons Betapro	HIB TX	-	CA44048C1059	Canada	Canada	CAD	Yes	COMEX gold futures contract	Classic	ETF	Yes	Futures	115	0.23	0.00	7 Jul 2011	Yes	
Horizons BetaPro COMEX Gold Inverse ETF	Horizons Betapro	HIB TX	-	CA44048C1059	Canada	Canada	CAD	Yes	COMEX gold futures contract	Classic	ETF	Yes	Futures	115	0.23	0.00	7 Jul 2011	No	

North America (continued)

Product name ¹	Issuer	Bloomberg	Reuters	ISIN/CUSIP ²	Domicile	Listed country	Trading currency	Currency hedged	Benchmark	Index replication method ³	Legal structure	Collateralised	Underlying exposure	Expense ratio ⁴	AUM \$m ⁵	ADV \$m ⁶	Listing date	Primary listing	Note
-1x																			
PowerShares DB Gold Short ETN	PowerShares	DGZ US	DGZ.P	US25154H7310	United States	United States	USD	No	Deutsche Bank Liquid Commodity Index – Optimum Yield Gold	Enhanced	ETN	No	Swaps	75	38.13	2.43	28 Feb 2008	Yes	7
PowerShares DB Gold Short ETN	PowerShares	DGZ UF	–	US25154H7310	United States	United States	USD	No	Deutsche Bank Liquid Commodity Index – Optimum Yield Gold	Enhanced	ETN	No	Swaps	75	38.13	0.34	28 Feb 2008	No	7
2x																			
PowerShares DB Gold Double Long ETN	PowerShares	DGP US	DGP.P	US25154H7492	United States	United States	USD	No	Deutsche Bank Liquid Commodity Index – Optimum Yield Gold	Enhanced	ETN	No	Swaps	75	493.57	17.33	28 Feb 2008	Yes	7
PowerShares DB Gold Double Long ETN	PowerShares	DGU CN	DGU.TO	US25154H7492	United States	Canada	CAD	No	Deutsche Bank Liquid Commodity Index – Optimum Yield Gold	Enhanced	ETN	No	Swaps	75	493.57	0.05	18 Dec 2008	No	7
PowerShares DB Gold Double Long ETN	PowerShares	DGP UF	–	US25154H7492	United States	United States	USD	No	Deutsche Bank Liquid Commodity Index – Optimum Yield Gold	Enhanced	ETN	No	Swaps	75	493.57	1.90	28 Feb 2008	No	7
ProShares Ultra Gold	ProShares	UGL US	UGL.P	US74347W6012	United States	United States	USD	No	LBMA Gold PM Fix	Classic	Trust	Yes	Swaps	95	331.01	16.04	3 Dec 2008	Yes	
Horizons BetaPro COMEX Gold Bullion Bull Plus ETF	Horizons BetaPro	HBU CN	HBU.TO	CA4404441079	Canada	Canada	CAD	Yes	COMEX Gold Futures Index	Classic	ETF	Yes	Futures	115	49.34	3.20	23 Jan 2008	Yes	
Horizons BetaPro COMEX Gold Bullion Bull Plus ETF	Horizons BetaPro	HBU TX	–	CA4404441079	Canada	Canada	CAD	Yes	COMEX Gold Futures Index	Classic	ETF	Yes	Futures	115	49.34	0.75	23 Jan 2008	No	
FactorShares 2X: Gold Bull/S&P500 Bear	FactorShares	FSG US	–		United States	United States	USD	No	S&P Gold – Equity Spread Total Return Index	Classic	ETF	Yes	Futures	75	8.87	0.29	24 Feb 2011	Yes	
-2x																			
ProShares UltraShort Gold	ProShares	GLL US	GLL.P	US74347W7002	United States	United States	USD	No	LBMA Gold PM Fix	Classic	Trust	Yes	Swaps	95	129.38	16.49	3 Dec 2008	Yes	
ProShares UltraShort Gold	ProShares	GLL UF	–	US74347W7184	United States	United States	USD	No	LBMA Gold PM Fix	Classic	Trust	Yes	Swaps	95	129.38	2.58	1 Dec 2008	No	
PowerShares DB Gold Double Short ETN	PowerShares	DZZ US	DZZ.P	US25154H7567	United States	United States	USD	No	Deutsche Bank Liquid Commodity Index – Optimum Yield Gold	Enhanced	ETN	No	Swaps	75	80.35	5.18	28 Feb 2008	Yes	7
PowerShares DB Gold Double Short ETN	PowerShares	DGJ CN	DGJ.TO	US25154H7567	United States	Canada	CAD	No	Deutsche Bank Liquid Commodity Index – Optimum Yield Gold	Enhanced	ETN	No	Swaps	75	80.35	0.00	18 Dec 2008	No	7
PowerShares DB Gold Double Short ETN	PowerShares	DZZ UF	–	US25154H7567	United States	United States	USD	No	Deutsche Bank Liquid Commodity Index – Optimum Yield Gold	Enhanced	ETN	No	Swaps	75	80.35	0.98	28 Feb 2008	No	7
Horizons BetaPro COMEX Gold Bullion Bear Plus ETF	Horizons BetaPro	HBD CN	HBD.TO	CA4404461028	Canada	Canada	CAD	Yes	COMEX Gold Futures Index	Classic	ETF	Yes	Futures	115	9.90	1.79	23 Jan 2008	Yes	
Horizons BetaPro COMEX Gold Bullion Bear Plus ETF	Horizons BetaPro	HBD TX	–	CA4404461101	Canada	Canada	CAD	Yes	COMEX Gold Futures Index	Classic	ETF	Yes	Futures	115	9.90	0.58	23 Jan 2008	No	
3x																			
VelocityShares 3X Long Gold ETN	VelocityShares	UGLD US	UGLD.K	US22542D6884	United States	United States	USD	No	S&P GSCI Gold Index	Classic	ETN	No	Futures	135	19.20	2.62	14 Oct 2011	Yes	
VelocityShares 3X Long Gold ETN	VelocityShares	UGLD UF	–	US22542D6884	United States	United States	USD	No	S&P GSCI Gold Index	Classic	ETN	No	Futures	135	19.20	0.29	14 Oct 2011	No	
-3x																			
VelocityShares 3X Inverse Gold ETN	VelocityShares	DGLD US	DGLD.K	US22542D6702	United States	United States	USD	No	S&P GSCI Gold Index	Classic	ETN	No	Futures	135	5.63	0.94	14 Oct 2011	Yes	
VelocityShares 3X Inverse Gold ETN	VelocityShares	DGLD UF	–		United States	United States	USD	No	S&P GSCI Gold Index	Classic	ETN	No	Futures	135	5.63	0.17	14 Oct 2011	No	
Palladium																			
1x																			
ETFS Physical Palladium Shares	ETF Securities	PALL US	PALL.P	US26923A1060	United States	United States	USD	No	Physical allocated palladium to LPPM specifications	Physical	Trust	Yes	Physical	60	466.95	5.39	1 Jun 2010	Yes	
ETFS Physical Palladium Shares	ETF Securities	PALL* MM	–	US26923A1060	United States	Mexico	MXN	No	Physical allocated palladium to LPPM specifications	Physical	Trust	Yes	Physical	60	466.95	0.00	31 Mar 2011	No	
2x																			
VelocityShares 2X Long Palladium ETN	VelocityShares	LPAL US	LPAL.K	US22542D6215	United States	United States	USD	No	S&P GSCI Palladium Index	Classic	ETN	No	Futures	135	1.39	0.06	14 Oct 2011	Yes	
VelocityShares 2X Long Palladium ETN	VelocityShares	LPAL UF	–		United States	United States	USD	No	S&P GSCI Palladium Index	Classic	ETN	No	Futures	135	1.39	0.00	14 Oct 2011	No	
-2x																			
VelocityShares 2X Inverse Palladium ETN	VelocityShares	IPAL US	IPAL.K	US22542D6132	United States	United States	USD	No	S&P GSCI Palladium Index	Classic	ETN	No	Futures	135	1.11	0.04	14 Oct 2011	Yes	
VelocityShares 2X Inverse Palladium ETN	VelocityShares	IPAL UF	–	US22542D6132	United States	United States	USD	No	S&P GSCI Palladium Index	Classic	ETN	No	Futures	135	1.11	0.00	14 Oct 2011	No	
Platinum																			
1x																			
ETFS Physical Platinum Shares	ETF Securities	PPLT US	PPLT.P	US26922V1017	United States	United States	USD	No	Physical allocated platinum to LPPM specifications	Physical	Trust	Yes	Physical	60	689.37	7.20	1 Jun 2010	Yes	
ETFS Physical Platinum Shares	ETF Securities	PPLT* MM	–	US26922V1017	United States	Mexico	MXN	No	Physical allocated platinum to LPPM specifications	Physical	Trust	Yes	Physical	60	689.37	0.00	31 Mar 2011	No	
UBS E-TRACS Long Platinum Total Return ETN	UBS	PTM US	PTM.P	US9026417868	United States	United States	USD	No	UBS Bloomberg CMCI Platinum Total Return Index	Forward	ETN	No	Swaps	65	36.24	0.26	9 May 2008	Yes	7
iPath Dow Jones-UBS Platinum Subindex Total Return ETN	iPath	PGM US	PGM.P	US06739H2554	United States	United States	USD	No	Dow Jones-UBS Platinum Subindex Total Return	Classic	ETN	No	Swaps	75	28.98	0.21	24 Jun 2008	Yes	
-1x																			
UBS E-TRACS Short Platinum Excess Return ETN	UBS	PTD US	PTD.P	US9026417298	United States	United States	USD	No	UBS Bloomberg CMCI Platinum Excess Return	Forward	ETN	No	Swaps	65	3.43	0.00	9 May 2008	Yes	7
2x																			
VelocityShares 2X Long Platinum ETN	VelocityShares	LPLT US	LPLT.K	US22542D6470	United States	United States	USD	No	S&P GSCI Platinum Index	Classic	ETN	No	Futures	135	2.85	0.06	14 Oct 2011	Yes	
VelocityShares 2X Long Platinum ETN	VelocityShares	LPLT UF	–	US22542D6470	United States	United States	USD	No	S&P GSCI Platinum Index	Classic	ETN	No	Futures	135	2.85	0.01	14 Oct 2011	No	
-2x																			
VelocityShares 2X Inverse Platinum ETN	VelocityShares	IPLT US	IPLT.K	US22542D6397	United States	United States	USD	No	S&P GSCI Platinum Index	Classic	ETN	No	Futures	135	3.13	0.02	14 Oct 2011	Yes	
VelocityShares 2X Inverse Platinum ETN	VelocityShares	IPLT UF	–	US22542D6397	United States	United States	USD	No	S&P GSCI Platinum Index	Classic	ETN	No	Futures	135	3.13	0.00	14 Oct 2011	No	
Silver																			
1x																			
iShares Silver Trust	iShares	SLV US	SLV.P	US46428Q1094	United States	United States	USD	No	LBMA Silver PM Fix	Physical	Trust	Yes	Physical	50	8,428.15	375.81	28 Apr 2006	Yes	
iShares Silver Trust	iShares	SLV* MM	SLV.MX	US46428Q1094	United States	Mexico	MXN	No	LBMA Silver PM Fix	Physical	Trust	Yes	Physical	50	8,428.15	0.69	23 May 2006	No	
Sprott Physical Silver Trust	Sprott	PSLV US	PSLV.P	CA85207K1075	Canada	United States	USD	No	LBMA Silver PM Fix	Physical	Trust	Yes	Physical	45	912.29	6.98	29 Oct 2010	Yes	
Sprott Physical Silver Trust	Sprott	PHS/U CN	PHS.U.TO	CA85207K1075	Canada	Canada	USD	No	LBMA Silver PM Fix	Physical	Trust	Yes	Physical	45	912.29	0.26	29 Oct 2010	No	
ETFS Physical Silver Shares	ETF Securities	SIVR US	SIVR.P	US26922X1072	United States	United States	USD	No	Physical allocated silver to LBMA specifications	Physical	Trust	Yes	Physical	30	477.79	6.39	24 Jul 2009	Yes	
ETFS Physical Silver Shares	ETF Securities	SIVR* MM	–	US26922X1072	United States	Mexico	MXN	No	Physical allocated silver to LBMA specifications	Physical	Trust	Yes	Physical	30	477.79	0.00	21 Mar 2012	No	
PowerShares DB Silver Fund	PowerShares	DBS US	DBS.P	US73936B3096	United States	United States	USD	No	Deutsche Bank Liquid Commodity Index – Optimum Yield Silver Excess Rtn	Enhanced	Trust	Yes	Futures	75	66.76	0.43	5 Jan 2007	Yes	

North America (continued)

Product name ¹	Issuer	Bloomberg	Reuters	ISIN/CUSIP ²	Domicile	Listed country	Trading currency	Currency hedged	Benchmark	Index replication method ³	Legal structure	Collateralised	Underlying exposure	Expense ratio ⁴	AUM \$m ⁵	ADV \$m ⁶	Listing date	Primary listing	Note
PowerShares DB Silver Fund	PowerShares	DBS UF	-	US73936B3096	United States	United States	USD	No	Deutsche Bank Liquid Commodity Index – Optimum Yield Silver Excess Rtn	Enhanced	Trust	Yes	Futures	75	66.76	0.03	5 Jan 2007	No	
Horizons BetaPro COMEX Silver ETF	Horizons BetaPro	HUZ CN	HUZ.TO	CA44046L1076	Canada	Canada	CAD	Yes	COMEX Silver Futures Index	Classic	ETF	Yes	Futures	65	15.45	0.10	25 Jun 2009	Yes	
Horizons BetaPro COMEX Silver ETF	Horizons BetaPro	HUZ TX	-	CA44049T1075	Canada	Canada	CAD	Yes	COMEX Silver Futures Index	Classic	ETF	Yes	Futures	65	15.45	0.01	25 Jun 2009	No	
UBS E-TRACS CMCI Silver Total Return ETN	UBS	USV US	USV.P	US9026417942	United States	United States	USD	No	UBS Bloomberg CMCI Silver Total Return	Forward	ETN	No	Swaps	40	6.77	0.07	1 Apr 2008	Yes	7
Horizons Silver Yield ETF	Horizons Betapro	HZY CN	-	CA44050N1069	Canada	Canada	CAD	Yes	Silver	Enhanced	ETF	Yes	Physical/ Futures	75	2.95	0.02	1 Mar 2012	Yes	
Horizons BetaPro COMEX Silver Inverse ETF	Horizons Betapro	HIZ CN	-	CA44048D1033	Canada	Canada	CAD	Yes	COMEX silver futures contract	Classic	ETF	Yes	Futures	115	0.55	0.00	7 Jul 2011	Yes	
Horizons BetaPro COMEX Silver Inverse ETF	Horizons Betapro	HIZ TX	-	CA44048D1033	Canada	Canada	CAD	Yes	COMEX silver futures contract	Classic	ETF	Yes	Futures	115	0.55	0.00	7 Jul 2011	Yes	
Horizons BetaPro COMEX Silver Inverse ETF	Horizons Betapro	HIZ TX	-	CA44048D1033	Canada	Canada	CAD	Yes	COMEX silver futures contract	Classic	ETF	Yes	Futures	115	0.55	0.00	7 Jul 2011	No	
2x																			
ProShares Ultra Silver	ProShares	AGQ US	AGQ.P	74347W841	United States	United States	USD	No	LBMA Silver PM Fix	Classic	Trust	Yes	Swaps	95	661.01	71.51	3 Dec 2008	Yes	
ProShares Ultra Silver	ProShares	AGQ UF	-	74347W841	United States	United States	USD	No	LBMA Silver PM Fix	Classic	Trust	Yes	Swaps	95	661.01	5.86	1 Dec 2008	No	
Horizons BetaPro COMEX Silver Bull Plus ETF	Horizons BetaPro	HZU CN	HZU.TO	44046Y109	Canada	Canada	CAD	No	COMEX Silver Futures Index	Classic	ETF	Yes	Futures	115	89.35	8.39	30 Jun 2009	Yes	
Horizons BetaPro COMEX Silver Bull Plus ETF	Horizons BetaPro	HZU TX	-	44046Y109	Canada	Canada	CAD	No	COMEX Silver Futures Index	Classic	ETF	Yes	Futures	115	89.35	0.36	30 Jun 2009	No	
-2x																			
ProShares UltraShort Silver	ProShares	ZSL US	ZSL.P	74347W114	United States	United States	USD	No	LBMA Silver PM Fix	Classic	Trust	Yes	Swaps	95	161.43	49.25	3 Dec 2008	Yes	
Horizons BetaPro COMEX Silver Bear Plus ETF	Horizons BetaPro	HZD CN	HZD.TO	44046W111	Canada	Canada	CAD	No	COMEX Silver Futures Index	Classic	ETF	Yes	Futures	115	15.59	5.87	6 Jul 2009	Yes	
Horizons BetaPro COMEX Silver Bear Plus ETF	Horizons BetaPro	HZD TX	-	44046W111	Canada	Canada	CAD	No	COMEX Silver Futures Index	Classic	ETF	Yes	Futures	115	15.59	0.49	6 Jul 2009	No	
3x																			
VelocityShares 3X Long Silver ETN	VelocityShares	USLV US	USLV.K	22542D662	United States	United States	USD	No	S&P GSCI Silver Index	Classic	ETN	No	Futures	135	66.78	24.32	14 Oct 2011	Yes	
VelocityShares 3X Long Silver ETN	VelocityShares	USLV UF	-	22542D662	United States	United States	USD	No	S&P GSCI Silver Index	Classic	ETN	No	Futures	135	66.78	3.44	14 Oct 2011	No	
-3x																			
VelocityShares 3X Inverse Silver ETN	VelocityShares	DSLX US	DSLX.K	22542D654	United States	United States	USD	No	S&P GSCI Silver Index	Classic	ETN	No	Futures	135	7.56	5.74	14 Oct 2011	Yes	
VelocityShares 3X Inverse Silver ETN	VelocityShares	DSLX UF	-	22542D654	United States	United States	USD	No	S&P GSCI Silver Index	Classic	ETN	No	Futures	135	7.56	0.61	14 Oct 2011	No	

Source: ETF Securities, BloombergData:

"-" indicates no data is available

- (1) ALPS Distributors, Inc. is the marketing agent for **ETFS Gold Trust, ETFS Silver Trust, ETFS Platinum Trust, ETFS Palladium Trust, ETFS Asian Gold Trust, ETFS Precious Metals Basket Trust, and ETFS White Metals Basket Trust**. ETF Securities Ltd. or its affiliates is not affiliated with ALPS Distributors, Inc. Certain marketing services may be provided for **ETFS Gold Trust, ETFS Silver Trust, ETFS Platinum Trust, ETFS Palladium Trust, ETFS Asian Gold Trust, ETFS Precious Metals Basket Trust, and ETFS White Metals Basket Trust** by ETFS Marketing LLC. click here to review the prospectus. http://www.etfsecurities.com/us/document/etfs_document.asp#prospectus ALPS is the distributor of the USCF, Deutsche Bank and Greenhaven funds. For full details of the funds click here to review each issuer's prospectus. USCF click here <http://www.unitedstatescommodityfunds.com/pdfs/uso-prospectus.pdf>, Deutsche Bank click here http://www.invescopowershares.com/Literature/Lit_Category_Page.aspx?id=12 and Greenhaven funds click here <http://www.greenhavenfunds.com/documents/pdfs/prospectus.pdf>. More information regarding specific commodity ETPs can be found on the respective product issuers website go to page 147.
- (2) ISIN is the main identifier, but where available CUSIP is listed for US, WPK for German and Valoren for Swiss listed products.
- (3) "Classic" refers to commodity ETPs that track front month futures contracts; "Forward" refers to commodity ETPs that track futures contracts further along the curve than the front month; "Enhanced" refers to commodity ETPs that track indexes that try to optimise the roll yield; "Active" refers to commodity ETPs that track an index that is actively managed; and "Physical" refers to commodity ETPs that hold the underlying in specie.
- (4) Throughout this report the expense ratio for ETPs and Grantor Trusts is equal to the TER while the expense ratio for ETCs and ETNs is equal to MER. Please see the Glossary on page 142 for further details.
- (5) Some fund issuers do not publish shares outstanding, NAV and AUM figures which are indicated with "-". AUM for primary and cross listed ETPs are reported as same value and should not be double counted. Data as of June 30, 2012.
- (6) Average Daily Volume (ADV) over the latest quarter (April 1, 2012 – June 30, 2012).
- (7) Daily Shares Outstanding and/or Net Asset Values not available from main Data Provider (Bloomberg). AUM taken directly from Issuers websites or other public available data sources. AUM figures are not included in the global commodity ETP statistics as daily data is required. ETF Securities estimate that there is between \$6-8bn commodity ETP AUM that is not captured as daily data is not publicly available.

Europe

Product name¹	Issuer	Bloomberg	Reuters	ISIN/WPK/ Valoren²	Domicile	Listed country	Listed currency	Currency hedged	Benchmark	Index replication method³	Legal structure	Collateralised	Underlying exposure	UCITS fund	Expense ratio⁴	AUM \$m⁵	ADV \$m⁶	Listing date	Primary listing	Note
Diversified Broad																				
Diversified																				
1x																				
db x-trackers DBLCI – OY Balanced ETF	db x-trackers	XDBC GY	XDBC.DE	LU0292106167	Luxembourg	Germany	EUR	Yes	Deutsche Bank Liquid Commodity Index	Enhanced	ETF	Yes	Swaps	Yes	55	749.72	1.73	13 Jul 2007	Yes	
db x-trackers DBLCI – OY Balanced ETF	db x-trackers	XDBC IM	XDBC.MI	LU0292106167	Luxembourg	Italy	EUR	Yes	Deutsche Bank Liquid Commodity Index	Enhanced	ETF	Yes	Swaps	Yes	55	749.72	0.09	18 Feb 2009	No	
db x-trackers DBLCI – OY Balanced ETF	db x-trackers	XDBC LN	XDBC.L	LU0292106167	Luxembourg	United Kingdom	GBp	Yes	Deutsche Bank Liquid Commodity Index	Enhanced	ETF	Yes	Swaps	Yes	55	749.72	0.28	13 Nov 2008	No	
db x-trackers DBLCI – OY Balanced ETF	db x-trackers	XDBD LN	XDBD.L	LU0292106167	Luxembourg	United Kingdom	USD	No	Deutsche Bank Liquid Commodity Index	Enhanced	ETF	Yes	Swaps	Yes	55	749.72	0.13	13 Nov 2008	No	
Lyxor ETF Commodities CRB	Lyxor	CRB FP	CRB.PA	FR0010270033	France	France	EUR	No	Reuters/Jefferies CRB Total Return	Classic	ETF	Yes	Swaps	Yes	35	563.90	1.02	1 Feb 2006	Yes	
Lyxor ETF Commodities CRB	Lyxor	CRB EB	–	FR0010270033	France	France	EUR	No	Reuters/Jefferies CRB Total Return	Classic	ETF	Yes	Swaps	Yes	35	563.90	0.00	3 Feb 2011	No	
Lyxor ETF Commodities CRB	Lyxor	LYXCRB GY	LYXCRB.DE	FR0010270033	France	Germany	EUR	No	Reuters/Jefferies CRB Total Return	Classic	ETF	Yes	Swaps	Yes	35	563.90	0.43	9 Aug 2006	No	
Lyxor ETF Commodities CRB	Lyxor	CRB IM	CRB.MI	FR0010270033	France	Italy	EUR	No	Reuters/Jefferies CRB Total Return	Classic	ETF	Yes	Swaps	Yes	35	563.90	0.62	1 Jun 2006	No	
Lyxor ETF Commodities CRB	Lyxor	CRB SM	CRB.MC	FR0010270033	France	Spain	EUR	No	Reuters/Jefferies CRB Total Return	Classic	ETF	Yes	Swaps	Yes	35	563.90	0.00	19 Jul 2010	No	
iShares Dow Jones-UBS Commodity Swap (DE) ETF	iShares	DJCOMEX GY	DJCOMEX.DE	DE000A0H0728	Germany	Germany	EUR	No	Dow Jones-UBS Commodity Swap (SM)	Classic	ETF	Yes	Swaps	Yes	47	528.31	1.16	8 Jul 2007	Yes	
iShares Dow Jones-UBS Commodity Swap (DE) ETF	iShares	DJC FP	DJC.PA	DE000A0H0728	Germany	France	EUR	No	Dow Jones-UBS Commodity Swap (SM)	Classic	ETF	Yes	Swaps	Yes	47	528.31	0.65	27 Mar 2008	No	
iShares Dow Jones-UBS Commodity Swap (DE) ETF	iShares	DJCOMEX IM	DJCOMEX.MI	DE000A0H0728	Germany	Italy	EUR	No	Dow Jones-UBS Commodity Swap (SM)	Classic	ETF	Yes	Swaps	Yes	47	528.31	0.03	26 Feb 2008	No	
Lyxor ETF Commodities CRB (USD)	Lyxor	CRB SW	CRB.S	FR0010318998	France	Switzerland	USD	No	Reuters/Jefferies CRB Total Return	Classic	ETF	Yes	Swaps	Yes	35	441.01	1.22	26 Jun 2006	Yes	
ETFS All Commodities DJ-UBSCI SM	ETF Securities	AIGC LN	AIGC.L	GB00B15KY989	Jersey	United Kingdom	USD	No	Dow Jones-UBS Commodity Index Total Return	Classic	ETC	Yes	Swaps	No	49	351.17	1.87	27 Sep 2006	Yes	
ETFS All Commodities DJ-UBSCI SM	ETF Securities	AIGCP FP	AIGCP.PA	GB00B15KY989	Jersey	France	EUR	No	Dow Jones-UBS Commodity Index Total Return	Classic	ETC	Yes	Swaps	No	49	351.17	0.01	28 Feb 2007	No	
ETFS All Commodities DJ-UBSCI SM	ETF Securities	OD7V GY	OD7V .DE	DE000A0KRK6C	Jersey	Germany	EUR	No	Dow Jones-UBS Commodity Index Total Return	Classic	ETC	Yes	Swaps	No	49	351.17	0.11	11 Mar 2006	No	
ETFS All Commodities DJ-UBSCI SM	ETF Securities	OD7V GS	OD7V .SG	DE000A0KRK6C	Jersey	Germany	EUR	No	Dow Jones-UBS Commodity Index Total Return	Classic	ETC	Yes	Swaps	No	49	351.17	0.00	11 Mar 2006	No	
ETFS All Commodities DJ-UBSCI SM	ETF Securities	AIGC IM	AIGC.MI	GB00B15KY989	Jersey	Italy	EUR	No	Dow Jones-UBS Commodity Index Total Return	Classic	ETC	Yes	Swaps	No	49	351.17	0.07	13 Apr 2007	No	
ETFS All Commodities DJ-UBSCI SM	ETF Securities	AGCP LN	AGCPL	GB00B15KY989	Jersey	United Kingdom	GBp	No	Dow Jones-UBS Commodity Index Total Return	Classic	ETC	Yes	Swaps	No	49	351.17	0.25	29 Oct 2007	No	
Market Access Rogers International Commodity Index Fund	RBS	M9SA GY	A0JK68.DE	LU0249326488	Luxembourg	Germany	EUR	No	Rogers International Commodity Index	Classic	ETF	Yes	Swaps	Yes	85	291.22	0.43	23 May 2006	Yes	
Market Access Rogers International Commodity Index Fund	RBS	MRIC AV	LU024326488.VI	LU0249326488	Luxembourg	Austria	EUR	No	Rogers International Commodity Index	Classic	ETF	Yes	Swaps	Yes	85	291.22	0.00	6 Dec 2007	No	
Market Access Rogers International Commodity Index Fund	RBS	RICI IM	RICIETF.MI	LU0249326488	Luxembourg	Italy	EUR	No	Rogers International Commodity Index	Classic	ETF	Yes	Swaps	Yes	85	291.22	0.01	25 Jun 2008	No	
Market Access Rogers International Commodity Index Fund	RBS	MRIC NA	MRIC.AS	LU0249326488	Luxembourg	Netherlands	EUR	No	Rogers International Commodity Index	Classic	ETF	Yes	Swaps	Yes	85	291.22	0.01	26 Jul 2007	No	
Market Access Rogers International Commodity Index Fund	RBS	MRIC SW	MRIC.S	LU0249326488	Luxembourg	Switzerland	USD	No	Rogers International Commodity Index	Classic	ETF	Yes	Swaps	Yes	85	291.22	0.52	18 Jun 2007	No	
Market Access Rogers International Commodity Index Fund	RBS	RICI LN	RICI.C.L	LU0249326488	Luxembourg	United Kingdom	GBP	No	Rogers International Commodity Index	Classic	ETF	Yes	Swaps	Yes	85	291.22	0.11	2 Jul 2010	No	
EasyETF S&P GSCI Capped Commodity 35/20 ETF	EasyETF	GSCIEUR GY	GSCIEUR.DE	LU0203243414	Luxembourg	Germany	EUR	No	S&P GSCI TM Capped Commodity 35/20 Index	Classic	ETF	Yes	Swaps	Yes	30	220.66	0.94	19 May 2005	Yes	
EasyETF S&P GSCI Capped Commodity 35/20 ETF	EasyETF	GSCIUSD SW	GSCIS.S	LU0203243844	Luxembourg	Switzerland	USD	No	S&P GSCI TM Capped Commodity 35/20 Index	Classic	ETF	Yes	Swaps	Yes	30	220.66	0.79	31 May 2005	No	
EasyETF S&P GSCI TM Capped Commodity 35/20 (EUR)	EasyETF	GSCI NA	–	LU0203243414	Luxembourg	Netherlands	EUR	No	S&P GSCI Capped Commodity 35/20 Total Return Index	Classic	ETF	Yes	Swaps	Yes	30	220.66	0.02	4 Nov 2011	No	
ComStage ETF Commerzbank Commodity EW Index TR ETF	ComStage	CBCOMM GY	CBCOMMO.DE	LU0419741177	Luxembourg	Germany	EUR	No	Commerzbank Commodity EW Index	Classic	ETF	Yes	Swaps	Yes	30	129.49	0.15	28 May 2009	Yes	
ComStage ETF Commerzbank Commodity EW Index TR ETF	ComStage	CBCOMM GS	CBCOMMO.DE	LU0419741177	Luxembourg	Germany	EUR	No	Commerzbank Commodity EW Index	Classic	ETF	Yes	Swaps	Yes	30	129.49	0.02	28 May 2009	No	
ComStage ETF Commerzbank Commodity EW Index TR ETF	ComStage	CBCOMM SW	CBCOMMO.S	LU0419741177	Luxembourg	Switzerland	CHF	No	Commerzbank Commodity EW Index	Classic	ETF	Yes	Swaps	Yes	30	129.49	0.00	4 Nov 2009	No	
ComStage ETF Commerzbank Commodity EW Index TR ETF	ComStage	C090US SW	CBCOMMOUS.S	LU0419741177	Luxembourg	Switzerland	USD	No	Commerzbank Commodity EW Index	Classic	ETF	Yes	Swaps	Yes	30	129.49	–	1 Jun 2010	No	
ComStage ETF Commerzbank Commodity EW Index TR ETF	ComStage	CBCOMMUS SW	CBCOMMOUS.S	LU0419741177	Luxembourg	Switzerland	USD	No	Commerzbank Commodity EW Index	Classic	ETF	Yes	Swaps	Yes	30	129.49	0.00	1 Jun 2010	No	
db x-trackers DB COMMODITY BOOSTER DJ-UBSCI ETF	db x-trackers	D5BN GY	D5BN.DE	LU0474561858	Luxembourg	Germany	USD	No	DB Commodity Booster DJ-UBSCI USD Index	Enhanced	ETF	Yes	Swaps	Yes	95	120.25	0.00	12 Jan 2010	Yes	7
db x-trackers DB Commodity Booster – DJ-UBSCI Euro ETF	db x-trackers	XCBE GY	XCBE.DE	LU0429790743	Luxembourg	Germany	EUR	Yes	DB Commodity Booster DJ-UBSCI EUR Index	Enhanced	ETF	Yes	Swaps	Yes	95	119.36	0.08	24 Jul 2009	Yes	
db x-trackers DB Commodity Booster – DJ-UBSCI Euro ETF	db x-trackers	XCBE IM	XCBE.MI	LU0429790743	Luxembourg	Italy	EUR	Yes	DB Commodity Booster DJ-UBSCI EUR Index	Enhanced	ETF	Yes	Swaps	Yes	95	119.36	0.01	27 Oct 2009	No	
LGIM Commodity Composite Source ETF	Source	LGCU LN	LGCU.L	IE00B4TXPP71	Ireland	United Kingdom	USD	No	LGIM Commodity Composite Index	Enhanced	ETF	Yes	Swaps	Yes	40	92.57	0.51	3 Jan 2012	Yes	
LGIM Commodity Composite Source ETF	Source	LGCF PZ	–	IE00B4TXPP71	Ireland	United Kingdom	GBP	No	LGIM Commodity Composite Index	Enhanced	ETF	Yes	Swaps	Yes	40	92.57	0.00	3 Jan 2012	No	
LGIM Commodity Composite Source ETF	Source	LGCF LN	LGCF.L	IE00B4TXPP71	Ireland	United Kingdom	GBP	No	LGIM Commodity Composite Index	Enhanced	ETF	Yes	Swaps	Yes	40	92.57	0.00	3 Jan 2012	No	
db x-trackers DBLCI-OY Balanced ETF 2C ETF	db x-trackers	XBCU LN	XBCU.L	LU0460391732	Luxembourg	United Kingdom	USD	No	Deutsche Bank Liquid Commodity Index	Classic	ETF	Yes	Swaps	Yes	55	73.84	0.32	14 Jun 2010	Yes	
db x-trackers DBLCI-OY Balanced ETF 2C ETF	db x-trackers	XSVT GY	DSWT.DE	LU0460391732	Luxembourg	Germany	USD	No	Deutsche Bank Liquid Commodity Index	Classic	ETF	Yes	Swaps	Yes	55	73.84	0.00	12 Jan 2010	No	
UBS ETFs plc – CMCI COMPOSITE SF EUR-I	UBS	CCEUIS SW	CCEUIS.S	IE00B5T0R047	Ireland	Switzerland	EUR	Yes	UBS Bloomberg Constant Maturity Commodity Index Excess Return	Forward	ETF	Yes	Swaps	Yes	45	53.35	0.05	2 Mar 2011	Yes	
UBS ETF PLCS – CMCI Composite SF I acc USD	UBS	CCUSIS SW	CCUSIS.S	IE00B56HZD74	Ireland	Switzerland	USD	No	UBS CommodityCMCI Composite USD Total Return Index	Forward	ETF	Yes	Swaps	Yes	45	50.44	0.17	3 Nov 2010	Yes	
ETFS Forward All Commodities DJ-UBSCI SM F3	ETF Securities	FAIG LN	FAIG.L	JE00B24DMC49	Jersey	United Kingdom	USD	No	Dow Jones-UBS All Commodities 3 Month Forward Total Return	Forward	ETC	Yes	Swaps	No	49	48.81	1.19	10 Oct 2007	Yes	
ETFS Forward All Commodities DJ-UBSCI SM F3	ETF Securities	FAIGP FP	FAIGP.PA	JE00B24DMC49	Jersey	France	EUR	No	Dow Jones-UBS All Commodities 3 Month Forward Total Return	Forward	ETC	Yes	Swaps	No	49	48.81	0.00	19 Feb 2008	No	
ETFS Forward All Commodities DJ-UBSCI SM F3	ETF Securities	9GAF GY	OD75.DE	DE000A0SVX34	Jersey	Germany	EUR	No	Dow Jones-UBS All Commodities 3 Month Forward Total Return	Forward	ETC	Yes	Swaps	No	49	48.81	0.01	27 Nov 2007	No	
ETFS Forward All Commodities DJ-UBSCI SM F3	ETF Securities	9GAF GS	OD75.SG	DE000A0SVX34	Jersey	Germany	EUR	No	Dow Jones-UBS All Commodities 3 Month Forward Total Return	Forward	ETC	Yes	Swaps	No	49	48.81	0.00	27 Nov 2007	No	
ETFS Forward All Commodities DJ-UBSCI SM F3	ETF Securities	FAIG IM	FAIG.MI	JE00B24DMC49	Jersey	Italy	EUR	No	Dow Jones-UBS All Commodities 3 Month Forward Total Return	Forward	ETC	Yes	Swaps	No	49	48.81	0.00	23 Jan 2008	No	
UBS ETFs plc – CMCI COMPOSITE SF CHF-I	UBS	CCCHIS SW	CCCHIS.S	E00B5LKPQ49	Ireland	Switzerland	CHF	Yes	UBS Bloomberg Constant Maturity Commodity Index Excess Return	Forward	ETF	Yes	Swaps	Yes	45	40.60	0.11	2 Mar 2011	Yes	
db Mean Reversion ETC	db x-trackers	XEM8 LN	XEM8.L	GB00B4N0QN94	Jersey	United Kingdom	USD	No	db Mean Reversion USD Index	Enhanced	ETC	Yes	Swaps	No	45	25.90	0.00	29 Nov 2010	Yes	
UBS ETF PLCS – CMCI Composite SF A acc USD	UBS	CCUSAS SW	CCUSAS.S	IE00B52H0131	Ireland	Switzerland	USD	No	UBS CommodityCMCI Composite USD Total Return Index	Forward	ETF	Yes	Swaps	Yes	62	22.66	0.07	18 Jan 2011	Yes	
db x-tracker DB Commodity Booster – DJ-UBSCI (CHF) ETF	db x-trackers	XCBC SW	XCBC.S	LU0429791477	Luxembourg	Switzerland	CHF	Yes	DB Commodity Booster DJ-UBSCI CHF Index	Enhanced	ETF	Yes	Swaps	Yes	95	21.04	0.02	1 Oct 2009	Yes	
Amundi ETF Commodities S&P GSCI ETF	Amundi	CL7 FP	CL7.PA	FR0010821728	France	France	USD	No	S&P GSCI Light Energy Total Return Index	Classic	ETF	Yes	Swaps	Yes	30	19.36	0.01	15 Jan 2010	Yes	
Amundi ETF Commodities S&P GSCI ETF	Amundi	CL7GR GY	CL7.DE	FR0010821728	France	Germany	USD	No	S&P GSCI Light Energy Total Return Index	Classic	ETF	Yes	Swaps	Yes	30	19.36	0.00	14 Apr 2010	No	
Amundi ETF Commodities S&P GSCI ETF	Amundi	CL7 IM	CL7.MI	FR0010821728	France	Italy	EUR	No	S&P GSCI Light Energy Total Return Index	Classic	ETF	Yes	Swaps	Yes	30	19.36	0.01	19 Apr 2010	No	
Amundi ETF Commodities S&P GSCI ETF	Amundi	CL7 SW	CL7.S	FR0010821728	France	Switzerland	USD	No	S&P GSCI Light Energy Total Return Index	Classic	ETF	Yes	Swaps	Yes	30	19.36	0.00	4 May 2010	No	
UBS ETFs plc – CMCI COMPOSITE SF CHF-A	UBS	CCCHAS SW	CCCHAS.S	IE00B58FQX63	Ireland	Switzerland	CHF	Yes	UBS Bloomberg Constant Maturity Commodity Index Excess Return	Forward	ETF	Yes	Swaps	Yes	62	17.04	0.02	2 Mar 2011	Yes	
ETFX DJ-UBS All Commodities Forward 3 Month Fund	ETF Securities	COMF LN	COMF.L	IE00B4WPHX27	Ireland	United Kingdom	USD	No	Dow Jones-UBS All Commodities 3 Month Forward Total Return	Forward	ETF	Yes	Swaps	Yes	55	16.81	0.05	18 Mar 2010	Yes	
ETFX DJ-UBS All Commodities Forward 3 Month Fund	ETF Securities	ETL2 GY	ETL2.DE	DE000A1CXBV8	Ireland	Germany	EUR	No	Dow Jones-UBS All Commodities 3 Month Forward Total Return	Forward	ETF	Yes	Swaps	Yes	55	16.81	0.01	5 Jun 2010	No	

Europe (continued)

Product name ¹	Issuer	Bloomberg	Reuters	ISIN/WPK/ Valoren ²	Domicile	Listed country	Trading currency	Currency hedged	Benchmark	Index replication method ³	Legal structure	Collater- alised	Underlying exposure	UCITS fund	Expense ratio ⁴	AUM \$m ⁵	ADV \$m ⁶	Listing date	Primary listing	Note
ETF DJ-UBS All Commodities Forward 3 Month Fund	ETF Securities	CMFP LN	CMFP.L	IE00B4WPHX27	Ireland	United Kingdom	GBP	No	Dow Jones-UBS All Commodities 3 Month Forward Total Return	Forward	ETF	Yes	Swaps	Yes	55	16.81	0.04	18 Mar 2010	No	
db Commodity Booster ETC	db x-trackers	XCT5 LN	XCT5.L	GB00B3WH1Q22	Jersey	United Kingdom	USD	No	db Commodity BoosterIndex	Enhanced	ETC	Yes	Swaps	No	45	14.79	0.01	1 Jul 2010	Yes	
db Commodity Booster ETC	db x-trackers	XCT5 SW	XCT5.S	GB00B3WH1Q22	Jersey	Switzerland	USD	No	db Commodity BoosterIndex	Enhanced	ETC	Yes	Swaps	No	45	14.79	0.02	9 Nov 2010	No	
RICI Enhanced Index ETC	RBS	9J6I GY	9J6I.DE	NL0009360718	Germany	Germany	EUR	No	Rogers International Commodity Index	Enhanced	ETC	Yes	Swaps	No	85	14.46	0.00	23 Apr 2010	Yes	
db S&P GSCI ETC	db x-trackers	XET5 LN	XET5.L	GB00B3WP6619	Jersey	United Kingdom	USD	No	S&P GSCI Enhanced Commodity Index	Classic	ETC	Yes	Swaps	No	45	13.80	0.00	1 Jul 2010	Yes	
db S&P GSCI ETC	db x-trackers	XET5 SW	XET5.S	GB00B3WP6619	Jersey	Switzerland	USD	No	S&P GSCI Enhanced Commodity Index	Classic	ETC	Yes	Swaps	No	45	13.80	0.00	9 Nov 2010	No	
db Metals & Energy Booster ETC (EUR)	db x-trackers	XCTA GY	XCTA.DE	DE000A1NY0U7	Jersey	Germany	EUR	No	db Metals & Energy Booster Euro Unhedged Index	Enhanced	ETC	Yes	Swaps	No	45	11.66	0.00	25 Jan 2012	Yes	
Lyxor ETF Broad Commodities Optimix TR – C-USD	Lyxor	OPTM LN	OPTM.L	LU0721448131	Luxembourg	United Kingdom	USD	No	SGI Commodities Optimix TR	Enhanced	ETF	Yes	Swaps	Yes	35	11.48	0.19	1 Mar 2012	Yes	
Lyxor ETF Broad Commodities Optimix TR – C-GBP	Lyxor	OPTG LN	OPTG.L	LU0721448131	Luxembourg	United Kingdom	GBP	No	SGI Commodities Optimix TR	Enhanced	ETF	Yes	Swaps	Yes	35	11.48	0.00	1 Mar 2012	No	
Lyxor ETF Broad Commodities Optimix TR – C-USD	Lyxor	LYPY GY	-	LU0721447919	Luxembourg	Germany	EUR	No	SGI Commodities Optimix TR	Enhanced	ETF	Yes	Swaps	Yes	35	11.48	0.00	26 Mar 2012	No	
Lyxor ETF Broad Commodities Momentum TR – C-USD	Lyxor	MOMT LN	MOMT.L	LU0721447752	Luxembourg	United Kingdom	USD	No	SGI Commodities Curve Momentum Beta+ TR	Enhanced	ETF	Yes	Swaps	Yes	35	11.32	0.00	1 Mar 2012	Yes	
Lyxor ETF Broad Commodities Momentum TR – C-GBP	Lyxor	MOMG LN	MOMG.L	LU0721447752	Luxembourg	United Kingdom	GBP	No	SGI Commodities Curve Momentum Beta+ TR	Enhanced	ETF	Yes	Swaps	Yes	35	11.32	0.00	1 Mar 2012	No	
Lyxor ETF Broad Commodities Momentum TR – C-USD	Lyxor	LYPX GY	-	LU0721447596	Luxembourg	Germany	EUR	No	SGI Commodities Curve Momentum Beta+ TR	Enhanced	ETF	Yes	Swaps	Yes	35	11.32	0.00	26 Mar 2012	No	
XACT Commodity	XACT	XACTRAVA SS	XACTRAVA.ST	LU0530354181	Luxembourg	Sweden	SEK	No	SHB Commodity Excess Return Index	Classic	ETF	Yes	Swaps	Yes	70	10.95	0.24	12 Oct 2010	Yes	
DBLCl – OY Balanced ETF (CHF)	db x-trackers	XDCS SW	XDCS.S	LU0460392110	Luxembourg	Switzerland	CHF	Yes	Deutsche Bank Liquid Commodities Indices Optimum Yield (DBLCl-OY)	Enhanced	ETF	Yes	Swaps	Yes	55	10.66	0.02	9 Jun 2010	Yes	
UBS ETFs plc – DJ-UBS Commodity Index SF A-acc EUR	UBS	DCEUAS SW	DCEUAS.S	IE00B58ZM503	Ireland	Switzerland	EUR	No	Dow Jones-UBS Commodity Index	Classic	ETF	Yes	Swaps	Yes	62	10.49	0.07	28 Apr 2011	Yes	
UBS ETF PLC – DJ-UBS Commodity Index SF A acc USD	UBS	DCUSAS SW	DCUSAS.S	IE00B5B3W843	Ireland	Switzerland	USD	No	DJ-UBS Commodity Excess Return Index	Classic	ETF	Yes	Swaps	Yes	62	9.94	0.11	9 Feb 2011	Yes	
UBS ETFs plc – DJ-UBS Commodity Index SF A-acc CHF	UBS	DCHAS SW	DCHAS.S	IE00B598DX38	Ireland	Switzerland	CHF	No	Dow Jones-UBS Commodity Index	Classic	ETF	Yes	Swaps	Yes	62	6.89	0.04	28 Apr 2011	Yes	
UBS ETFs plc – CMCI COMPOSITE SF EUR-A	UBS	CCEUAS SW	CCEUAS.S	IE00B58HMN42	Ireland	Switzerland	EUR	Yes	UBS Bloomberg Constant Maturity Commodity Index Excess Return	Forward	ETF	Yes	Swaps	Yes	62	6.18	0.01	2 Mar 2011	Yes	
RBS Market Access S&P GSCI Capped Component 35/20 2x Leverage Monthly Index ETF	RBS	RGSL SW	RGSL.S	LU0562665850	Luxembourg	Switzerland	CHF	No	S&P GSCI Capped Component 35/20 2x Leveraged Monthly Index	Classic	ETF	Yes	Swaps	Yes	65	5.85	0.00	18 Apr 2011	No	
Source S&P GSCI Total Return Treasury Bill Secured ETC (T-ETC)	Source	SGSCI GY	SGSCI.DE	XS0417130035	Ireland	Germany	EUR	No	S&P GSCI Total Return Index	Classic	ETC	Yes	Swaps	No	49	5.46	0.00	20 Apr 2009	Yes	
Source S&P GSCI Total Return Treasury Bill Secured ETC (T-ETC)	Source	SGSCI SW	SGSCI.S	XS0417130035	Ireland	Switzerland	USD	No	S&P GSCI Total Return Index	Classic	ETC	Yes	Swaps	No	49	5.46	0.00	8 Nov 2010	No	
iPath S&P GSCI Index Total Return ETN	iPath	SPGS GY	SPGS.DE	DE000BC1DBG1	Germany	Germany	EUR	No	S&P GSCI Total Return Index	Classic	ETN	No	Swaps	No	75	5.40	0.00	23 Feb 2010	Yes	
iPath S&P GSCI Index Total Return ETN	iPath	SPGS LN	SPGS.L	DE000BC1DBG1	Germany	United Kingdom	GBP	No	S&P GSCI Total Return Index	Classic	ETN	No	Swaps	No	75	5.40	0.00	27 Apr 2010	No	
UBS ETFs plc – DJ-UBS Commodity Index SF A-acc GBP	UBS	DCGBAS SW	DCGBAS.S	IE00B5993T22	Ireland	Switzerland	GBP	No	Dow Jones-UBS Commodity Index	Classic	ETF	Yes	Swaps	Yes	62	5.34	0.05	28 Apr 2011	Yes	
db x-trackers DBLCl – OY Balanced ETF	db x-trackers	DBPN GY	DBPN.DE	LU0455008614	Luxembourg	Germany	USD	No	Deutsche Bank Liquid Commodity Index	Classic	ETF	Yes	Swaps	Yes	55	5.28	0.00	12 Jan 2010	No	
Lyxor ETF S&P GSCI Aggregate 3 Months Forward	Lyxor	GSAU LN	GSAU.L	LU0721447240	Luxembourg	United Kingdom	USD	No	S&P GSCI 3-Month Forward Capped Sector Equal Weigh Index Total Return	Forward	ETF	Yes	Swaps	Yes	35	4.78	0.00	26 Mar 2012	Yes	
Lyxor ETF S&P GSCI Aggregate 3 Months Forward	Lyxor	LYPW GY	-	LU0721447083	Luxembourg	Germany	EUR	No	S&P GSCI 3-Month Forward Capped Sector Equal Weigh Index Total Return	Forward	ETF	Yes	Swaps	Yes	35	4.78	0.00	26 Mar 2012	No	
Lyxor ETF S&P GSCI Aggregate 3 Months Forward	Lyxor	GSAG LN	LYGSAG.L	LU0721447240	Luxembourg	United Kingdom	GBP	No	S&P GSCI 3-Month Forward Capped Sector Equal Weigh Index Total Return	Forward	ETF	Yes	Swaps	Yes	35	4.78	0.00	26 Mar 2012	No	
UBS ETFs plc – DJ-UBS Commodity Index SF I-acc CHF	UBS	DCHIS SW	DCHIS.S	IE00B55TR618	Ireland	Switzerland	CHF	No	Dow Jones-UBS Commodity Index	Classic	ETF	Yes	Swaps	Yes	45	4.47	0.04	28 Apr 2011	Yes	
UBS ETF PLC – DJ-UBS Commodity Index SF I-acc USD	UBS	DCUSIS SW	DCUSIS.S	IE00B57PM175	Ireland	Switzerland	USD	No	DJ-UBS Commodity Excess Return Index	Classic	ETF	Yes	Swaps	Yes	45	3.42	0.03	3 Nov 2010	Yes	
UBS ETFs plc – DJ-UBS Commodity Index SF I-acc GBP	UBS	DCGBIS SW	DCGBIS.S	IE00B5BQQ115	Ireland	Switzerland	GBP	No	Dow Jones-UBS Commodity Index	Classic	ETF	Yes	Swaps	Yes	45	2.44	0.03	28 Apr 2011	Yes	
db Commodity Booster Euro Hedged ETC	db x-trackers	XCTE GY	XCTE.DE	DE000A1ED2F0	Jersey	Germany	EUR	Yes	db Commodity Booster EUR Index	Enhanced	ETC	Yes	Swaps	No	45	2.23	0.00	8 Apr 2010	Yes	
db Commodity Booster Euro Hedged ETC	db x-trackers	XCTE GS	XCTE.SG	DE000A1ED2F0	Germany	Germany	EUR	Yes	db Commodity Booster EUR Index	Enhanced	ETC	Yes	Swaps	No	45	2.23	0.00	8 Apr 2010	No	
db Commodity Booster Euro Hedged ETC	db x-trackers	XCTE IM	XCTE.MI	DE000A1ED2F0	Jersey	Italy	EUR	Yes	db Commodity Booster EUR Index	Enhanced	ETC	Yes	Swaps	No	45	2.23	0.00	27 Jul 2011	No	
UBS ETFs plc – DJ-UBS Commodity Index SF I-acc EUR	UBS	DCEUIS SW	DCEUIS.S	IE00B55S0920	Ireland	Switzerland	EUR	No	Dow Jones-UBS Commodity Index	Classic	ETF	Yes	Swaps	Yes	45	1.96	0.05	28 Apr 2011	Yes	
Lyxor ETF CRB GBP	Lyxor	LCTY LN	LCTY.L	FR0010455485	France	United Kingdom	GBP	No	Reuters/Jefferies CRB Total Return	Classic	ETF	Yes	Swaps	Yes	35	1.18	0.48	28 Jun 2007	Yes	
Lyxor ETF CRB USD	Lyxor	LCTU LN	LCTU.L	FR0010455485	France	United Kingdom	USD	No	Reuters/Jefferies CRB Total Return	Classic	ETF	Yes	Swaps	Yes	35	1.18	0.06	28 Aug 2007	No	
db Commodity Risk Balanced Euro Hedged ETC	db x-trackers	XETT GY	XETT.DE	DE000A1L9Y11	Jersey	Germany	EUR	No	db Commodity Risk Balanced EUR Index	Classic	ETC	Yes	Swaps	No	45	1.14	0.00	7 Nov 2011	Yes	
db Mean Reversion Euro Hedged ETC	db x-trackers	XEMR GR	XEMR.F	DE000A1E6XY8	Jersey	Germany	EUR	Yes	db Mean Reversion EUR Index	Enhanced	ETC	Yes	Swaps	No	45	1.14	0.00	28 Jul 2011	Yes	
db Mean Reversion Euro Hedged ETC	db x-trackers	XEMR IM	XEMR.MI	DE000A1E6XY8	Jersey	Italy	EUR	Yes	db Mean Reversion EUR Index	Enhanced	ETC	Yes	Swaps	No	45	1.14	0.00	28 Jul 2011	No	
db x-trackers DBLCl-OY Balanced ETF – 3C	db x-trackers	XD5G GY	-	LU0460391906	Luxembourg	United Kingdom	GBP	Yes	DBLCl-OY Balanced Index	Enhanced	ETF	Yes	Swaps	Yes	55	0.73	0.00	9 Feb 2011	Yes	
db x-trackers DBLCl-OY Balanced ETF – 3C	db x-trackers	XDBG LN	XDBG.L	LU0460391906	Luxembourg	United Kingdom	GBP	Yes	DBLCl-OY Balanced Index	Enhanced	ETF	Yes	Swaps	Yes	55	0.73	0.53	2 Sep 2011	No	
iPath Dow Jones-UBS Commodity Index Total Return ETN	iPath	DJUB GY	DJUB.DE	DE000BC1C7J1	Germany	Germany	EUR	No	Dow Jones-UBS Commodity Index	Classic	ETN	No	Swaps	No	75	0.70	0.00	23 Feb 2010	Yes	
iPath Dow Jones-UBS Commodity Index Total Return ETN	iPath	DJUB LN	DJUB.L	DE000BC1C7J1	Germany	United Kingdom	GBP	No	Dow Jones-UBS Commodity Index	Classic	ETN	No	Swaps	No	75	0.70	0.00	29 Apr 2010	No	
iShares S&P GSCI Dynamic Roll Commodity Swap	iShares	SDYC LN	SDYC.L	IE00B3SD0F69	Ireland	United Kingdom	GBP	No	S&P GSCI Dynamic Roll Capped Commodity 35/20 Index	Classic	ETF	Yes	Swaps	Yes	45	0.25	0.01	23 Jan 2012	Yes	
iShares S&P GSCI Dynamic Roll Commodity Swap	iShares	IDRC LN	IDRC.L	IE00B3SD0F69	Ireland	United Kingdom	USD	No	S&P GSCI Dynamic Roll Capped Commodity 35/20 Index	Classic	ETF	Yes	Swaps	Yes	45	0.25	0.03	23 Jan 2012	No	
ETFS GBP Daily Hedged All Commodities DJ-UBS PD SM	ETF Securities	PALL LN	PALL.L	JE00B6S1W779	Jersey	United Kingdom	GBP	Yes	Dow Jones-UBS Commodity Index Pound Sterling Hedged Daily Total Return	Classic	ETC	Yes	Swaps	No	49	0.23	0.00	3 Feb 2012	Yes	
ETFS EUR Daily Hedged All Commodities DJ-UBS ED SM	ETF Securities	00XK GY	00XK.DE	DE000A1NZLK2	Jersey	Germany	EUR	Yes	Dow Jones-UBS Commodity Index Euro Hedged Daily Total Return	Classic	ETC	Yes	Swaps	No	50	0.13	0.00	15 Mar 2012	Yes	
NEW ETFS EUR Daily Hedged Forward All Commodities DJ-UBS ED F3 SM	ETF Securities	EFCM IM	EFCM.MI	JE00B460QR00	Jersey	Italy	EUR	Yes	Dow Jones-UBS Commodity Index 3 Month Forward Euro Hedged Daily	Forward	ETC	Yes	Swaps	No	49	0.13	0.00	6 July 2012	Yes	
ETFS GBP Daily Hedged Forward All Commodities DJ-UBS PD-F3 SM	ETF Securities	PFCM LN	PFCM.L	JE00B51YNT57	Jersey	United Kingdom	GBP	Yes	Dow Jones-UBS Commodity Index 3 Month Forward Pound Sterling Hedged Daily Total Return	Forward	ETC	Yes	Swaps	No	49	0.08	0.00	3 Feb 2012	Yes	
UBS ETC CMCI – CHF	UBS	CCMCI SW	CCMCI.S	CH0034808169	Switzerland	Switzerland	CHF	Yes	UBS Bloomberg CMCI Composite TR Hedged CHF	Forward	ETN	No	Swaps	No	81	-	0.13	9 Nov 2007	Yes	
UBS ETC CMCI – EUR	UBS	ECMCI SW	ECMCI.S	CH0034808136	Switzerland	Switzerland	EUR	Yes	UBS Bloomberg CMCI Composite Hdged EUR TR	Forward	ETN	No	Swaps	No	50	-	0.10	9 Nov 2007	Yes	
UBS ETC CMCI – USD	UBS	TCMCI SW	TCMCI.S	CH0031794263	Switzerland	Switzerland	USD	No	UBS Bloomberg CMCI Composite USD TR	Forward	ETN	No	Swaps	No	30	-	0.14	27 Jun 2007	Yes	
UBS ETC CMCI 1-Year Constant Maturity	UBS	TCM1Y SW	TCM1Y.S	CH0029777445	Switzerland	Switzerland	USD	No	UBS Bloomberg CMCI Composite USD TR 1Y	Forward	ETN	No	Swaps	No	38	-	0.00	6 Mar 2007	Yes	
UBS ETC CMCI 3-Month Constant Maturity	UBS	TCM3M SW	TCM3M.S	CH0031794214	Switzerland	Switzerland	USD	No	UBS Bloomberg CMCI Composite USD TR 3M	Forward	ETN	No	Swaps	No	38	-	0.00	27 Jun 2007	Yes	
UBS ETC CMCI 3-Month Constant Maturity	UBS	TCM6M SW	TCM6M.S	CH0031794206	Switzerland	Switzerland	USD	No	UBS Bloomberg CMCI Composite USD TR 6M	Forward	ETN	No	Swaps	No	38	-	0.00	13 Jul 2007	Yes	

Europe (continued)

Product name ¹	Issuer	Bloomberg	Reuters	ISIN/WPK/ Valoren ²	Domicile	Listed country	Trading currency	Currency hedged	Benchmark	Index replication method ³	Legal structure	Collater- alised	Underlying exposure	UCITS fund	Expense ratio ⁴	AUM \$m ⁵	ADV \$m ⁶	Listing date	Primary listing	Note
UBS ETC SPGSCI Constant Maturity – USD	UBS	GCMCI SW	GCMCI.S	CH0048491788	Switzerland	Switzerland	USD	No	S&P GSCI Total Return Index	Enhanced	ETN	No	Swaps	No	50	–	0.00	4 Jan 2010	Yes	
UBS ETC on CMCi Composite USD	UBS	CMCI LN	CMCILL	CH0106220491	Switzerland	United Kingdom	USD	No	UBS Bloomberg CMCi Composite USD TR	Forward	ETN	No	Swaps	No	38	–	0.20	10 Mar 2010	Yes	
UBS ETC on CMCi Active Hedged GBP	UBS	ACTG LN	ACTGLL	CH0110817050	Switzerland	United Kingdom	GBP	Yes	UBS Bloomberg CMCi (CMCI) Active TR Index	Active	ETN	No	Swaps	No	175	–	0.02	9 Mar 2010	Yes	
UBS ETC on CMCi Active Hedged EUR	UBS	ACTE LN	ACTELL	CH0110819148	Switzerland	United Kingdom	EUR	Yes	UBS Bloomberg CMCi (CMCI) Active TR Index	Active	ETN	No	Swaps	No	137	–	0.00	9 Mar 2010	Yes	
UBS ETC on CMCi Active USD	UBS	ACTI LN	ACTILL	CH0110819502	Switzerland	United Kingdom	USD	No	UBS Bloomberg CMCi (CMCI) Active TR Index	Active	ETN	No	Swaps	No	125	–	0.00	9 Mar 2010	Yes	
UBS ETC on CMCi Essence USD	UBS	ESSU LN	ESSULL	CH0106346650	Switzerland	United Kingdom	USD	No	UBS Bloomberg CMCi (CMCI) Essence TR Index	Forward	ETN	No	Swaps	No	75	–	0.02	9 Mar 2010	Yes	
UBS ETC on CMCi Essence Hedged EUR	UBS	ESSE LN	ESSELL	CH0106346908	Switzerland	United Kingdom	EUR	Yes	UBS Bloomberg CMCi (CMCI) Essence TR Index	Forward	ETN	No	Swaps	No	87	–	0.00	9 Mar 2010	Yes	
UBS ETC on CMCi Essence Hedged GBP	UBS	ESSG LN	ESSGLL	CH0106385914	Switzerland	United Kingdom	GBP	Yes	UBS Bloomberg CMCi (CMCI) Essence TR Index	Forward	ETN	No	Swaps	No	125	–	0.00	9 Mar 2010	Yes	
UBS ETC on CMCi Composite Hedged EUR	UBS	CMCE LN	CMCELL	CH0106337592	Switzerland	United Kingdom	EUR	Yes	UBS Bloomberg CMCi Composite USD TR	Forward	ETN	No	Swaps	No	50	–	0.01	9 Mar 2010	Yes	
UBS ETC on UBS Bloomberg DJ-UBS Constant Maturity Composite USD	UBS	CMDJ LN	CMDJLL	CH0110822324	Switzerland	United Kingdom	USD	No	UBS Bloomberg CMCi (CMCI) DJ-UBS Constant Maturity Composite TR Index	Forward	ETN	No	Swaps	No	50	–	0.00	9 Mar 2010	Yes	
UBS ETC on UBS Bloomberg DJ-UBS Constant Maturity Composite Hedged EUR	UBS	CMDE LN	CMDELL	CH0110823181	Switzerland	United Kingdom	EUR	Yes	UBS Bloomberg CMCi (CMCI) DJ-UBS Constant Maturity Composite TR Index	Forward	ETN	No	Swaps	No	62	–	0.00	9 Mar 2010	Yes	
UBS ETC on UBS Bloomberg DJ-UBS Constant Maturity Composite Hedged GBP	UBS	CMDG LN	CMDGLL	CH0110825160	Switzerland	United Kingdom	GBP	Yes	UBS Bloomberg CMCi (CMCI) DJ-UBS Constant Maturity Composite TR Index	Forward	ETN	No	Swaps	No	100	–	0.00	9 Mar 2010	Yes	
UBS ETC on UBS Bloomberg SPGSCI Constant Maturity Composite USD	UBS	FLEU LN	FLEULL	CH0106473702	Switzerland	United Kingdom	USD	No	UBS Bloomberg CMCi (CMCI) SPGSCI Constant Maturity Composite TR Index	Forward	ETN	No	Swaps	No	50	–	0.00	9 Mar 2010	Yes	
UBS ETC on UBS Bloomberg SPGSCI Constant Maturity Composite Hedged GBP	UBS	CMCG LN	CMCGLL	CH0106337634	Switzerland	United Kingdom	GBP	Yes	UBS Bloomberg CMCi Composite USD TR	Forward	ETN	No	Swaps	No	88	–	0.00	9 Mar 2010	Yes	
UBS ETC on UBS Bloomberg SPGSCI Constant Maturity Composite Hedged EUR	UBS	FLEE LN	FLEELL	CH0106466847	Switzerland	United Kingdom	EUR	Yes	UBS Bloomberg CMCi (CMCI) SPGSCI Constant Maturity Composite TR Index	Forward	ETN	No	Swaps	No	62	–	0.00	9 Mar 2010	Yes	
UBS ETC on UBS Bloomberg SPGSCI Constant Maturity Composite Hedged GBP	UBS	FLEG LN	FLEGLL	CH0106443218	Switzerland	United Kingdom	GBP	Yes	UBS Bloomberg CMCi (CMCI) SPGSCI Constant Maturity Composite TR Index	Forward	ETN	No	Swaps	No	100	–	0.00	9 Mar 2010	Yes	
UBS ETC on Dow Jones UBS Constant Maturity Composite USD Index	UBS	TDJCM SW	–	CH0116406890	Switzerland	Switzerland	USD	No	Dow-Jones UBS Constant Maturity Index	Forward	ETN	No	Swaps	No	50	–	0.00	14 Sep 2010	Yes	
UBS CMCi Active EUR ETC	UBS	ECMAM SW	–	CH0116406874	Switzerland	Switzerland	EUR	Yes	UBS Bloomberg CMCi Active Hedged EUR Total Return Index	Forward	ETN	No	Swaps	No	137	–	0.00	22 Oct 2010	Yes	
UBS CMCi Active USD ETC	UBS	TCMAM SW	–	CH0116406866	Switzerland	Switzerland	USD	No	UBS Bloomberg CMCi Active USD Total Return Index	Active	ETN	No	Swaps	No	125	–	0.00	22 Oct 2010	Yes	
UBS CMCi Active CHF ETC	UBS	CCMAM SW	–	CH0116406882	Switzerland	Switzerland	CHF	Yes	UBS Bloomberg CMCi Active Hedged CHF Total Return Index	Forward	ETN	No	Swaps	No	147	–	0.00	22 Oct 2010	Yes	
UBS ETC on Dow Jones UBS Constant Maturity Composite EUR Hedged Index	UBS	EDJCM SW	–	CH0116406908	Switzerland	Switzerland	EUR	Yes	Dow-Jones UBS Constant Maturity Index	Forward	ETC	No	Swaps	No	62	–	0.00	14 Sep 2010	Yes	
UBS ETC on Dow Jones UBS Constant Maturity Composite CHF Hedged Index	UBS	CDJCM SW	–	CH0116406916	Switzerland	Switzerland	CHF	Yes	Dow-Jones UBS Constant Maturity Index	Forward	ETC	No	Swaps	No	72	–	0.00	14 Sep 2010	Yes	
-1x																				
ETFS Short All Commodities DJ-UBSCI SM	ETF Securities	SALL LN	SALL.L	JE00B24DKT75	Jersey	United Kingdom	USD	No	Dow Jones-UBS Commodity Index Total Return	Classic	ETC	Yes	Swaps	No	98	29.74	5.03	22 Feb 2008	Yes	
ETFS Short All Commodities DJ-UBSCI SM	ETF Securities	9GAT GY	9GAT.DE	DE000A0V9XJ3	Jersey	Germany	EUR	No	Dow Jones-UBS Commodity Index Total Return	Classic	ETC	Yes	Swaps	No	98	29.74	0.03	6 Apr 2008	No	
ETFS Short All Commodities DJ-UBSCI SM	ETF Securities	9GAT GS	9GAT.SG	DE000A0V9XJ3	Jersey	Germany	EUR	No	Dow Jones-UBS Commodity Index Total Return	Classic	ETC	Yes	Swaps	No	98	29.74	0.00	6 Apr 2008	No	
ETFS Short All Commodities DJ-UBSCI SM	ETF Securities	SALL IM	SALL.MI	JE00B24DKT75	Jersey	Italy	EUR	No	Dow Jones-UBS Commodity Index Total Return	Classic	ETC	Yes	Swaps	No	98	29.74	0.01	26 May 2009	No	
Lyxor ETF S&P GSCI Aggregate Inverse 1 Month Forward	Lyxor	GSAI LN	GSAI.L	LU0721446861	Luxembourg	United Kingdom	USD	No	S&P GSCI® Inverse 1-Month Forward Capped Sector Equal Weight Composite Index Total Return	Classic	ETF	Yes	Swaps	Yes	40	1.67	0.01	26 Mar 2012	Yes	
Lyxor ETF S&P GSCI Aggregate Inverse 1 Month Forward	Lyxor	LYPV GY	–	LU0721446606	Luxembourg	Germany	EUR	No	S&P GSCI® Inverse 1-Month Forward Capped Sector Equal Weight Composite Index Total Return	Classic	ETF	Yes	Swaps	Yes	40	1.67	0.00	26 Mar 2012	No	
Lyxor ETF S&P GSCI Aggregate Inverse 1 Month Forward	Lyxor	GSIU LN	GSIU.L	LU0721446861	Luxembourg	United Kingdom	GBP	No	S&P GSCI® Inverse 1-Month Forward Capped Sector Equal Weight Composite Index Total Return	Classic	ETF	Yes	Swaps	Yes	40	1.67	0.01	26 Mar 2012	No	
2x																				
RBS Market Access S&P GSCI Capped Component 35/20 2x Leverage Monthly Index ETF	RBS	M9SS GY	M9SS.F	LU0562665850	Luxembourg	Germany	EUR	No	S&P GSCI Capped Component 35/20 2x Leveraged Monthly Index	Classic	ETF	Yes	Swaps	Yes	65	5.85	0.00	16 Feb 2011	Yes	
RBS Market Access S&P GSCI Capped Component 35/20 2x Leverage Monthly Index ETF	RBS	RGSL IM	RGSL.MI	LU0562665850	Luxembourg	Italy	EUR	No	S&P GSCI Capped Component 35/20 2x Leveraged Monthly Index	Classic	ETF	Yes	Swaps	Yes	65	5.85	0.00	16 Mar 2011	No	
RBS Market Access S&P GSCI Capped Component 35/20 2x Leverage Monthly Index ETF	RBS	RGSL LN	RGSL.L	LU0562665850	Luxembourg	United Kingdom	GBP	No	S&P GSCI Capped Component 35/20 2x Leveraged Monthly Index	Classic	ETF	Yes	Swaps	Yes	65	5.85	0.00	21 Feb 2011	No	
ETFS Leveraged All Commodities DJ-UBSCI SM	ETF Securities	LALL LN	LALL.L	JE00B2NFV571	Jersey	United Kingdom	USD	No	Dow Jones-UBS Commodity Index Total Return	Classic	ETC	Yes	Swaps	No	98	3.07	0.02	3 Dec 2008	Yes	
ETFS Leveraged All Commodities DJ-UBSCI SM	ETF Securities	4RTS GY	4RTS.DE	DE000A0V9YH5	Jersey	Germany	EUR	No	Dow Jones-UBS Commodity Index Total Return	Classic	ETC	Yes	Swaps	No	98	3.07	0.00	6 Dec 2008	No	
ETFS Leveraged All Commodities DJ-UBSCI SM	ETF Securities	4RTS GS	4RTS.SG	DE000A0V9YH5	Jersey	Germany	EUR	No	Dow Jones-UBS Commodity Index Total Return	Classic	ETC	Yes	Swaps	No	98	3.07	0.00	6 Dec 2008	No	
ETFS Leveraged All Commodities DJ-UBSCI SM	ETF Securities	LALL IM	LALL.MI	JE00B2NFV571	Jersey	Italy	EUR	No	Dow Jones-UBS Commodity Index Total Return	Classic	ETC	Yes	Swaps	No	98	3.07	0.01	26 May 2009	No	
UBS ETC 2X Long CMCi Essence	UBS	ESS2L SW	ESS2L.S	CH0100722740	Switzerland	Switzerland	USD	No	UBS Bloomberg CMCi Essence 2x Long	Forward	ETN	No	Swaps	No	99	–	0.00	20 Apr 2009	Yes	
-2x																				
RBS Market Access S&P GSCI Capped Component 35/20 2x Inverse Monthly Index ETF	RBS	M9SR GY	M9SR.F	LU0562665934	Luxembourg	Germany	EUR	No	S&P GSCI Capped Component 35/20 2x Inverse Monthly Index	Classic	ETF	Yes	Swaps	Yes	65	9.27	0.00	16 Feb 2011	Yes	
RBS Market Access S&P GSCI Capped Component 35/20 2x Inverse Monthly Index ETF	RBS	RGSS IM	RGSS.MI	LU0562665934	Luxembourg	Italy	EUR	No	S&P GSCI Capped Component 35/20 2x Inverse Monthly Index	Classic	ETF	Yes	Swaps	Yes	65	9.27	0.00	16 Mar 2011	No	
RBS Market Access S&P GSCI Capped Component 35/20 2x Inverse Monthly Index ETF	RBS	RGSS SW	RGSS.S	LU0562665934	Luxembourg	Switzerland	CHF	No	S&P GSCI Capped Component 35/20 2x Inverse Monthly Index	Classic	ETF	Yes	Swaps	Yes	65	9.27	0.00	18 Apr 2011	No	
RBS Market Access S&P GSCI Capped Component 35/20 2x Inverse Monthly Index ETF	RBS	RGSS LN	RGSS.L	LU0562665934	Luxembourg	United Kingdom	GBP	No	S&P GSCI Capped Component 35/20 2x Inverse Monthly Index	Classic	ETF	Yes	Swaps	Yes	65	9.27	0.00	21 Feb 2011	No	
Diversified – Light Energy																				
1x																				
EasyETF S&P GSCI Ultra-Light Energy ETF	EasyETF	CUE FP	GSUEUR.PA	LU0246046329	Luxembourg	France	EUR	No	S&P GSCI Ultra Light Energy Total Return Index	Classic	ETF	Yes	Swaps	Yes	30	63.19	0.05	6 Sep 2006	Yes	
EasyETF S&P GSCI Ultra-Light Energy ETF	EasyETF	GSUEUR GY	GSUEUR.DE	LU0246046329	Luxembourg	Germany	EUR	No	S&P GSCI Ultra Light Energy Total Return Index	Classic	ETF	Yes	Swaps	Yes	30	63.19	0.01	6 Apr 2006	No	

Europe (continued)

Product name ¹	Issuer	Bloomberg	Reuters	ISIN/WPK/ Valoren ²	Domicile	Listed country	Trading currency	Currency hedged	Benchmark	Index replication method ³	Legal structure	Collater- alised	Underlying exposure	UCITS fund	Expense ratio ⁴	AUM \$m ⁵	ADV \$m ⁶	Listing date	Primary listing	Note
EasyETF S&P GSCI Ultra-Light Energy ETF	EasyETF	GSUEUR IM	GSUEUR.MI	LU0246046329	Luxembourg	Italy	EUR	No	S&P GSCI Ultra Light Energy Total Return Index	Classic	ETF	Yes	Swaps	Yes	30	63.19	0.00	27 Sep 2006	No	
db x-trackers DB Commodity Booster – S&P GSCI Light Energy Euro ETF	db x-trackers	XCBL GY	XCBL.DE	LU0411078123	Luxembourg	Germany	EUR	Yes	Deutsche Bank Commodity Booster – GSCI Light Energy Euro Index	Enhanced	ETF	Yes	Swaps	Yes	95	14.07	0.01	30 Apr 2009	Yes	
db x-trackers DB Commodity Booster – S&P GSCI Light Energy Euro ETF	db x-trackers	XCBL IM	XCBL.MI	LU0411078123	Luxembourg	Italy	EUR	No	Deutsche Bank Commodity Booster – GSCI Light Energy Euro Index	Enhanced	ETF	Yes	Swaps	Yes	95	14.07	0.00	15 Jun 2009	No	
Source S&P GSCI Light Energy Total Return Treasury Bill Secured ETC (T-ETC)	Source	SGSLE GY	SGSLE.DE	XS0417130894	Ireland	Germany	EUR	No	S&P GSCI Light Energy Total Return Index	Classic	ETC	Yes	Swaps	No	49	7.81	0.05	20 Apr 2009	Yes	
Source S&P GSCI Light Energy Total Return Treasury Bill Secured ETC (T-ETC)	Source	SGSLE GS	SGSLE.SG	XS0417130894	Ireland	Germany	EUR	No	S&P GSCI Light Energy Total Return Index	Classic	ETC	Yes	Swaps	No	49	7.81	0.00	20 Apr 2009	No	
Source S&P GSCI Light Energy Total Return Treasury Bill Secured ETC (T-ETC)	Source	SGSLE SW	SGSLE.S	XS0417130894	Ireland	Switzerland	USD	No	S&P GSCI Light Energy Total Return Index	Classic	ETC	Yes	Swaps	No	49	7.81	0.00	8 Nov 2010	No	
EasyETF S&P GSCI TM Light Energy Dynamic TR	EasyETF	GSDEUR GY	GSDEUR.DE	LU0309198074	Luxembourg	Germany	EUR	No	S&P GSCI Light Energy Dynamic Total Return	Classic	ETF	Yes	Swaps	Yes	30	3.25	0.01	2 Aug 2007	Yes	
Source S&P GSCI Ultra Light Energy Total Return Treasury Bill Secured ETC (T-ETC)	Source	SGSULE GY	SGSULE.DE	XS0417181889	Ireland	Germany	EUR	No	S&P GSCI Ultra Light Energy Total Return Index	Classic	ETC	Yes	Swaps	No	49	0.69	0.00	20 Apr 2009	Yes	
Source S&P GSCI Ultra Light Energy Total Return Treasury Bill Secured ETC (T-ETC)	Source	SGSULE GS	SGSULE.SG	XS0417181889	Ireland	Germany	EUR	No	S&P GSCI Ultra Light Energy Total Return Index	Classic	ETC	Yes	Swaps	No	49	0.69	0.00	20 Apr 2009	No	
db Commodity Booster Light Energy Benchmark ETF (CHF)	db x-trackers	XCBS SW	XCBS.S	LU0460408130	Luxembourg	Switzerland	CHF	Yes	DB Commodity Booster – Benchmark Light Energy Index	Enhanced	ETF	Yes	Swaps	Yes	95	0.53	0.00	9 Jun 2010	Yes	
Diversified – Ex Energy																				
1x																				
Lyxor ETF Commodities CRB Non-Energy (A)	Lyxor	CRN FP	CNRG.PA	FR0010346205	France	France	EUR	No	Reuters/Jefferies CRB Non-Energy	Classic	ETF	Yes	Swaps	Yes	35	186.72	0.30	9 Aug 2006	Yes	
Lyxor ETF Commodities CRB Non-Energy (A)	Lyxor	CRN EB	–	FR0010346205	France	France	EUR	No	Reuters/Jefferies CRB Non-Energy	Classic	ETF	Yes	Swaps	Yes	35	186.72	0.00	8 Aug 2011	No	
Lyxor ETF Commodities CRB Non-Energy (A)	Lyxor	LYXCRN GY	LYXCRN.DE	FR0010346205	France	Germany	EUR	No	Reuters/Jefferies CRB Non-Energy	Classic	ETF	Yes	Swaps	Yes	35	186.72	0.15	22 Nov 2006	No	
Lyxor ETF Commodities CRB Non-Energy (A)	Lyxor	CRBN IM	CRBN.MI	FR0010346205	France	Italy	EUR	No	Reuters/Jefferies CRB Non-Energy	Classic	ETF	Yes	Swaps	Yes	35	186.72	0.10	16 Nov 2006	No	
Lyxor ETF Commodities CRB Non-Energy (A)	Lyxor	CRN SM	LYXCRN.MC	FR0010346205	France	Spain	EUR	No	Reuters/Jefferies CRB Non-Energy	Classic	ETF	Yes	Swaps	Yes	35	186.72	0.00	20 Jul 2010	No	
Lyxor ETF Commodities CRB Non-Energy (A)	Lyxor	LYCRN SW	LYCRN.S	FR0010358887	France	Switzerland	USD	No	Reuters/Jefferies CRB Non-Energy	Classic	ETF	Yes	Swaps	Yes	35	46.11	0.15	24 Oct 2006	Yes	
EasyETF S&P GSNE ETF	EasyETF	CNE FP	EAGS.PA	LU0230484932	Luxembourg	France	EUR	No	S&P GSCI Non-Energy Total Return Index	Classic	ETF	Yes	Swaps	Yes	30	10.66	0.06	21 Jun 2006	Yes	
EasyETF S&P GSNE ETF	EasyETF	GSNEEUR GY	GSNEEUR.DE	LU0230484932	Luxembourg	Germany	EUR	No	S&P GSCI Non-Energy Total Return Index	Classic	ETF	Yes	Swaps	Yes	30	10.66	0.00	10 Feb 2006	No	
EasyETF S&P GSNE ETF	EasyETF	GSNEEU IM	GSNEEU.MI	LU0230484932	Luxembourg	Italy	EUR	No	S&P GSCI Non-Energy Total Return Index	Classic	ETF	Yes	Swaps	Yes	30	10.66	0.00	9 Jun 2006	No	
Amundi ETF Commodities S&P GSCI Non Energy ETF	Amundi	NEG FP	NEG.PA	FR0010821777	France	France	USD	No	S&P GSCI Non-Energy Total Return Index	Classic	ETF	Yes	Swaps	Yes	30	4.49	0.00	15 Jan 2010	Yes	
Amundi ETF Commodities S&P GSCI Non Energy ETF	Amundi	NEGGR GY	NEG.DE	FR0010821777	France	Germany	USD	No	S&P GSCI Non-Energy Total Return Index	Classic	ETF	Yes	Swaps	Yes	30	4.49	0.00	7 Apr 2010	No	
Amundi ETF Commodities S&P GSCI Non Energy ETF	Amundi	NEG IM	NEG.MI	FR0010821777	France	Italy	EUR	No	S&P GSCI Non-Energy Total Return Index	Classic	ETF	Yes	Swaps	Yes	30	4.49	0.00	20 Apr 2010	No	
Amundi ETF Commodities S&P GSCI Non Energy ETF	Amundi	NEG SW	NEG.S	FR0010821777	France	Switzerland	USD	No	S&P GSCI Non-Energy Total Return Index	Classic	ETF	Yes	Swaps	Yes	30	4.49	0.00	27 Apr 2010	No	
ETFS Ex-Energy DJ-UBSCI SM	ETF Securities	AIGX LN	AIGX.L	GB00B15KYD26	Jersey	United Kingdom	USD	No	Dow Jones-UBS Ex-Energy Subindex Total Return	Classic	ETC	Yes	Swaps	No	49	2.66	0.00	27 Sep 2006	Yes	
ETFS Ex-Energy DJ-UBSCI SM	ETF Securities	AIGX FP	AIGX.PA	GB00B15KYD26	Jersey	France	EUR	No	Dow Jones-UBS Ex-Energy Subindex Total Return	Classic	ETC	Yes	Swaps	No	49	2.66	0.00	3 Feb 2007	No	
ETFS Ex-Energy DJ-UBSCI SM	ETF Securities	OD7X GY	OD7X .DE	DE000A0KRKE2	Jersey	Germany	EUR	No	Dow Jones-UBS Ex-Energy Subindex Total Return	Classic	ETC	Yes	Swaps	No	49	2.66	0.00	11 Mar 2006	No	
ETFS Ex-Energy DJ-UBSCI SM	ETF Securities	OD7X GS	OD7X .SG	DE000A0KRKE2	Jersey	Germany	EUR	No	Dow Jones-UBS Ex-Energy Subindex Total Return	Classic	ETC	Yes	Swaps	No	49	2.66	0.00	11 Mar 2006	No	
ETFS Ex-Energy DJ-UBSCI SM	ETF Securities	AIGX IM	AIGX.MI	GB00B15KYD26	Jersey	Italy	EUR	No	Dow Jones-UBS Ex-Energy Subindex Total Return	Classic	ETC	Yes	Swaps	No	49	2.66	0.01	13 Apr 2007	No	
ETFS Forward Ex-Energy DJ-UBSCI SM F3	ETF Securities	EXEF LN	EXEF.L	JE00B24DMG86	Jersey	United Kingdom	USD	No	Dow Jones-UBS ExEnergy Subindex 3 Month Forward Total Return	Forward	ETC	Yes	Swaps	No	49	0.66	0.01	10 Oct 2007	Yes	
ETFS Forward Ex-Energy DJ-UBSCI SM F3	ETF Securities	9GAV GY	OD78.DE	DE000A0SVX67	Jersey	Germany	EUR	No	Dow Jones-UBS ExEnergy Subindex 3 Month Forward Total Return	Forward	ETC	Yes	Swaps	No	49	0.66	0.00	27 Nov 2007	No	
ETFS Forward Ex-Energy DJ-UBSCI SM F3	ETF Securities	9GAV GS	OD78.SG	DE000A0SVX67	Jersey	Germany	EUR	No	Dow Jones-UBS ExEnergy Subindex 3 Month Forward Total Return	Forward	ETC	Yes	Swaps	No	49	0.66	0.00	27 Nov 2007	No	
ETFS Forward Ex-Energy DJ-UBSCI SM F3	ETF Securities	EXEF IM	EXEF.MI	JE00B24DMG86	Jersey	Italy	EUR	No	Dow Jones-UBS ExEnergy Subindex 3 Month Forward Total Return	Forward	ETC	Yes	Swaps	No	49	0.66	0.00	23 Jan 2008	No	
Source S&P GSCI Non-Energy Total Return Treasury Bill Secured ETC (T-ETC)	Source	SNONEN GY	SNONEN.DE	XS0417151544	Ireland	Germany	EUR	No	S&P GSCI Non-Energy Total Return Index	Classic	ETC	Yes	Swaps	No	49	0.50	0.00	20 Apr 2009	Yes	
Source S&P GSCI Non-Energy Total Return Treasury Bill Secured ETC (T-ETC)	Source	SNONEN GS	SNONEN.SG	XS0417151544	Ireland	Germany	EUR	No	S&P GSCI Non-Energy Total Return Index	Classic	ETC	Yes	Swaps	No	49	0.50	0.00	20 Apr 2009	No	
Lyxor ETF CRB Non-Energy GBP	Lyxor	LCNE LN	LCNE.L	FR0010455493	France	United Kingdom	GBP	No	Reuters/Jefferies CRB Non-Energy	Classic	ETF	Yes	Swaps	Yes	35	0.37	0.11	29 Jun 2007	Yes	
Lyxor ETF CRB Non-Energy USD	Lyxor	LCNU LN	LCNU.L	FR0010455493	France	United Kingdom	USD	No	Reuters/Jefferies CRB Non-Energy	Classic	ETF	Yes	Swaps	Yes	35	0.37	0.02	29 Jun 2007	No	
-1x																				
ETFS Short Ex-Energy DJ-UBSCI SM	ETF Securities	SNEY LN	SNEY.L	JE00B24DKX12	Jersey	United Kingdom	USD	No	Dow Jones-UBS Ex-Energy Subindex Total Return	Classic	ETC	Yes	Swaps	No	98	0.23	0.00	22 Feb 2008	Yes	
ETFS Short Ex-Energy DJ-UBSCI SM	ETF Securities	9GAV GY	9GAV.DE	DE000A0V9XL9	Jersey	Germany	EUR	No	Dow Jones-UBS Ex-Energy Subindex Total Return	Classic	ETC	Yes	Swaps	No	98	0.23	0.00	6 Apr 2008	No	
ETFS Short Ex-Energy DJ-UBSCI SM	ETF Securities	9GAV GS	9GAV.SG	DE000A0V9XL9	Jersey	Germany	EUR	No	Dow Jones-UBS Ex-Energy Subindex Total Return	Classic	ETC	Yes	Swaps	No	98	0.23	0.00	6 Apr 2008	No	
NEW ETFS Short Ex-Energy DJ-UBSCI SM	ETF Securities	SNEY IM	SNEY.MI	JE00B24DKX12	Jersey	Italy	EUR	No	Dow Jones-UBS Ex-Energy Subindex Total Return	Classic	ETC	Yes	Swaps	No	98	0.23	0.00	1 Apr 2012	No	
2x																				
ETFS Leveraged Ex-Energy DJ-UBSCI SM	ETF Securities	LNEY LN	LNEY.L	JE00B2NFT641	Jersey	United Kingdom	USD	No	Dow Jones-UBS Ex-Energy Subindex Total Return	Classic	ETC	Yes	Swaps	No	98	0.49	0.00	3 Dec 2008	Yes	
ETFS Leveraged Ex-Energy DJ-UBSCI SM	ETF Securities	4RTU GY	4RTU.DE	DE000A0V9YK9	Jersey	Germany	EUR	No	Dow Jones-UBS Ex-Energy Subindex Total Return	Classic	ETC	Yes	Swaps	No	98	0.49	0.00	6 Dec 2008	No	
ETFS Leveraged Ex-Energy DJ-UBSCI SM	ETF Securities	4RTU GS	4RTU.SG	DE000A0V9YK9	Jersey	Germany	EUR	No	Dow Jones-UBS Ex-Energy Subindex Total Return	Classic	ETC	Yes	Swaps	No	98	0.49	0.00	6 Dec 2008	No	
NEW ETFS Leveraged Ex-Energy DJ-UBSCI SM	ETF Securities	LNEY IM	LNEY.MI	JE00B2NFT641	Jersey	Italy	EUR	No	Dow Jones-UBS Ex-Energy Subindex Total Return	Classic	ETC	Yes	Swaps	No	98	0.49	0.00	1 Apr 2012	No	
Agriculture																				
Diversified																				
1x																				
ETFS Agriculture DJ-UBSCI SM	ETF Securities	AIGA LN	AIGA.L	GB00B15KYH63	Jersey	United Kingdom	USD	No	Dow Jones-UBS Agriculture Subindex Total Return	Classic	ETC	Yes	Swaps	No	49	583.92	1.61	27 Sep 2006	Yes	
ETFS Agriculture DJ-UBSCI SM	ETF Securities	AIGAP FP	AIGAP.PA	GB00B15KYH63	Jersey	France	EUR	No	Dow Jones-UBS Agriculture Subindex Total Return	Classic	ETC	Yes	Swaps	No	49	583.92	0.04	15 Feb 2007	No	
ETFS Agriculture DJ-UBSCI SM	ETF Securities	OD7U GY	OD7U.DE	DE000A0KRKB8	Jersey	Germany	EUR	No	Dow Jones-UBS Agriculture Subindex Total Return	Classic	ETC	Yes	Swaps	No	49	583.92	0.13	11 Mar 2006	No	
ETFS Agriculture DJ-UBSCI SM	ETF Securities	OD7U GS	OD7U.SG	DE000A0KRKB8	Jersey	Germany	EUR	No	Dow Jones-UBS Agriculture Subindex Total Return	Classic	ETC	Yes	Swaps	No	49	583.92	0.01	11 Mar 2006	No	

Europe (continued)

Product name ¹	Issuer	Bloomberg	Reuters	ISIN/WPK/ Valoren ²	Domicile	Listed country	Trading currency	Currency hedged	Benchmark	Index replication method ³	Legal structure	Collater- alised	Underlying exposure	UCITS fund	Expense ratio ⁴	AUM \$m ⁵	ADV \$m ⁶	Listing date	Primary listing	Note
ETFS Agriculture DJ-UBSCI SM	ETF Securities	AIGA IM	AIGA.MI	GB00B15KYH63	Jersey	Italy	EUR	No	Dow Jones-UBS Agriculture Subindex Total Return	Classic	ETC	Yes	Swaps	No	49	583.92	0.33	13 Apr 2007	No	
ETFS Agriculture DJ-UBSCI SM	ETF Securities	AGAP LN	AGAP.L	GB00B15KYH63	Jersey	United Kingdom	GBP	No	Dow Jones-UBS Agriculture Subindex Total Return	Classic	ETC	Yes	Swaps	No	49	583.92	0.13	29 Oct 2007	No	
Market Access Rogers International Commodity Index – Agriculture Fund	RBS	M9SB GY	MRAI.DE	LU0259321452	Luxembourg	Germany	EUR	No	Rogers International Commodity Agricultural Index	Classic	ETF	Yes	Swaps	Yes	85	131.67	0.25	12 Jan 2007	Yes	
Market Access Rogers International Commodity Index – Agriculture Fund	RBS	MRAI AV	LU0259321452.VI	LU0259321452	Luxembourg	Austria	EUR	No	Rogers International Commodity Agricultural Index	Classic	ETF	Yes	Swaps	Yes	85	131.67	0.00	5 Nov 2007	No	
Market Access Rogers International Commodity Index – Agriculture Fund	RBS	RICIAG IM	RICIAG.MI	LU0259321452	Luxembourg	Italy	EUR	No	Rogers International Commodity Agricultural Index	Classic	ETF	Yes	Swaps	Yes	85	131.67	0.03	12 Jan 2007	No	
Market Access Rogers International Commodity Index – Agriculture Fund	RBS	MRAI NA	MRAI.AS	LU0259321452	Luxembourg	Netherlands	EUR	No	Rogers International Commodity Agricultural Index	Classic	ETF	Yes	Swaps	Yes	85	131.67	0.00	26 Jul 2007	No	
Market Access Rogers International Commodity Index – Agriculture Fund	RBS	MRAI SW	MRAI.S	LU0259321452	Luxembourg	Switzerland	USD	No	Rogers International Commodity Agricultural Index	Classic	ETF	Yes	Swaps	Yes	85	131.67	0.08	11 Jan 2007	No	
Amundi ETF Commodities S&P GSCI Agriculture ETF	Amundi	CA8 FP	CA8.PA	FR0010821736	France	France	USD	No	S&P GSCI Agriculture Capped Component Index	Classic	ETF	Yes	Swaps	Yes	30	84.17	0.14	15 Jan 2010	Yes	
Amundi ETF Commodities S&P GSCI Agriculture ETF	Amundi	CA8GR GY	CA8.DE	FR0010821736	France	Germany	USD	No	S&P GSCI Agriculture Capped Component Index	Classic	ETF	Yes	Swaps	Yes	30	84.17	0.00	7 Apr 2010	No	
Amundi ETF Commodities S&P GSCI Agriculture ETF	Amundi	CA8 IM	CA8.MI	FR0010821736	France	Italy	EUR	No	S&P GSCI Agriculture Capped Component Index	Classic	ETF	Yes	Swaps	Yes	30	84.17	0.03	20 Apr 2010	No	
Amundi ETF Commodities S&P GSCI Agriculture ETF	Amundi	CA8 SW	CA8.S	FR0010821736	France	Switzerland	USD	No	S&P GSCI Agriculture Capped Component Index	Classic	ETF	Yes	Swaps	Yes	30	84.17	0.01	27 Apr 2010	No	
ETFS Forward Agriculture DJ-UBSCI SM F3	ETF Securities	FAGR LN	FAGR.L	JE00B24DMK23	Jersey	United Kingdom	USD	No	Dow Jones-UBS Agriculture Subindex 3 Month Forward Total Return SM	Forward	ETC	Yes	Swaps	No	49	31.52	0.06	10 Oct 2007	Yes	
ETFS Forward Agriculture DJ-UBSCI SM F3	ETF Securities	FAGRP FP	FAGRP.PA	JE00B24DMK23	Jersey	France	EUR	No	Dow Jones-UBS Agriculture Subindex 3 Month Forward Total Return SM	Forward	ETC	Yes	Swaps	No	49	31.52	0.00	2 Dec 2008	No	
ETFS Forward Agriculture DJ-UBSCI SM F3	ETF Securities	9GAL GY	9GAA.DE	DE000A0SVX83	Jersey	Germany	EUR	No	Dow Jones-UBS Agriculture Subindex 3 Month Forward Total Return SM	Forward	ETC	Yes	Swaps	No	49	31.52	0.00	27 Nov 2007	No	
ETFS Forward Agriculture DJ-UBSCI SM F3	ETF Securities	9GAL GS	9GAA.SG	DE000A0SVX83	Jersey	Germany	EUR	No	Dow Jones-UBS Agriculture Subindex 3 Month Forward Total Return SM	Forward	ETC	Yes	Swaps	No	49	31.52	0.00	27 Nov 2007	No	
ETFS Forward Agriculture DJ-UBSCI SM F3	ETF Securities	FAGR IM	FAGR.MI	JE00B24DMK23	Jersey	Italy	EUR	No	Dow Jones-UBS Agriculture Subindex 3 Month Forward Total Return SM	Forward	ETC	Yes	Swaps	No	49	31.52	0.00	23 Jan 2008	No	
Source S&P GSCI Agriculture Total Return Treasury Bill Secured ETC (T-ETC)	Source	SFARM GY	SFARM.DE	XS0417183406	Ireland	Germany	EUR	No	S&P GSCI Agricultural Total Return Index	Classic	ETC	Yes	Swaps	No	49	26.26	0.03	20 Apr 2009	Yes	
Source S&P GSCI Agriculture Total Return Treasury Bill Secured ETC (T-ETC)	Source	SFARM GS	SFARM.SG	XS0417183406	Ireland	Germany	EUR	No	S&P GSCI Agricultural Total Return Index	Classic	ETC	Yes	Swaps	No	49	26.26	0.00	20 Apr 2009	No	
Source S&P GSCI Agriculture Total Return Treasury Bill Secured ETC (T-ETC)	Source	SFARM SW	SFARM.S	XS0417183406	Ireland	Switzerland	USD	No	S&P GSCI Agricultural Total Return Index	Classic	ETC	Yes	Swaps	No	49	26.26	0.04	8 Nov 2010	No	
iShares S&P GSCI Dynamic Roll Agriculture Swap	iShares	SDRA LN	SDRA.L	IE00B3MC7366	Ireland	United Kingdom	GBP	No	S&P GSCI Dynamic Roll Capped Commodity 35/20 Index	Classic	ETF	Yes	Swaps	Yes	45	22.95	0.01	23 Jan 2012	Yes	
iShares S&P GSCI Dynamic Roll Agriculture Swap	iShares	IDRA LN	IDRA.L	IE00B3MC7366	Ireland	United Kingdom	USD	No	S&P GSCI Dynamic Roll Capped Commodity 35/20 Index	Classic	ETF	Yes	Swaps	Yes	45	22.95	0.01	23 Jan 2012	No	
db Agriculture Booster Euro Hedged ETC	db x-trackers	XCTF GY	XCTF.DE	DE000A1ED2G8	Jersey	Germany	EUR	Yes	db Agriculture Booster EUR Index	Enhanced	ETC	Yes	Swaps	No	45	18.99	0.02	8 Apr 2010	Yes	
db Agriculture Booster Euro Hedged ETC	db x-trackers	XCTF GS	XCTF.SG	DE000A1ED2G8	Germany	Germany	EUR	Yes	db Agriculture Booster EUR Index	Enhanced	ETC	Yes	Swaps	No	45	18.99	0.01	8 Apr 2010	No	
EasyETF S&P GSAL ETF	EasyETF	GSAL EUR GY	GSAL EUR.DE	LU0252701189	Luxembourg	Germany	EUR	No	S&P GSAL Total Return	Classic	ETF	Yes	Swaps	Yes	45	18.85	0.02	11 Sep 2006	Yes	
EasyETF SP Agriculture – Livestock ETF	EasyETF	GSAL FP	GSAL.PA	LU0252701189	Luxembourg	France	EUR	No	S&P GSCI Agriculture & Livestock Total Return Index	Classic	ETF	Yes	Swaps	Yes	30	18.77	0.02	31 Jan 2011	Yes	7
db Agriculture Booster ETC	db x-trackers	XCT6 LN	XCT6.L	GB00B3WKJL25	Jersey	United Kingdom	USD	No	db Agriculture Booster Index	Enhanced	ETC	Yes	Swaps	No	45	13.53	0.01	1 Jul 2010	Yes	
db Agriculture Booster ETC	db x-trackers	XCT6 SW	XCT6.S	GB00B3WKJL25	Jersey	Switzerland	USD	No	db Agriculture Booster Index	Enhanced	ETC	Yes	Swaps	No	45	13.53	0.00	9 Nov 2010	No	
UBS ETFs plc – CMCI Agriculture (USD) SF-I	UBS	CAUSIS SW	CAUSIS.S	IE00B46NBP24	Ireland	Switzerland	USD	No	UBS Bloomberg CMCI Agriculture USD UCITS Total Return	Forward	ETF	Yes	Swaps	No	45	13.03	0.01	27 Jun 2011	Yes	
RICI Enhanced Agriculture ETC	RBS	9J6J GY	9J6J.DE	NL0009360726	Germany	Germany	EUR	No	Rogers International Commodity Index Agriculture	Enhanced	ETC	Yes	Swaps	No	85	12.53	0.06	23 Apr 2010	Yes	
iPath S&P GSCI Agriculture Index Total Return ETN	iPath	AGGS GY	AGGS.DE	DE000BC1DBJ5	Germany	Germany	EUR	No	S&P GSCI Agricultural Total Return Index	Classic	ETN	No	Swaps	No	75	6.87	0.00	23 Feb 2010	Yes	
iPath S&P GSCI Agriculture Index Total Return ETN	iPath	AGGS LN	AGGS.L	DE000BC1DBJ5	Germany	United Kingdom	GBP	No	S&P GSCI Agricultural Total Return Index	Classic	ETN	No	Swaps	No	75	6.87	0.00	27 Apr 2010	No	
UBS ETFs plc – CMCI Agriculture (EUR) SF-I	UBS	CAEUIS SW	CAEUIS.S	IE00B3ZMX10	Ireland	Switzerland	EUR	Yes	UBS Bloomberg CMCI Agriculture Hedged EUR UCITS Total Return	Forward	ETF	Yes	Swaps	No	45	6.45	0.01	27 Jun 2011	Yes	
LYXOR ETF S&P GSCI Agriculture & Livestock 3 Month Forward	Lyxor	AGRL LN	AGRL.L	LU0692028615	Luxembourg	United Kingdom	USD	No	S&P GSCI@ Agriculture & Livestock 3 Month Forward Capped Component Index Total Return	Forward	ETF	Yes	Swaps	Yes	35	4.71	0.00	6 Jan 2012	Yes	
LYXOR ETF S&P GSCI Agriculture & Livestock 3 Month Forward	Lyxor	LYP2 GY	LYP2.DE	LU0692028375	Luxembourg	United Kingdom	EUR	No	S&P GSCI@ Agriculture & Livestock 3 Month Forward Capped Component Index Total Return	Forward	ETF	Yes	Swaps	Yes	35	4.71	0.00	17 Jan 2012	No	
LYXOR ETF S&P GSCI Agriculture & Livestock 3 Month Forward	Lyxor	AGLG LN	AGLG.L	LU0692028615	Luxembourg	United Kingdom	GBP	No	S&P GSCI@ Agriculture & Livestock 3 Month Forward Capped Component Index Total Return	Forward	ETF	Yes	Swaps	Yes	35	4.71	0.00	6 Jan 2012	No	
UBS ETFs plc – CMCI Agriculture (USD) SF-A	UBS	CAUSAS SW	CAUSAS.S	IE00B44S5Z78	Ireland	Switzerland	USD	No	UBS Bloomberg CMCI Agriculture USD UCITS Total Return	Forward	ETF	Yes	Swaps	No	62	3.49	0.02	27 Jun 2011	Yes	
db S&P GSCI Agriculture ETC	db x-trackers	XET6 LN	XET6.L	GB00B3S0JK55	Jersey	United Kingdom	USD	No	S&P GSCI Agricultural Total Return Index	Classic	ETC	Yes	Swaps	No	45	2.84	0.01	1 Jul 2010	Yes	
db S&P GSCI Agriculture ETC	db x-trackers	XET6 SW	XET6.S	GB00B3S0JK55	Jersey	Switzerland	USD	No	S&P GSCI Agricultural Total Return Index	Classic	ETC	Yes	Swaps	No	45	2.84	0.00	9 Nov 2010	No	
UBS ETFs plc – CMCI Agriculture (CHF) SF-A	UBS	CACHAS SW	CACHAS.S	IE00B5N7DC55	Ireland	Switzerland	CHF	Yes	UBS Bloomberg CMCI Agriculture Hedged CHF UCITS Total Return	Forward	ETF	Yes	Swaps	No	62	2.26	0.01	27 Jun 2011	Yes	
UBS ETFs plc – CMCI Agriculture (EUR) SF-A	UBS	CAEUAS SW	CAEUAS.S	IE00B40WBS83	Ireland	Switzerland	EUR	Yes	UBS Bloomberg CMCI Agriculture Hedged EUR UCITS Total Return	Forward	ETF	Yes	Swaps	No	62	1.67	0.00	27 Jun 2011	Yes	
UBS ETFs plc – CMCI Agriculture (CHF) SF-I	UBS	CACHIS SW	CACHIS.S	IE00B63M4Z72	Ireland	Switzerland	CHF	Yes	UBS Bloomberg CMCI Agriculture Hedged CHF UCITS Total Return	Forward	ETF	Yes	Swaps	No	45	1.12	0.00	27 Jun 2011	Yes	
db Agriculture Booster CHF Hedged ETC	db x-trackers	XCTQ SW	–	DE000A1L9ZZ5	Jersey	Switzerland	CHF	Yes	db Agriculture Booster CHF Index	Enhanced	ETC	Yes	Swaps	No	45	1.01	0.00	11 Jan 2012	Yes	
db Agriculture Booster GBP Hedged ETC	db x-trackers	XCTS LN	XCTS.L	GB00B3Q3KG91	Jersey	United Kingdom	GBP	Yes	db Agriculture Booster GBP Index	Enhanced	ETC	Yes	Swaps	No	45	0.64	0.00	14 Apr 2011	Yes	
ETFS GBP Daily Hedged Agriculture DJ-UBS PD SM	ETF Securities	PAGR LN	PAGS.L	JE00B6RPM472	Jersey	United Kingdom	GBP	Yes	Dow Jones-UBS Agriculture Subindex Pound Sterling Hedged Daily Total Return SM	Classic	ETC	Yes	Swaps	No	49	0.26	0.00	3 Feb 2012	Yes	
ETFS GBP Daily Hedged Forward Agriculture DJ-UBS PD-F3 SM	ETF Securities	PFAG LN	PFAG.L	JE00B5NPY601	Jersey	United Kingdom	GBP	Yes	Dow Jones-UBS Agriculture Subindex 3 Month Forward Pound Sterling Hedged Daily Total Return SM	Forward	ETC	Yes	Swaps	No	49	0.25	0.00	3 Feb 2012	Yes	
NEW ETFS EUR Daily Hedged Forward Agriculture DJ-UBS ED-F3 SM	ETF Securities	EFAG IM	EFAG.MI	JE00B7651712	Jersey	Italy	EUR	Yes	Dow Jones-UBS Agriculture Subindex 3 Month Forward Euro Hedged Daily	Forward	ETC	Yes	Swaps	No	49	0.13	0.00	6 July 2012	Yes	
ETFS EUR Daily Hedged Agriculture DJ-UBS ED SM	ETF Securities	00XJ GY	00XJ.DE	DE000A1NZLJ4	Jersey	Germany	EUR	Yes	Dow Jones-UBS Agriculture Subindex Euro Hedged Daily Total Return SM	Classic	ETC	Yes	Swaps	No	49	0.10	0.00	15 Mar 2012	Yes	

Europe (continued)

Product name ¹	Issuer	Bloomberg	Reuters	ISIN/WPK/ Valoren ²	Domicile	Listed country	Trading currency	Currency hedged	Benchmark	Index replication method ³	Legal structure	Collater- alised	Underlying exposure	UCITS fund	Expense ratio ⁴	AUM \$m ⁵	ADV \$m ⁶	Listing date	Primary listing	Note
UBS ETC Agriculture – CHF	UBS	CAGCI SW	CAGSI.S	CH0035787800	Switzerland	Switzerland	CHF	Yes	UBS Bloomberg CMCI Agri TR Hedged CHF	Forward	ETN	No	Swaps	No	84	–	0.08	20 Nov 2007	Yes	
UBS ETC Agriculture – EUR	UBS	EAGCI SW	EAGCI.S	CH0035787842	Switzerland	Switzerland	EUR	Yes	UBS Bloomberg CMCI Agriculture Hdged EUR	Forward	ETN	No	Swaps	No	55	–	0.06	20 Nov 2007	Yes	
UBS ETC Agriculture – USD	UBS	TAGCI SW	TAGCI.S	CH0033726370	Switzerland	Switzerland	USD	No	UBS Bloomberg CMCI Agriculture USD TR	Forward	ETN	No	Swaps	No	47	–	0.15	28 Aug 2007	Yes	
UBS ETC Food – CHF	UBS	CFOCI SW	CFOCI.S	CH0038468846	Switzerland	Switzerland	CHF	Yes	UBS Bloomberg CMCI Food Hdged CHF TR	Forward	ETN	No	Swaps	No	92	–	0.00	4 Mar 2008	Yes	
UBS ETC Food – EUR	UBS	EFOCI SW	EFOCI.S	CH0038468838	Switzerland	Switzerland	EUR	Yes	UBS Bloomberg CMCI Food Hdged EUR TR	Forward	ETN	No	Swaps	No	63	–	0.00	4 Mar 2008	Yes	
UBS ETC Food – USD	UBS	TFOCI SW	TFOCI.S	CH0038468804	Switzerland	Switzerland	USD	No	UBS Bloomberg CMCI Food USD TR	Forward	ETN	No	Swaps	No	55	–	0.00	4 Mar 2008	Yes	
UBS ETC on CMCI Agriculture USD	UBS	AGRY LN	AGRYLL	CH0106364364	Switzerland	United Kingdom	USD	No	UBS Bloomberg CMCI Agriculture Index Total Return	Forward	ETN	No	Swaps	No	47	–	0.00	9 Mar 2010	Yes	
UBS ETC on CMCI Agriculture Hedged EUR	UBS	AGRE LN	AGRELL	CH0106364380	Switzerland	United Kingdom	EUR	Yes	UBS Bloomberg CMCI Agriculture Index Total Return	Forward	ETN	No	Swaps	No	55	–	0.00	9 Mar 2010	Yes	
UBS ETC on CMCI Agriculture Hedged GBP	UBS	AGRG LN	AGRGLL	CH0106364422	Switzerland	United Kingdom	GBP	Yes	UBS Bloomberg CMCI Agriculture Index Total Return	Forward	ETN	No	Swaps	No	97	–	0.00	9 Mar 2010	Yes	
UBS ETC on CMCI Food Hedged EUR	UBS	FOOE LN	FOOELL	CH0106365296	Switzerland	United Kingdom	EUR	Yes	UBS Bloomberg CMCI Food Index Total Return	Forward	ETN	No	Swaps	No	63	–	0.00	9 Mar 2010	Yes	
UBS ETC on CMCI Food USD	UBS	FOOD LN	FOODLL	CH0106365593	Switzerland	United Kingdom	USD	No	UBS Bloomberg CMCI Food Index Total Return	Forward	ETN	No	Swaps	No	55	–	0.00	9 Mar 2010	Yes	
UBS ETC on CMCI Food Hedged GBP	UBS	FOOG LN	FOOGLL	CH0106384222	Switzerland	United Kingdom	GBP	Yes	UBS Bloomberg CMCI Food Index Total Return	Forward	ETN	No	Swaps	No	105	–	0.00	9 Mar 2010	Yes	
SG ETN Agriculture USD	Societe Generale	AGCU LN	AGCU.L	JE00B3M1QH08	Jersey	United Kingdom	USD	No	S&P GSCI Agriculture ER Index	Classic	ETN	No	Swaps	No	50	–	0.00	27 Apr 2010	Yes	
SG ETN Agriculture GBP	Societe Generale	AGCG LN	AGCG.L	JE00B3Q5KY34	Jersey	United Kingdom	GBP	Yes	S&P GSCI Agriculture ER Index	Classic	ETN	No	Swaps	No	50	–	0.00	27 Apr 2010	Yes	
SG ETN Agriculture EUR	Societe Generale	AGCE LN	AGCE.L	JE00B60FWZ50	Jersey	United Kingdom	EUR	Yes	S&P GSCI Agriculture ER Index	Classic	ETN	No	Swaps	No	50	–	0.00	27 Apr 2010	Yes	
-1x																				
LYXOR ETF S&P GSCI Inverse Agriculture & Livestock 1 Month Forward	Lyxor	AGLS LN	AGLS.L	LU0692027484	Luxembourg	United Kingdom	USD	No	S&P GSCI Inverse Agriculture & Livestock 1 Month Forward	Classic	ETF	Yes	Swaps	Yes	40	2.04	0.00	6 Jan 2012	Yes	
LYXOR ETF S&P GSCI Inverse Agriculture & Livestock 1 Month Forward	Lyxor	LYP1 GY	LYP1.DE	LU0692027138	Luxembourg	United Kingdom	EUR	No	S&P GSCI Inverse Agriculture & Livestock 1 Month Forward	Classic	ETF	Yes	Swaps	Yes	40	2.04	0.02	17 Jan 2012	No	
LYXOR ETF S&P GSCI Inverse Agriculture & Livestock 1 Month Forward	Lyxor	AGSG LN	AGSG.L	LU0692027484	Luxembourg	United Kingdom	GBP	No	S&P GSCI Inverse Agriculture & Livestock 1 Month Forward	Classic	ETF	Yes	Swaps	Yes	40	2.04	0.00	6 Jan 2012	No	
ETFS Short Agriculture DJ-UBSCI SM	ETF Securities	SAGR LN	SAGRA.L	JE00B24DL056	Jersey	United Kingdom	USD	No	Dow Jones-UBS Agriculture Subindex Total Return	Classic	ETC	Yes	Swaps	No	98	0.74	0.02	22 Feb 2008	Yes	
ETFS Short Agriculture DJ-UBSCI SM	ETF Securities	9GAS GY	9GAS.DE	DE000A0V9XH7	Jersey	Germany	EUR	No	Dow Jones-UBS Agriculture Subindex Total Return	Classic	ETC	Yes	Swaps	No	98	0.74	0.00	6 Apr 2008	No	
ETFS Short Agriculture DJ-UBSCI SM	ETF Securities	9GAS GS	9GAS.SG	DE000A0V9XH7	Jersey	Germany	EUR	No	Dow Jones-UBS Agriculture Subindex Total Return	Classic	ETC	Yes	Swaps	No	98	0.74	0.00	6 Apr 2008	No	
ETFS Short Agriculture DJ-UBSCI SM	ETF Securities	SAGRI IM	SAGRI.MI	JE00B24DL056	Jersey	Italy	EUR	No	Dow Jones-UBS Agriculture Subindex Total Return	Classic	ETC	Yes	Swaps	No	98	0.74	0.01	26 May 2009	No	
2x																				
ETFS Leveraged Agriculture DJ-UBSCI SM	ETF Securities	LAGA LN	LAGR.L	JE00B2NFT427	Jersey	United Kingdom	USD	No	Dow Jones-UBS Agriculture Subindex Total Return	Classic	ETC	Yes	Swaps	No	98	12.09	0.02	3 Dec 2008	Yes	
ETFS Leveraged Agriculture DJ-UBSCI SM	ETF Securities	4RTR GY	4RTR.DE	DE000A0V9YG7	Jersey	Germany	EUR	No	Dow Jones-UBS Agriculture Subindex Total Return	Classic	ETC	Yes	Swaps	No	98	12.09	0.01	6 Dec 2008	No	
ETFS Leveraged Agriculture DJ-UBSCI SM	ETF Securities	4RTR GS	4RTR.SG	DE000A0V9YG7	Jersey	Germany	EUR	No	Dow Jones-UBS Agriculture Subindex Total Return	Classic	ETC	Yes	Swaps	No	98	12.09	0.00	6 Dec 2008	No	
ETFS Leveraged Agriculture DJ-UBSCI SM	ETF Securities	LAGR IM	LAGR.MI	JE00B2NFT427	Jersey	Italy	EUR	No	Dow Jones-UBS Agriculture Subindex Total Return	Classic	ETC	Yes	Swaps	No	98	12.09	0.05	26 May 2009	No	
Cocoa																				
1x																				
ETFS Cocoa	ETF Securities	COCO LN	COCO.L	JE00B2QXZK10	Jersey	United Kingdom	USD	No	Dow Jones-UBS Cocoa Subindex Total Return	Classic	ETC	Yes	Swaps	No	49	6.54	0.05	11 Dec 2009	Yes	
NEW ETFS Cocoa	ETF Securities	COCO IM	COCO.MI	JE00B2QXZK10	Jersey	Italy	EUR	No	Dow Jones-UBS Cocoa Subindex Total Return	Classic	ETC	Yes	Swaps	No	49	6.54	0.01	1 Apr 2012	No	
UBS ETC Cocoa – CHF	UBS	CQCCI SW	CQCCI.S	CH0036985031	Switzerland	Switzerland	CHF	Yes	UBS Bloomberg CMCI Cocoa Hedged CHF TR	Forward	ETN	No	Swaps	No	99	–	0.00	18 Jan 2008	Yes	
UBS ETC Cocoa – EUR	UBS	EQCCI SW	EQCCI.S	CH0036985049	Switzerland	Switzerland	EUR	Yes	UBS Bloomberg CMCI Cocoa Hedged EUR TR	Forward	ETN	No	Swaps	No	68	–	0.00	18 Jan 2008	Yes	
UBS ETC Cocoa – USD	UBS	TQCCI SW	TQCCI.S	CH0035657383	Switzerland	Switzerland	USD	No	UBS Bloomberg CMCI Cocoa USD TR	Forward	ETN	No	Swaps	No	56	–	0.01	19 Nov 2007	Yes	
UBS ETC on CMCI Cocoa Hedged EUR	UBS	COCE LN	COCELL	CH0106343566	Switzerland	United Kingdom	EUR	Yes	UBS Bloomberg CMCI Cocoa USD TR	Forward	ETN	No	Swaps	No	68	–	0.01	9 Mar 2010	Yes	
UBS ETC on CMCI Cocoa USD	UBS	COCU LN	COCULL	CH0106345793	Switzerland	United Kingdom	USD	No	UBS Bloomberg CMCI Cocoa USD TR	Forward	ETN	No	Swaps	No	56	–	0.01	9 Mar 2010	Yes	
UBS ETC on CMCI Cocoa Hedged GBP	UBS	COCG LN	COCGLL	CH0106346015	Switzerland	United Kingdom	GBP	Yes	UBS Bloomberg CMCI Cocoa USD TR	Forward	ETN	No	Swaps	No	106	–	0.01	9 Mar 2010	Yes	
Coba ETC 1x Cocoa Daily Long	Commerzbank	X0B9 GY	X0B9 GY	DE000ETC0597	Germany	Germany	EUR	No	1x Cocoa Daily Long Index	Classic	ETC	Yes	Swaps	No	60	–	0.00	21 Feb 2012	Yes	
-1x																				
ETFS Short Cocoa	ETF Securities	SCOC LN	SCOC.L	JE00B2NFT310	Jersey	United Kingdom	USD	No	Dow Jones-UBS Cocoa Subindex Total Return	Classic	ETC	Yes	Swaps	No	98	1.34	0.02	22 Feb 2008	Yes	
ETFS Short Cocoa	ETF Securities	4RTQ GY	4RTQ.DE	DE000A0V9YF9	Jersey	Germany	EUR	No	Dow Jones-UBS Cocoa Subindex Total Return	Classic	ETC	Yes	Swaps	No	98	1.34	0.09	6 Apr 2008	No	
ETFS Short Cocoa	ETF Securities	4RTQ GS	4RTQ.SG	DE000A0V9YF9	Jersey	Germany	EUR	No	Dow Jones-UBS Cocoa Subindex Total Return	Classic	ETC	Yes	Swaps	No	98	1.34	0.00	6 Apr 2008	No	
NEW ETFS Short Cocoa	ETF Securities	SCOC IM	SCOC.MI	JE00B2NFT310	Jersey	Italy	EUR	No	Dow Jones-UBS Cocoa Subindex Total Return	Classic	ETC	Yes	Swaps	No	98	1.34	0.01	1 Apr 2012	No	
Coba ETC -1x Cocoa Daily Short	Commerzbank	X0BD GY	X0BD GY	DE000ETC0639	Germany	Germany	EUR	No	-1x Cocoa Daily Short Index	Classic	ETC	Yes	Swaps	No	60	–	0.00	21 Feb 2012	Yes	
2x																				
ETFS Leveraged Cocoa	ETF Securities	LCOC LN	LCOC.L	JE00B2NFB803	Jersey	United Kingdom	USD	No	Dow Jones-UBS Cocoa Subindex Total Return	Classic	ETC	Yes	Swaps	No	98	5.39	0.09	3 Nov 2008	Yes	
ETFS Leveraged Cocoa	ETF Securities	4RUP GY	4RUP.DE	DE000A0V9ZE9	Jersey	Germany	EUR	No	Dow Jones-UBS Cocoa Subindex Total Return	Classic	ETC	Yes	Swaps	No	98	5.39	0.02	6 Dec 2008	No	
ETFS Leveraged Cocoa	ETF Securities	4RUP GS	4RUP.SG	DE000A0V9ZE9	Jersey	Germany	EUR	No	Dow Jones-UBS Cocoa Subindex Total Return	Classic	ETC	Yes	Swaps	No	98	5.39	0.00	6 Dec 2008	No	
NEW ETFS Leveraged Cocoa	ETF Securities	LCOC IM	LCOC.MI	JE00B2NFB803	Jersey	Italy	EUR	No	Dow Jones-UBS Cocoa Subindex Total Return	Classic	ETC	Yes	Swaps	No	98	5.39	0.06	1 Apr 2012	No	
Coba ETC 2x Cocoa Daily Long	Commerzbank	X0BA GY	X0BA GY	DE000ETC0605	Germany	Germany	EUR	No	2x Cocoa Daily Long Index	Classic	ETC	Yes	Swaps	No	60	–	0.00	21 Feb 2012	Yes	
-2x																				
Coba ETC -2x Cocoa Daily Short	Commerzbank	X0BE GY	X0BE GY	DE000ETC0647	Germany	Germany	EUR	No	-2x Cocoa Daily Short Index	Classic	ETC	Yes	Swaps	No	60	–	0.00	21 Feb 2012	Yes	
3x																				
Coba ETC 3x Cocoa Daily Long	Commerzbank	X0BB GY	X0BB GY	DE000ETC0613	Germany	Germany	EUR	No	3x Cocoa Daily Long Index	Classic	ETC	Yes	Swaps	No	75	–	0.00	21 Feb 2012	Yes	
-3x																				
Coba ETC -3x Cocoa Daily Short	Commerzbank	X0BF GY	X0BF GY	DE000ETC0654	Germany	Germany	EUR	No	-3x Cocoa Daily Short Index	Classic	ETC	Yes	Swaps	No	75	–	0.01	21 Feb 2012	Yes	
4x																				
Coba ETC 4x Cocoa Daily Long	Commerzbank	X0BC GY	X0BC GY	DE000ETC0621	Germany	Germany	EUR	No	4x Cocoa Daily Long Index	Classic	ETC	Yes	Swaps	No	75	–	0.00	21 Feb 2012	Yes	
-4x																				
Coba ETC -4x Cocoa Daily Short	Commerzbank	X0BG GY	X0BG GY	DE000ETC0662	Germany	Germany	EUR	No	-4x Cocoa Daily Short Index	Classic	ETC	Yes	Swaps	No	75	–	0.01	21 Feb 2012	Yes	

Europe (continued)

Product name ¹	Issuer	Bloomberg	Reuters	ISIN/WPK/ Valoren ²	Domicile	Listed country	Trading currency	Currency hedged	Benchmark	Index replication method ³	Legal structure	Collater- alised	Underlying exposure	UCITS fund	Expense ratio ⁴	AUM \$m ⁵	ADV \$m ⁶	Listing date	Primary listing	Note
Coffee																				
1x																				
ETFS Coffee	ETF Securities	COFF LN	COFF.L	GB00B15KXP72	Jersey	United Kingdom	USD	No	Dow Jones-UBS Coffee Subindex Total Return	Classic	ETC	Yes	Swaps	No	49	15.39	0.06	27 Sep 2006	Yes	
ETFS Coffee	ETF Securities	COFFP FP	COFFP.PA	GB00B15KXP72	Jersey	France	EUR	No	Dow Jones-UBS Coffee Subindex Total Return	Classic	ETC	Yes	Swaps	No	49	15.39	0.01	8 Jun 2007	No	
ETFS Coffee	ETF Securities	OD7B GY	OD7B.DE	DE000A0KRJT2	Jersey	Germany	EUR	No	Dow Jones-UBS Coffee Subindex Total Return	Classic	ETC	Yes	Swaps	No	49	15.39	0.01	11 Mar 2006	No	
ETFS Coffee	ETF Securities	OD7B GS	OD7B.SG	DE000A0KRJT2	Jersey	Germany	EUR	No	Dow Jones-UBS Coffee Subindex Total Return	Classic	ETC	Yes	Swaps	No	49	15.39	0.00	11 Mar 2006	No	
ETFS Coffee	ETF Securities	COFF IM	COFF.MI	GB00B15KXP72	Jersey	Italy	EUR	No	Dow Jones-UBS Coffee Subindex Total Return	Classic	ETC	Yes	Swaps	No	49	15.39	0.19	13 Apr 2007	No	
Source S&P GSCI Coffee Total Return Treasury Bill Secured ETC (T-ETC)	Source	SCOFF GY	SCOFF.DE	XS0417184040	Ireland	Germany	EUR	No	S&P GSCI Coffee Total Return Index	Classic	ETC	Yes	Swaps	No	49	1.37	0.04	20 Apr 2009	Yes	
Source S&P GSCI Coffee Total Return Treasury Bill Secured ETC (T-ETC)	Source	SCOFF GS	SCOFF.SG	XS0417184040	Ireland	Germany	EUR	No	S&P GSCI Coffee Total Return Index	Classic	ETC	Yes	Swaps	No	49	1.37	0.00	20 Apr 2009	No	
NEW ETFS EUR Daily Hedged Coffee	ETF Securities	ECOF IM	ECOF.MI	JE00B6TK3K31	Jersey	Italy	EUR	Yes	Dow Jones-UBS Coffee Subindex Euro Hedged Daily	Classic	ETC	Yes	Swaps	No	49	0.13	0.00	6 July 2012	Yes	
UBS ETC Coffee – CHF	UBS	CKCCI SW	CKCCI.S	CH0036985015	Switzerland	Switzerland	CHF	Yes	UBS Bloomberg CMCI Coffee Hedged CHF TR	Forward	ETN	No	Swaps	No	98	–	0.00	18 Jan 2008	Yes	
UBS ETC Coffee – EUR	UBS	EKCCI SW	EKCCI.S	CH0036985023	Switzerland	Switzerland	EUR	Yes	UBS Bloomberg CMCI Coffee Hedged EUR TR	Forward	ETN	No	Swaps	No	66	–	0.00	18 Jan 2008	Yes	
UBS ETC Coffee – USD	UBS	TKCCI SW	TKCCI.S	CH0035657409	Switzerland	Switzerland	USD	No	UBS Bloomberg CMCI Coffee USD TR	Forward	ETN	No	Swaps	No	54	–	0.01	19 Nov 2007	Yes	
-1x																				
ETFS Short Coffee	ETF Securities	SCFE LN	SCFE.L	JE00B24DK538	Jersey	United Kingdom	USD	No	Dow Jones-UBS Coffee Subindex Total Return	Classic	ETC	Yes	Swaps	No	98	1.85	0.04	22 Feb 2008	Yes	
ETFS Short Coffee	ETF Securities	9GA3 GY	9GA3.DE	DE000A0V9XU0	Jersey	Germany	EUR	No	Dow Jones-UBS Coffee Subindex Total Return	Classic	ETC	Yes	Swaps	No	98	1.85	0.01	6 Apr 2008	No	
ETFS Short Coffee	ETF Securities	9GA3 GS	9GA3.SG	DE000A0V9XU0	Jersey	Germany	EUR	No	Dow Jones-UBS Coffee Subindex Total Return	Classic	ETC	Yes	Swaps	No	98	1.85	0.00	6 Apr 2008	No	
NEW ETFS Short Coffee	ETF Securities	SCFE IM	SCFE.MI	JE00B24DK538	Jersey	Italy	EUR	No	Dow Jones-UBS Coffee Subindex Total Return	Classic	ETC	Yes	Swaps	No	98	1.85	0.01	1 Apr 2012	No	
2x																				
ETFS Leveraged Coffee	ETF Securities	LCFE LN	LCFE.L	JE00B2NFTD12	Jersey	United Kingdom	USD	No	Dow Jones-UBS Coffee Subindex Total Return	Classic	ETC	Yes	Swaps	No	98	3.35	0.03	3 Nov 2008	Yes	
ETFS Leveraged Coffee	ETF Securities	4RT2 GY	4RT2.DE	DE000A0V9YT0	Jersey	Germany	EUR	No	Dow Jones-UBS Coffee Subindex Total Return	Classic	ETC	Yes	Swaps	No	98	3.35	0.01	6 Dec 2008	No	
ETFS Leveraged Coffee	ETF Securities	4RT2 GS	4RT2.SG	DE000A0V9YT0	Jersey	Germany	EUR	No	Dow Jones-UBS Coffee Subindex Total Return	Classic	ETC	Yes	Swaps	No	98	3.35	0.00	6 Dec 2008	No	
NEW ETFS Leveraged Coffee	ETF Securities	LCFE IM	LCFE.MI	JE00B2NFTD12	Jersey	Italy	EUR	No	Dow Jones-UBS Coffee Subindex Total Return	Classic	ETC	Yes	Swaps	No	98	3.35	0.04	1 Apr 2012	No	
Corn																				
1x																				
ETFS Corn	ETF Securities	Corn LN	Corn.L	GB00B15KXS04	Jersey	United Kingdom	USD	No	Dow Jones-UBS Corn Subindex Total Return	Classic	ETC	Yes	Swaps	No	49	57.50	1.04	27 Sep 2006	Yes	
ETFS Corn	ETF Securities	CornP FP	CornP.PA	GB00B15KXS04	Jersey	France	EUR	No	Dow Jones-UBS Corn Subindex Total Return	Classic	ETC	Yes	Swaps	No	49	57.50	0.01	4 Feb 2007	No	
ETFS Corn	ETF Securities	OD7D GY	OD7D.DE	DE000A0KRJV8	Jersey	Germany	EUR	No	Dow Jones-UBS Corn Subindex Total Return	Classic	ETC	Yes	Swaps	No	49	57.50	0.02	11 Mar 2006	No	
ETFS Corn	ETF Securities	OD7D GS	OD7D.SG	DE000A0KRJV8	Jersey	Germany	EUR	No	Dow Jones-UBS Corn Subindex Total Return	Classic	ETC	Yes	Swaps	No	49	57.50	0.00	11 Mar 2006	No	
ETFS Corn	ETF Securities	Corn IM	Corn.MI	GB00B15KXS04	Jersey	Italy	EUR	No	Dow Jones-UBS Corn Subindex Total Return	Classic	ETC	Yes	Swaps	No	49	57.50	0.15	13 Apr 2007	No	
Source S&P GSCI Corn Total Return Treasury Bill Secured ETC (T-ETC)	Source	SCORN GY	SCORN.DE	XS0417184552	Ireland	Germany	EUR	No	S&P GSCI Corn Total Return Index	Classic	ETC	Yes	Swaps	No	49	1.97	0.02	20 Apr 2009	Yes	
Source S&P GSCI Corn Total Return Treasury Bill Secured ETC (T-ETC)	Source	SCORN GS	SCORN.SG	XS0417184552	Ireland	Germany	EUR	No	S&P GSCI Corn Total Return Index	Classic	ETC	Yes	Swaps	No	49	1.97	0.00	20 Apr 2009	No	
Source S&P GSCI Corn Total Return Treasury Bill Secured ETC (T-ETC)	Source	SCORN SW	SCORN.S	XS0417184552	Ireland	Switzerland	USD	No	S&P GSCI Corn Total Return Index	Classic	ETC	Yes	Swaps	No	49	1.97	0.00	8 Nov 2010	No	
NEW ETFS EUR Daily Hedged Corn	ETF Securities	ECRN IM	ECRN.MI	JE00B3ZQRP79	Jersey	Italy	EUR	Yes	Dow Jones-UBS Corn Subindex Euro Hedged Daily	Classic	ETC	Yes	Swaps	No	49	0.13	0.00	6 July 2012	Yes	
UBS ETC Corn – CHF	UBS	CCNCI SW	CCNCI.S	CH0036835012	Switzerland	Switzerland	CHF	Yes	UBS Bloomberg CMCI Corn Hedged CHF TR	Forward	ETN	No	Swaps	No	91	–	0.03	18 Jan 2008	Yes	
UBS ETC Corn – EUR	UBS	ECNCI SW	ECNCI.S	CH0036834890	Switzerland	Switzerland	EUR	Yes	UBS Bloomberg CMCI Corn Hedged EUR TR	Forward	ETN	No	Swaps	No	59	–	0.07	18 Jan 2008	Yes	
UBS ETC Corn – USD	UBS	TCNCI SW	TCNCI.S	CH0034478849	Switzerland	Switzerland	USD	No	UBS Bloomberg CMCI Corn USD TR	Forward	ETN	No	Swaps	No	47	–	0.05	3 Oct 2007	Yes	
UBS ETC on CMCI Corn Hedged EUR	UBS	CRNE LN	CRNEL.L	CH0106346700	Switzerland	United Kingdom	EUR	Yes	UBS Bloomberg CMCI Corn USD TR	Forward	ETN	No	Swaps	No	59	–	0.03	9 Mar 2010	Yes	
UBS ETC on CMCI Corn Hedged GBP	UBS	CRNG LN	CRNGL.L	CH0106346544	Switzerland	United Kingdom	GBP	Yes	UBS Bloomberg CMCI Corn USD TR	Forward	ETN	No	Swaps	No	97	–	0.02	9 Mar 2010	Yes	
UBS ETC on CMCI Corn USD	UBS	CRNU LN	CRNUL.L	CH0106346734	Switzerland	United Kingdom	USD	No	UBS Bloomberg CMCI Corn USD TR	Forward	ETN	No	Swaps	No	47	–	0.01	9 Mar 2010	Yes	
SG ETN Corn EUR	Societe Generale	CONE LN	CONE.L	JE00B3MFS544	Jersey	United Kingdom	EUR	Yes	S&P GSCI Corn ER Index	Classic	ETN	No	Swaps	No	50	–	0.00	27 Apr 2010	Yes	
SG ETN Corn GBP	Societe Generale	CONG LN	CONGE.L	JE00B3Q71356	Jersey	United Kingdom	GBP	Yes	S&P GSCI Corn ER Index	Classic	ETN	No	Swaps	No	50	–	0.00	27 Apr 2010	Yes	
SG ETN Corn USD	Societe Generale	CONU LN	CONU.L	JE00B5PRMS21	Jersey	United Kingdom	USD	No	S&P GSCI Corn ER Index	Classic	ETN	No	Swaps	No	50	–	0.00	27 Apr 2010	Yes	
-1x																				
ETFS Short Corn	ETF Securities	SCOR LN	SCRN.L	JE00B24DK751	Jersey	United Kingdom	USD	No	Dow Jones-UBS Corn Subindex Total Return	Classic	ETC	Yes	Swaps	No	98	1.83	0.04	22 Feb 2008	Yes	
ETFS Short Corn	ETF Securities	9GA5 GY	9GA5.DE	DE000A0V9XW6	Jersey	Germany	EUR	No	Dow Jones-UBS Corn Subindex Total Return	Classic	ETC	Yes	Swaps	No	98	1.83	0.01	6 Apr 2008	No	
ETFS Short Corn	ETF Securities	9GA5 GS	9GA5.SG	DE000A0V9XW6	Jersey	Germany	EUR	No	Dow Jones-UBS Corn Subindex Total Return	Classic	ETC	Yes	Swaps	No	98	1.83	0.00	6 Apr 2008	No	
NEW ETFS Short Corn	ETF Securities	SCOR IM	SCOR.MI	JE00B24DK751	Jersey	Italy	EUR	No	Dow Jones-UBS Corn Subindex Total Return	Classic	ETC	Yes	Swaps	No	98	1.83	0.02	1 Apr 2012	No	
2x																				
ETFS Leveraged Corn	ETF Securities	LCOR LN	LCOR.L	JE00B2NFTG43	Jersey	United Kingdom	USD	No	Dow Jones-UBS Corn Subindex Total Return	Classic	ETC	Yes	Swaps	No	98	2.65	0.08	3 Nov 2008	Yes	
ETFS Leveraged Corn	ETF Securities	4RT4 GY	4RT4.DE	DE000A0V9YV6	Jersey	Germany	EUR	No	Dow Jones-UBS Corn Subindex Total Return	Classic	ETC	Yes	Swaps	No	98	2.65	0.01	6 Dec 2008	No	
ETFS Leveraged Corn	ETF Securities	4RT4 GS	4RT4.SG	DE000A0V9YV6	Jersey	Germany	EUR	No	Dow Jones-UBS Corn Subindex Total Return	Classic	ETC	Yes	Swaps	No	98	2.65	0.00	6 Dec 2008	No	
NEW ETFS Leveraged Corn	ETF Securities	LCOR IM	LCOR.MI	JE00B2NFTG43	Jersey	Italy	EUR	No	Dow Jones-UBS Corn Subindex Total Return	Classic	ETC	Yes	Swaps	No	98	2.65	0.02	1 Apr 2012	No	
Cotton																				
1x																				
ETFS Cotton	ETF Securities	COTN LN	COTN.L	GB00B15KXT11	Jersey	United Kingdom	USD	No	Dow Jones-UBS Cotton Subindex Total Return	Classic	ETC	Yes	Swaps	No	49	24.76	0.10	27 Sep 2006	Yes	
ETFS Cotton	ETF Securities	COTNP FP	COTNP.PA	GB00B15KXT11	Jersey	France	EUR	No	Dow Jones-UBS Cotton Subindex Total Return	Classic	ETC	Yes	Swaps	No	49	24.76	0.00	21 Feb 2007	No	
ETFS Cotton	ETF Securities	OD7E GY	OD7E.DE	DE000A0KRJW6	Jersey	Germany	EUR	No	Dow Jones-UBS Cotton Subindex Total Return	Classic	ETC	Yes	Swaps	No	49	24.76	0.03	11 Mar 2006	No	
ETFS Cotton	ETF Securities	OD7E GS	OD7E.SG	DE000A0KRJW6	Jersey	Germany	EUR	No	Dow Jones-UBS Cotton Subindex Total Return	Classic	ETC	Yes	Swaps	No	49	24.76	0.00	11 Mar 2006	No	
ETFS Cotton	ETF Securities	COTN IM	COTN.MI	GB00B15KXT11	Jersey	Italy	EUR	No	Dow Jones-UBS Cotton Subindex Total Return	Classic	ETC	Yes	Swaps	No	49	24.76	0.13	13 Apr 2007	No	
Source S&P GSCI Cotton Total Return Treasury Bill Secured ETC (T-ETC)	Source	SCOTN GY	SCOTN.DE	XS0417185104	Ireland	Germany	EUR	No	S&P GSCI Cotton Total Return Index	Classic	ETC	Yes	Swaps	No	49	0.51	0.04	20 Apr 2009	Yes	

Europe (continued)

Product name ¹	Issuer	Bloomberg	Reuters	ISIN/WPK/ Valoren ²	Domicile	Listed country	Trading currency	Currency hedged	Benchmark	Index replication method ³	Legal structure	Collater- alised	Underlying exposure	UCITS fund	Expense ratio ⁴	AUM \$m ⁵	ADV \$m ⁶	Listing date	Primary listing	Note
Source S&P GSCI Cotton Total Return Treasury Bill Secured ETC (T-ETC)	Source	SCOTN GS	SCOTN.SG	XS0417185104	Ireland	Germany	EUR	No	S&P GSCI Cotton Total Return Index	Classic	ETC	Yes	Swaps	No	49	0.51	0.00	20 Apr 2009	No	
NEW ETFs EUR Daily Hedged Cotton	ETF Securities	ETCN IM	ETCN.MI	JE00B70DCH80	Jersey	Italy	EUR	Yes	Dow Jones-UBS Cotton Subindex Euro Hedged Daily	Classic	ETC	Yes	Swaps	No	49	0.13	0.00	6 July 2012	Yes	
UBS ETC Cotton – CHF	UBS	CCTCI SW	CCTCI.S	CH0036984992	Switzerland	Switzerland	CHF	Yes	UBS Bloomberg CMCI Cotton Hedged CHF TR	Forward	ETN	No	Swaps	No	90	–	0.01	8 Feb 2008	Yes	
UBS ETC Cotton – EUR	UBS	ECTCI SW	ECTCI.S	CH0036985007	Switzerland	Switzerland	EUR	Yes	UBS Bloomberg CMCI Cotton Hedged EUR TR	Forward	ETN	No	Swaps	No	58	–	0.02	18 Jan 2008	Yes	
UBS ETC Cotton – USD	UBS	TCTCI SW	TCTCI.S	CH0035657425	Switzerland	Switzerland	USD	No	UBS Bloomberg CMCI Cotton USD TR	Forward	ETN	No	Swaps	No	46	–	0.01	19 Nov 2007	Yes	
-1x																				
ETFs Short Cotton	ETF Securities	SCTO LN	SCTON.L	JE00B24DK868	Jersey	United Kingdom	USD	No	Dow Jones-UBS Cotton Subindex Total Return	Classic	ETC	Yes	Swaps	No	98	5.47	0.08	22 Feb 2008	Yes	
ETFs Short Cotton	ETF Securities	9GA6 GY	9GA6.DE	DE000A0V9XX4	Jersey	Germany	EUR	No	Dow Jones-UBS Cotton Subindex Total Return	Classic	ETC	Yes	Swaps	No	98	5.47	0.03	6 Apr 2008	No	
ETFs Short Cotton	ETF Securities	9GA6 GS	9GA6.SG	DE000A0V9XX4	Jersey	Germany	EUR	No	Dow Jones-UBS Cotton Subindex Total Return	Classic	ETC	Yes	Swaps	No	98	5.47	0.00	6 Apr 2008	No	
NEW ETFs Short Cotton	ETF Securities	SCTO IM	SCTO.MI	JE00B24DK868	Jersey	Italy	EUR	No	Dow Jones-UBS Cotton Subindex Total Return	Classic	ETC	Yes	Swaps	No	98	5.47	0.01	1 Apr 2012	No	
2x																				
ETFs Leveraged Cotton	ETF Securities	LCTO LN	LCTO.L	JE00B2NFTH59	Jersey	United Kingdom	USD	No	Dow Jones-UBS Cotton Subindex Total Return	Classic	ETC	Yes	Swaps	No	98	3.75	0.03	3 Nov 2008	Yes	
ETFs Leveraged Cotton	ETF Securities	4RT5 GY	4RT5.DE	DE000A0V9YW4	Jersey	Germany	EUR	No	Dow Jones-UBS Cotton Subindex Total Return	Classic	ETC	Yes	Swaps	No	98	3.75	0.02	6 Dec 2008	No	
ETFs Leveraged Cotton	ETF Securities	4RT5 GS	4RT5.SG	DE000A0V9YW4	Jersey	Germany	EUR	No	Dow Jones-UBS Cotton Subindex Total Return	Classic	ETC	Yes	Swaps	No	98	3.75	0.00	6 Dec 2008	No	
NEW ETFs Leveraged Cotton	ETF Securities	LCTO IM	LCTO.MI	JE00B2NFTH59	Jersey	Italy	EUR	No	Dow Jones-UBS Cotton Subindex Total Return	Classic	ETC	Yes	Swaps	No	98	3.75	0.07	1 Apr 2012	No	
Grains																				
1x																				
ETFs Grains DJ-UBSCI SM	ETF Securities	AIGG LN	GRNS.L	GB00B15KYL00	Jersey	United Kingdom	USD	No	Dow Jones-UBS Grains Subindex Total Return	Classic	ETC	Yes	Swaps	No	49	72.08	0.09	27 Sep 2006	Yes	
ETFs Grains DJ-UBSCI SM	ETF Securities	AIGGP FP	AIGGP.PA	GB00B15KYL00	Jersey	France	EUR	No	Dow Jones-UBS Grains Subindex Total Return	Classic	ETC	Yes	Swaps	No	49	72.08	0.01	5 Feb 2007	No	
ETFs Grains DJ-UBSCI SM	ETF Securities	OD7Y GY	OD7Y.DE	DE000A0KRKF9	Jersey	Germany	EUR	No	Dow Jones-UBS Grains Subindex Total Return	Classic	ETC	Yes	Swaps	No	49	72.08	0.03	11 Mar 2006	No	
ETFs Grains DJ-UBSCI SM	ETF Securities	OD7Y GS	OD7Y.SG	DE000A0KRKF9	Jersey	Germany	EUR	No	Dow Jones-UBS Grains Subindex Total Return	Classic	ETC	Yes	Swaps	No	49	72.08	0.00	11 Mar 2006	No	
ETFs Grains DJ-UBSCI SM	ETF Securities	AIGG IM	GRNS.MI	GB00B15KYL00	Jersey	Italy	EUR	No	Dow Jones-UBS Grains Subindex Total Return	Classic	ETC	Yes	Swaps	No	49	72.08	0.02	13 Apr 2007	No	
ETFs Grains DJ-UBSCI SM	ETF Securities	AGGP LN	AGGP.L	GB00B15KYL00	Jersey	United Kingdom	GBP	No	Dow Jones-UBS Grains Subindex Total Return	Classic	ETC	Yes	Swaps	No	49	72.08	0.11	29 Oct 2007	No	
ETFs Forward Grains DJ-UBSCI SM F3	ETF Securities	GRAF LN	GRAF.L	JE00B24DMN53	Jersey	United Kingdom	USD	No	Dow Jones-UBS Grains Subindex 3 Month Forward Total Return	Forward	ETC	Yes	Swaps	No	49	18.56	0.40	10 Oct 2007	Yes	
ETFs Forward Grains DJ-UBSCI SM F3	ETF Securities	GRAFP FP	GRAFP.PA	JE00B24DMN53	Jersey	France	EUR	No	Dow Jones-UBS Grains Subindex 3 Month Forward Total Return	Forward	ETC	Yes	Swaps	No	49	18.56	0.00	2 Dec 2008	No	
ETFs Forward Grains DJ-UBSCI SM F3	ETF Securities	9GAP GY	9GAD.DE	DE000A0SVYB4	Jersey	Germany	EUR	No	Dow Jones-UBS Grains Subindex 3 Month Forward Total Return	Forward	ETC	Yes	Swaps	No	49	18.56	0.01	27 Nov 2007	No	
ETFs Forward Grains DJ-UBSCI SM F3	ETF Securities	9GAP GS	9GAD.SG	DE000A0SVYB4	Jersey	Germany	EUR	No	Dow Jones-UBS Grains Subindex 3 Month Forward Total Return	Forward	ETC	Yes	Swaps	No	49	18.56	0.00	27 Nov 2007	No	
ETFs Forward Grains DJ-UBSCI SM F3	ETF Securities	GRAF IM	GRAF.MI	JE00B24DMN53	Jersey	Italy	EUR	No	Dow Jones-UBS Grains Subindex 3 Month Forward Total Return	Forward	ETC	Yes	Swaps	No	49	18.56	0.01	23 Jan 2008	No	
RICI Enhanced Grains ETC	RBS	9J6L GY	9J6L.DE	NL0009360742	Germany	Germany	EUR	No	Rogers International Commodity Index Grains	Enhanced	ETC	Yes	Swaps	No	85	9.14	0.00	30 Apr 2010	Yes	
iPath S&P GSCI Grains Index Total Return ETN	iPath	SEED GY	SEEG.DE	DE000BC1DBK3	Germany	Germany	EUR	No	S&P GSCI Grains Total Return Index	Classic	ETN	No	Swaps	No	75	6.87	0.00	23 Feb 2010	Yes	
iPath S&P GSCI Grains Index Total Return ETN	iPath	SEED LN	SEED.L	DE000BC1DBK3	Germany	United Kingdom	GBP	No	S&P GSCI Grains Total Return Index	Classic	ETN	No	Swaps	No	75	6.87	0.00	27 Apr 2010	No	
Source S&P GSCI Grains Total Return Treasury Bill Secured ETC (T-ETC)	Source	SGRAIN GY	SGRAIN.DE	XS0417129961	Ireland	Germany	EUR	No	S&P GSCI Grains Total Return Index	Classic	ETC	Yes	Swaps	No	49	1.31	0.04	20 Apr 2009	Yes	
Source S&P GSCI Grains Total Return Treasury Bill Secured ETC (T-ETC)	Source	SGRAIN GS	SGRAIN.SG	XS0417129961	Ireland	Germany	EUR	No	S&P GSCI Grains Total Return Index	Classic	ETC	Yes	Swaps	No	49	1.31	0.00	20 Apr 2009	No	
Source S&P GSCI Grains Total Return Treasury Bill Secured ETC (T-ETC)	Source	SGRAIN SW	SGRAIN.S	XS0417129961	Ireland	Switzerland	USD	No	S&P GSCI Grains Total Return Index	Classic	ETC	Yes	Swaps	No	49	1.31	0.00	8 Nov 2010	No	
-1x																				
ETFs Short Grains DJ-UBSCI SM	ETF Securities	SGRA LN	SGRA.L	JE00B24DL387	Jersey	United Kingdom	USD	No	Dow Jones-UBS Grains Subindex Total Return	Classic	ETC	Yes	Swaps	No	98	0.97	0.01	22 Feb 2008	Yes	
ETFs Short Grains DJ-UBSCI SM	ETF Securities	9GAW GY	9GAW.DE	DE000A0V9XM7	Jersey	Germany	EUR	No	Dow Jones-UBS Grains Subindex Total Return	Classic	ETC	Yes	Swaps	No	98	0.97	0.00	6 Apr 2008	No	
ETFs Short Grains DJ-UBSCI SM	ETF Securities	9GAW GS	9GAW.SG	DE000A0V9XM7	Jersey	Germany	EUR	No	Dow Jones-UBS Grains Subindex Total Return	Classic	ETC	Yes	Swaps	No	98	0.97	0.00	6 Apr 2008	No	
NEW ETFs Short Grains DJ-UBSCI SM	ETF Securities	SGRA IM	SGRA.MI	JE00B24DL387	Jersey	Italy	EUR	No	Dow Jones-UBS Grains Subindex Total Return	Classic	ETC	Yes	Swaps	No	98	0.97	0.00	1 Apr 2012	No	
2x																				
ETFs Leveraged Grains DJ-UBSCI SM	ETF Securities	LGRA LN	LGRA.L	JE00B2NFT757	Jersey	United Kingdom	USD	No	Dow Jones-UBS Grains Subindex Total Return	Classic	ETC	Yes	Swaps	No	98	2.97	0.02	3 Dec 2008	Yes	
ETFs Leveraged Grains DJ-UBSCI SM	ETF Securities	4RTV GY	4RTV.DE	DE000A0V9YL7	Jersey	Germany	EUR	No	Dow Jones-UBS Grains Subindex Total Return	Classic	ETC	Yes	Swaps	No	98	2.97	0.04	6 Dec 2008	No	
ETFs Leveraged Grains DJ-UBSCI SM	ETF Securities	4RTV GS	4RTV.SG	DE000A0V9YL7	Jersey	Germany	EUR	No	Dow Jones-UBS Grains Subindex Total Return	Classic	ETC	Yes	Swaps	No	98	2.97	0.00	6 Dec 2008	No	
NEW ETFs Leveraged Grains DJ-UBSCI SM	ETF Securities	LGRA IM	LGRA.MI	JE00B2NFT757	Jersey	Italy	EUR	No	Dow Jones-UBS Grains Subindex Total Return	Classic	ETC	Yes	Swaps	No	98	2.97	0.03	1 Apr 2012	No	
Rice																				
1x																				
UBS ETC Rough Rice CHF ETC	UBS	CRRCI SW	–	CH0118479630	Switzerland	Switzerland	CHF	Yes	UBS Bloomberg CMCI Components CHF Hedged Total Return Rough Rice Index	Forward	ETN	No	Swaps	No	180	–	0.00	20 Oct 2010	Yes	
UBS ETC Rough Rice EUR ETC	UBS	ERRCI SW	–	CH0118479622	Switzerland	Switzerland	EUR	Yes	UBS Bloomberg CMCI Components EUR Hedged Total Return Rough Rice Index	Forward	ETN	No	Swaps	No	180	–	0.00	20 Oct 2010	Yes	
UBS ETC Rough Rice USD ETC	UBS	TRRCI SW	–	CH0118479614	Switzerland	Switzerland	USD	No	UBS Bloomberg CMCI Components USD Total Return Rough Rice Index	Forward	ETN	No	Swaps	No	96	–	0.01	20 Oct 2010	Yes	
Softs																				
1x																				
ETFs Softs DJ-UBSCI	ETF Securities	AIGS LN	AIGS.L	GB00B15KYJ87	Jersey	United Kingdom	USD	No	Dow Jones-UBS Softs Subindex Total Return	Classic	ETC	Yes	Swaps	No	49	12.94	0.02	27 Sep 2006	Yes	
ETFs Softs DJ-UBSCI	ETF Securities	AIGSP FP	AIGSP.PA	GB00B15KYJ87	Jersey	France	EUR	No	Dow Jones-UBS Softs Subindex Total Return	Classic	ETC	Yes	Swaps	No	49	12.94	0.00	30 Mar 2007	No	
ETFs Softs DJ-UBSCI	ETF Securities	OD74 GY	OD74 .DE	DE000A0KRKL7	Jersey	Germany	EUR	No	Dow Jones-UBS Softs Subindex Total Return	Classic	ETC	Yes	Swaps	No	49	12.94	0.00	11 Mar 2006	No	
ETFs Softs DJ-UBSCI	ETF Securities	OD74 GS	OD74 .SG	DE000A0KRKL7	Jersey	Germany	EUR	No	Dow Jones-UBS Softs Subindex Total Return	Classic	ETC	Yes	Swaps	No	49	12.94	0.00	11 Mar 2006	No	
ETFs Softs DJ-UBSCI	ETF Securities	AIGS IM	AIGS.MI	GB00B15KYJ87	Jersey	Italy	EUR	No	Dow Jones-UBS Softs Subindex Total Return	Classic	ETC	Yes	Swaps	No	49	12.94	0.01	13 Apr 2007	No	
iPath S&P GSCI Softs Index Total Return ETN	iPath	SOFT GY	SOFT.DE	DE000BC1DBL1	Germany	Germany	EUR	No	S&P GSCI Softs Total Return Index	Classic	ETN	No	Swaps	No	75	6.59	0.00	23 Feb 2010	Yes	

Europe (continued)

Product name¹	Issuer	Bloomberg	Reuters	ISIN/WPK/ Valoren²	Domicile	Listed country	Trading currency	Currency hedged	Benchmark	Index replication method³	Legal structure	Collater- alised	Underlying exposure	UCITS fund	Expense ratio⁴	AUM \$m⁵	ADV \$m⁶	Listing date	Primary listing	Note
iPath S&P GSCI Softs Index Total Return ETN	iPath	SOFT LN	SOFT.L	DE000BC1DBL1	Germany	United Kingdom	GBP	No	S&P GSCI Softs Total Return Index	Classic	ETN	No	Swaps	No	75	6.59	0.00	27 Apr 2010	No	
ETFS Forward Softs DJ-UBSCI SM F3	ETF Securities	SOFF LN	SOFF.L	JE00B24DML30	Jersey	United Kingdom	USD	No	Dow Jones-UBS Softs Subindex 3 Month Forward Total Return	Forward	ETC	Yes	Swaps	No	49	1.71	0.07	10 Oct 2007	Yes	
ETFS Forward Softs DJ-UBSCI SM F3	ETF Securities	9GAM GY	9GAB.DE	DE000A0SVX91	Jersey	Germany	EUR	No	Dow Jones-UBS Softs Subindex 3 Month Forward Total Return	Forward	ETC	Yes	Swaps	No	49	1.71	0.00	27 Nov 2007	No	
ETFS Forward Softs DJ-UBSCI SM F3	ETF Securities	9GAM GS	9GAB.SG	DE000A0SVX91	Jersey	Germany	EUR	No	Dow Jones-UBS Softs Subindex 3 Month Forward Total Return	Forward	ETC	Yes	Swaps	No	49	1.71	0.00	27 Nov 2007	No	
ETFS Forward Softs DJ-UBSCI SM F3	ETF Securities	SOFF IM	SOFF.MI	JE00B24DML30	Jersey	Italy	EUR	No	Dow Jones-UBS Softs Subindex 3 Month Forward Total Return	Forward	ETC	Yes	Swaps	No	49	1.71	0.00	23 Jan 2008	No	
Source S&P GSCI Softs Total Return Treasury Bill Secured ETC (T-ETC)	Source	SSOFT GY	SSOFT.DE	XS0417171815	Ireland	Germany	EUR	No	S&P GSCI Softs Total Return Index	Classic	ETC	Yes	Swaps	No	49	0.72	0.02	20 Apr 2009	Yes	
Source S&P GSCI Softs Total Return Treasury Bill Secured ETC (T-ETC)	Source	SSOFT GS	SSOFT.SG	XS0417171815	Ireland	Germany	EUR	No	S&P GSCI Softs Total Return Index	Classic	ETC	Yes	Swaps	No	49	0.72	0.00	20 Apr 2009	No	
-1x																				
ETFS Short Softs DJ-UBSCI SM	ETF Securities	SSFT LN	SSFT.L	JE00B24DL163	Jersey	United Kingdom	USD	No	Dow Jones-UBS Softs Subindex Total Return	Classic	ETC	Yes	Swaps	No	98	0.47	0.00	22 Feb 2008	Yes	
ETFS Short Softs DJ-UBSCI SM	ETF Securities	9GA1 GY	9GA1.DE	DE000A0V9XS4	Jersey	Germany	EUR	No	Dow Jones-UBS Softs Subindex Total Return	Classic	ETC	Yes	Swaps	No	98	0.47	0.00	6 Apr 2008	No	
ETFS Short Softs DJ-UBSCI SM	ETF Securities	9GA1 GS	9GA1.SG	DE000A0V9XS4	Jersey	Germany	EUR	No	Dow Jones-UBS Softs Subindex Total Return	Classic	ETC	Yes	Swaps	No	98	0.47	0.00	6 Apr 2008	No	
NEW ETFS Short Softs DJ-UBSCI SM	ETF Securities	SSFT IM	SSFT.MI	JE00B24DL163	Jersey	Italy	EUR	No	Dow Jones-UBS Softs Subindex Total Return	Classic	ETC	Yes	Swaps	No	98	0.47	0.00	1 Apr 2012	No	
2x																				
ETFS Leveraged Softs DJ-UBSCI SM	ETF Securities	LSFT LN	LSFT.L	JE00B2NFTB97	Jersey	United Kingdom	USD	No	Dow Jones-UBS Softs Subindex Total Return	Classic	ETC	Yes	Swaps	No	98	0.67	0.00	13 Mar 2008	Yes	
ETFS Leveraged Softs DJ-UBSCI SM	ETF Securities	4RT0 GY	4RT0.DE	DE000A0V9YR4	Jersey	Germany	EUR	No	Dow Jones-UBS Softs Subindex Total Return	Classic	ETC	Yes	Swaps	No	98	0.67	0.00	6 Dec 2008	No	
ETFS Leveraged Softs DJ-UBSCI SM	ETF Securities	4RT0 GS	4RT0.SG	DE000A0V9YR4	Jersey	Germany	EUR	No	Dow Jones-UBS Softs Subindex Total Return	Classic	ETC	Yes	Swaps	No	98	0.67	0.00	6 Dec 2008	No	
NEW ETFS Leveraged Softs DJ-UBSCI SM	ETF Securities	LSFT IM	LSFT.MI	JE00B2NFTB97	Jersey	Italy	EUR	No	Dow Jones-UBS Softs Subindex Total Return	Classic	ETC	Yes	Swaps	No	98	0.67	0.00	1 Apr 2012	No	
Soybeans																				
1x																				
ETFS Soybeans	ETF Securities	SOYB LN	SOYB.L	GB00B15KY542	Jersey	United Kingdom	USD	No	Dow Jones-UBS Soybeans Subindex Total Return	Classic	ETC	Yes	Swaps	No	49	30.07	0.57	27 Sep 2006	Yes	
ETFS Soybeans	ETF Securities	SOYB FP	SOYB.PA	GB00B15KY542	Jersey	France	EUR	No	Dow Jones-UBS Soybeans Subindex Total Return	Classic	ETC	Yes	Swaps	No	49	30.07	0.02	4 Apr 2007	No	
ETFS Soybeans	ETF Securities	OD7Q GY	OD7Q.DE	DE000A0KRJ77	Jersey	Germany	EUR	No	Dow Jones-UBS Soybeans Subindex Total Return	Classic	ETC	Yes	Swaps	No	49	30.07	0.03	11 Mar 2006	No	
ETFS Soybeans	ETF Securities	OD7Q GS	OD7Q.SG	DE000A0KRJ77	Jersey	Germany	EUR	No	Dow Jones-UBS Soybeans Subindex Total Return	Classic	ETC	Yes	Swaps	No	49	30.07	0.00	11 Mar 2006	No	
ETFS Soybeans	ETF Securities	SOYB IM	SOYB.MI	GB00B15KY542	Jersey	Italy	EUR	No	Dow Jones-UBS Soybeans Subindex Total Return	Classic	ETC	Yes	Swaps	No	49	30.07	0.10	13 Apr 2007	No	
Source S&P GSCI Soybeans Total Return Treasury Bill Secured ETC (T-ETC)	Source	SSOYB GY	SSOYB.DE	XS0417181533	Ireland	Germany	EUR	No	S&P GSCI Soybeans Total Return Index	Classic	ETC	Yes	Swaps	No	49	0.63	0.00	20 Apr 2009	Yes	
Source S&P GSCI Soybeans Total Return Treasury Bill Secured ETC (T-ETC)	Source	SSOYB GS	SSOYB.SG	XS0417181533	Ireland	Germany	EUR	No	S&P GSCI Soybeans Total Return Index	Classic	ETC	Yes	Swaps	No	49	0.63	0.00	20 Apr 2009	No	
Source S&P GSCI Soybeans Total Return Treasury Bill Secured ETC (T-ETC)	Source	SSOYB SW	SSOYB.S	XS0417181533	Ireland	Switzerland	USD	No	S&P GSCI Soybeans Total Return Index	Classic	ETC	Yes	Swaps	No	49	0.63	0.00	8 Nov 2010	No	
NEW ETFS EUR Daily Hedged Soybeans	ETF Securities	ESoy IM	ESoy.MI	JE00B6SLJ210	Jersey	Italy	EUR	Yes	Dow Jones-UBS Soybeans Subindex Euro Hedged Daily	Classic	ETC	Yes	Swaps	No	49	0.13	0.00	6 July 2012	Yes	
UBS ETC Soybeans – CHF	UBS	CSYCI SW	CSYCI.S	CH0036835038	Switzerland	Switzerland	CHF	Yes	UBS Bloomberg CMCI Soybean Hedged CHF TR	Forward	ETN	No	Swaps	No	90	–	0.09	8 Feb 2008	Yes	
UBS ETC Soybeans – EUR	UBS	ESYCI SW	ESYCI.S	CH0036834924	Switzerland	Switzerland	EUR	Yes	UBS Bloomberg CMCI Soybean Hedged EUR TR	Forward	ETN	No	Swaps	No	58	–	0.12	8 Feb 2008	Yes	
UBS ETC Soybeans – USD	UBS	TSYCI SW	TSYCI.S	CH0036834866	Switzerland	Switzerland	USD	No	UBS Bloomberg CMCI Soybeans USD TR	Forward	ETN	No	Swaps	No	46	–	0.13	18 Jan 2008	Yes	
SG ETN Soybeans GBP	Societe Generale	SOYG LN	SOYG.L	JE00B3LDHX07	Jersey	United Kingdom	GBP	Yes	S&P GSCI Soybeans ER Index	Classic	ETN	No	Swaps	No	50	–	0.00	27 Apr 2010	Yes	
SG ETN Soybeans USD	Societe Generale	SOYU LN	SOYU.L	JE00B3NZLL07	Jersey	United Kingdom	USD	No	S&P GSCI Soybeans ER Index	Classic	ETN	No	Swaps	No	50	–	0.00	27 Apr 2010	Yes	
SG ETN Soybeans EUR	Societe Generale	SOYE LN	SOYE.L	JE00B3PCY211	Jersey	United Kingdom	EUR	Yes	S&P GSCI Soybeans ER Index	Classic	ETN	No	Swaps	No	50	–	0.00	27 Apr 2010	Yes	
-1x																				
ETFS Short Soybeans	ETF Securities	SSOB LN	SSOB.L	JE00B24DKP38	Jersey	United Kingdom	USD	No	Dow Jones-UBS Soybeans Subindex Total Return	Classic	ETC	Yes	Swaps	No	98	1.47	0.03	22 Feb 2008	Yes	
ETFS Short Soybeans	ETF Securities	4RTH GY	4RTH.DE	DE000A0V9X82	Jersey	Germany	EUR	No	Dow Jones-UBS Soybeans Subindex Total Return	Classic	ETC	Yes	Swaps	No	98	1.47	0.01	6 Apr 2008	No	
ETFS Short Soybeans	ETF Securities	4RTH GS	4RTH.SG	DE000A0V9X82	Jersey	Germany	EUR	No	Dow Jones-UBS Soybeans Subindex Total Return	Classic	ETC	Yes	Swaps	No	98	1.47	0.00	6 Apr 2008	No	
NEW ETFS Short Soybeans	ETF Securities	SSOB IM	SSOB.MI	JE00B24DKP38	Jersey	Italy	EUR	No	Dow Jones-UBS Soybeans Subindex Total Return	Classic	ETC	Yes	Swaps	No	98	1.47	0.03	1 Apr 2012	No	
2x																				
ETFS Leveraged Soybeans	ETF Securities	LSOB LN	LSOB.L	JE00B2NFTV93	Jersey	United Kingdom	USD	No	Dow Jones-UBS Soybeans Subindex Total Return	Classic	ETC	Yes	Swaps	No	98	1.49	0.03	3 Nov 2008	Yes	
ETFS Leveraged Soybeans	ETF Securities	4RUG GY	4RUG.DE	DE000A0V9Y73	Jersey	Germany	EUR	No	Dow Jones-UBS Soybeans Subindex Total Return	Classic	ETC	Yes	Swaps	No	98	1.49	0.03	6 Dec 2008	No	
ETFS Leveraged Soybeans	ETF Securities	4RUG GS	4RUG.SG	DE000A0V9Y73	Jersey	Germany	EUR	No	Dow Jones-UBS Soybeans Subindex Total Return	Classic	ETC	Yes	Swaps	No	98	1.49	0.00	6 Dec 2008	No	
NEW ETFS Leveraged Soybeans	ETF Securities	LSOB IM	LSOB.MI	JE00B2NFTV93	Jersey	Italy	EUR	No	Dow Jones-UBS Soybeans Subindex Total Return	Classic	ETC	Yes	Swaps	No	98	1.49	0.03	1 Apr 2012	No	
Soybeans Meal																				
1x																				
UBS ETC Soybean Meal – USD	UBS	TSMCI SW	TSMCI.S	CH0037787675	Switzerland	Switzerland	USD	No	UBS Bloomberg CMCI Soy Meal USD TR	Forward	ETN	No	Swaps	No	53	–	0.00	8 Feb 2008	Yes	
Soybeans Oil																				
1x																				
ETFS Soybean Oil	ETF Securities	SOYO LN	SOYO.L	GB00B15KY435	Jersey	United Kingdom	USD	No	Dow Jones-UBS Soybean Oil Subindex Total Return	Classic	ETC	Yes	Swaps	No	49	4.58	0.03	27 Sep 2006	Yes	
ETFS Soybean Oil	ETF Securities	SOYOP FP	SOYOP.PA	GB00B15KY435	Jersey	France	EUR	No	Dow Jones-UBS Soybean Oil Subindex Total Return	Classic	ETC	Yes	Swaps	No	49	4.58	0.02	30 Mar 2007	No	
ETFS Soybean Oil	ETF Securities	OD7P GY	OD7P.DE	DE000A0KRJ69	Jersey	Germany	EUR	No	Dow Jones-UBS Soybean Oil Subindex Total Return	Classic	ETC	Yes	Swaps	No	49	4.58	0.02	11 Mar 2006	No	
ETFS Soybean Oil	ETF Securities	OD7P GS	OD7P.SG	DE000A0KRJ69	Jersey	Germany	EUR	No	Dow Jones-UBS Soybean Oil Subindex Total Return	Classic	ETC	Yes	Swaps	No	49	4.58	0.00	11 Mar 2006	No	
ETFS Soybean Oil	ETF Securities	SOYO IM	SOYO.MI	GB00B15KY435	Jersey	Italy	EUR	No	Dow Jones-UBS Soybean Oil Subindex Total Return	Classic	ETC	Yes	Swaps	No	49	4.58	0.03	13 Apr 2007	No	
UBS ETC Soybean Oil – USD	UBS	TBOCI SW	TBOCI.S	CH0037787683	Switzerland	Switzerland	USD	No	UBS Bloomberg CMCI Soybean Oil USD TR	Forward	ETN	No	Swaps	No	53	–	0.00	8 Feb 2008	Yes	
-1x																				
ETFS Short Soybean Oil	ETF Securities	SSYO LN	SSYO.L	JE00B24DKL99	Jersey	United Kingdom	USD	No	Dow Jones-UBS Soybean Oil Subindex Total Return	Classic	ETC	Yes	Swaps	No	98	2.90	0.03	22 Feb 2008	Yes	
ETFS Short Soybean Oil	ETF Securities	4RTG GY	4RTG.DE	DE000A0V9X74	Jersey	Germany	EUR	No	Dow Jones-UBS Soybean Oil Subindex Total Return	Classic	ETC	Yes	Swaps	No	98	2.90	0.01	6 Apr 2008	No	

Europe (continued)

Product name ¹	Issuer	Bloomberg	Reuters	ISIN/WPK/ Valoren ²	Domicile	Listed country	Trading currency	Currency hedged	Benchmark	Index replication method ³	Legal structure	Collater- alised	Underlying exposure	UCITS fund	Expense ratio ⁴	AUM \$m ⁵	ADV \$m ⁶	Listing date	Primary listing	Note
ETFS Short Soybean Oil	ETF Securities	4RTG GS	4RTG.SG	DE000A0V9X74	Jersey	Germany	EUR	No	Dow Jones-UBS Soybean Oil Subindex Total Return	Classic	ETC	Yes	Swaps	No	98	2.90	0.00	6 Apr 2008	No	
NEW ETFS Short Soybean Oil	ETF Securities	SSYO IM	SSYO.MI	JE00B24DKL99	Jersey	Italy	EUR	No	Dow Jones-UBS Soybean Oil Subindex Total Return	Classic	ETC	Yes	Swaps	No	98	2.90	0.01	1 Apr 2012	No	
2x																				
ETFS Leveraged Soybean Oil	ETF Securities	LSYO LN	LSYO.L	JE00B2NFTT71	Jersey	United Kingdom	USD	No	Dow Jones-UBS Soybean Oil Subindex Total Return	Classic	ETC	Yes	Swaps	No	98	1.96	0.01	3 Nov 2008	Yes	
ETFS Leveraged Soybean Oil	ETF Securities	4RUF GY	4RUF.DE	DE000A0V9Y65	Jersey	Germany	EUR	No	Dow Jones-UBS Soybean Oil Subindex Total Return	Classic	ETC	Yes	Swaps	No	98	1.96	0.01	6 Dec 2008	No	
ETFS Leveraged Soybean Oil	ETF Securities	4RUF GS	4RUF.SG	DE000A0V9Y65	Jersey	Germany	EUR	No	Dow Jones-UBS Soybean Oil Subindex Total Return	Classic	ETC	Yes	Swaps	No	98	1.96	0.00	6 Dec 2008	No	
NEW ETFS Leveraged Soybean Oil	ETF Securities	LSYO IM	LSYO.MI	JE00B2NFTT71	Jersey	Italy	EUR	No	Dow Jones-UBS Soybean Oil Subindex Total Return	Classic	ETC	Yes	Swaps	No	98	1.96	0.00	1 Apr 2012	No	
Sugar																				
1x																				
ETFS Sugar	ETF Securities	SUGA LN	SUGA.L	GB00B15KY658	Jersey	United Kingdom	USD	No	Dow Jones-UBS Sugar Subindex Total Return	Classic	ETC	Yes	Swaps	No	49	19.52	0.09	27 Sep 2006	Yes	
ETFS Sugar	ETF Securities	SUGAP FP	SUGAP.PA	GB00B15KY658	Jersey	France	EUR	No	Dow Jones-UBS Sugar Subindex Total Return	Classic	ETC	Yes	Swaps	No	49	19.52	0.05	21 Feb 2007	No	
ETFS Sugar	ETF Securities	OD7R GY	OD7R.DE	DE000A0KRJ85	Jersey	Germany	EUR	No	Dow Jones-UBS Sugar Subindex Total Return	Classic	ETC	Yes	Swaps	No	49	19.52	0.03	11 Mar 2006	No	
ETFS Sugar	ETF Securities	OD7R GS	OD7R.SG	DE000A0KRJ85	Jersey	Germany	EUR	No	Physical allocated gold to LBMA specifications	Classic	ETC	Yes	Swaps	No	49	19.52	0.00	11 Mar 2006	No	
ETFS Sugar	ETF Securities	SUGA IM	SUGA.MI	GB00B15KY658	Jersey	Italy	EUR	No	Dow Jones-UBS Sugar Subindex Total Return	Classic	ETC	Yes	Swaps	No	49	19.52	0.10	13 Apr 2007	No	
Source S&P GSCI Sugar Total Return Treasury Bill Secured ETC (T-ETC)	Source	SSUGAR GY	SSUGAR.DE	XS0417181616	Ireland	Germany	EUR	No	S&P GSCI Sugar Total Return Index	Classic	ETC	Yes	Swaps	No	49	2.48	0.03	20 Apr 2009	Yes	
Source S&P GSCI Sugar Total Return Treasury Bill Secured ETC (T-ETC)	Source	SSUGAR GS	SSUGAR.SG	XS0417181616	Ireland	Germany	EUR	No	S&P GSCI Sugar Total Return Index	Classic	ETC	Yes	Swaps	No	49	2.48	0.00	20 Apr 2009	No	
Source S&P GSCI Sugar Total Return Treasury Bill Secured ETC (T-ETC)	Source	SSUGAR SW	SSUGAR.S	XS0417181616	Ireland	Switzerland	USD	No	S&P GSCI Sugar Total Return Index	Classic	ETC	Yes	Swaps	No	49	2.48	0.00	8 Nov 2010	No	
NEW ETFS EUR Daily Hedged Sugar	ETF Securities	ESUG IM	ESUG.MI	JE00B6X05031	Jersey	Italy	EUR	Yes	Dow Jones-UBS Sugar Subindex Euro Hedged Daily	Classic	ETC	Yes	Swaps	No	49	0.13	0.00	6 July 2012	Yes	
UBS ETC Sugar – CHF	UBS	CSBCI SW	CSBCI.S	CH0036835046	Switzerland	Switzerland	CHF	Yes	UBS Bloomberg CMCI Sugar #11 Hedged CHF TR	Forward	ETN	No	Swaps	No	107	–	0.01	18 Jan 2008	Yes	
UBS ETC Sugar – EUR	UBS	ESBCI SW	ESBCI.S	CH0036834940	Switzerland	Switzerland	EUR	Yes	UBS Bloomberg CMCI Sugar #11 Hedged EUR TR	Forward	ETN	No	Swaps	No	74	–	0.01	8 Feb 2008	Yes	
UBS ETC Sugar – USD	UBS	TSBCI SW	TSBCI.S	CH0035657391	Switzerland	Switzerland	USD	No	UBS Bloomberg CMCI Wheat Hedged CHF TR	Forward	ETN	No	Swaps	No	63	–	0.01	19 Nov 2007	Yes	
UBS ETC on CMCI Sugar Hedged GBP	UBS	SUGG LN	SUGGL.L	CH0106343160	Switzerland	United Kingdom	GBP	Yes	UBS Bloomberg CMCI Sugar #11 USD TR	Forward	ETN	No	Swaps	No	113	–	0.03	9 Mar 2010	Yes	
UBS ETC on CMCI Sugar Hedged EUR	UBS	SUGE LN	SUGEL.L	CH0106343368	Switzerland	United Kingdom	EUR	Yes	UBS Bloomberg CMCI Sugar #11 USD TR	Forward	ETN	No	Swaps	No	74	–	0.01	9 Mar 2010	Yes	
UBS ETC on CMCI Sugar USD	UBS	SUGU LN	SUGUL.L	CH0106343715	Switzerland	United Kingdom	USD	No	UBS Bloomberg CMCI Sugar #11 USD TR	Forward	ETN	No	Swaps	No	63	–	0.01	9 Mar 2010	Yes	
-1x																				
ETFS Short Sugar	ETF Securities	SSUG LN	SSUG.L	JE00B24DKQ45	Jersey	United Kingdom	USD	No	Dow Jones-UBS Sugar Subindex Total Return	Classic	ETC	Yes	Swaps	No	98	17.49	0.06	22 Feb 2008	Yes	
ETFS Short Sugar	ETF Securities	4RTJ GY	4RTJ.DE	DE000A0V9X90	Jersey	Germany	EUR	No	Dow Jones-UBS Sugar Subindex Total Return	Classic	ETC	Yes	Swaps	No	98	17.49	0.02	6 Apr 2008	No	
ETFS Short Sugar	ETF Securities	4RTJ GS	4RTJ.SG	DE000A0V9X90	Jersey	Germany	EUR	No	Dow Jones-UBS Sugar Subindex Total Return	Classic	ETC	Yes	Swaps	No	98	17.49	0.01	6 Apr 2008	No	
NEW ETFS Short Sugar	ETF Securities	SSUG IM	SSUG.MI	JE00B24DKQ45	Jersey	Italy	EUR	No	Dow Jones-UBS Sugar Subindex Total Return	Classic	ETC	Yes	Swaps	No	98	17.49	0.02	1 Apr 2012	No	
2x																				
ETFS Leveraged Sugar	ETF Securities	LSUG LN	LSUG.L	JE00B2NFTW01	Jersey	United Kingdom	USD	No	Dow Jones-UBS Sugar Subindex Total Return	Classic	ETC	Yes	Swaps	No	98	4.83	0.08	3 Nov 2008	Yes	
ETFS Leveraged Sugar	ETF Securities	4RUH GY	4RUH.DE	DE000A0V9Y81	Jersey	Germany	EUR	No	Dow Jones-UBS Sugar Subindex Total Return	Classic	ETC	Yes	Swaps	No	98	4.83	0.01	6 Dec 2008	No	
ETFS Leveraged Sugar	ETF Securities	4RUH GS	4RUH.SG	DE000A0V9Y81	Jersey	Germany	EUR	No	Dow Jones-UBS Sugar Subindex Total Return	Classic	ETC	Yes	Swaps	No	98	4.83	0.00	6 Dec 2008	No	
NEW ETFS Leveraged Sugar	ETF Securities	LSUG IM	LSUG.MI	JE00B2NFTW01	Jersey	Italy	EUR	No	Dow Jones-UBS Sugar Subindex Total Return	Classic	ETC	Yes	Swaps	No	98	4.83	0.05	1 Apr 2012	No	
Wheat																				
1x																				
ETFS Wheat	ETF Securities	WEAT LN	WEAT.L	GB00B15KY765	Jersey	United Kingdom	USD	No	Dow Jones-UBS Wheat Subindex Total Return	Classic	ETC	Yes	Swaps	No	49	125.45	0.75	27 Sep 2006	Yes	
ETFS Wheat	ETF Securities	WEATP FP	WEATP.PA	GB00B15KY765	Jersey	France	EUR	No	Dow Jones-UBS Wheat Subindex Total Return	Classic	ETC	Yes	Swaps	No	49	125.45	0.05	21 Feb 2007	No	
ETFS Wheat	ETF Securities	OD7S GY	OD7S.DE	DE000A0KRJ93	Jersey	Germany	EUR	No	Dow Jones-UBS Wheat Subindex Total Return	Classic	ETC	Yes	Swaps	No	49	125.45	0.09	11 Mar 2006	No	
ETFS Wheat	ETF Securities	OD7S GS	OD7S.SG	DE000A0KRJ93	Jersey	Germany	EUR	No	Dow Jones-UBS Wheat Subindex Total Return	Classic	ETC	Yes	Swaps	No	49	125.45	0.02	11 Mar 2006	No	
ETFS Wheat	ETF Securities	WEAT IM	WEAT.MI	GB00B15KY765	Jersey	Italy	EUR	No	Dow Jones-UBS Wheat Subindex Total Return	Classic	ETC	Yes	Swaps	No	49	125.45	0.32	13 Apr 2007	No	
Source S&P GSCI Wheat Total Return Treasury Bill Secured ETC (T-ETC)	Source	SWHEAT GY	SWHEAT.DE	XS0417182937	Ireland	Germany	EUR	No	S&P GSCI Wheat Total Return Index	Classic	ETC	Yes	Swaps	No	49	4.05	0.00	20 Apr 2009	Yes	
Source S&P GSCI Wheat Total Return Treasury Bill Secured ETC (T-ETC)	Source	SWHEAT GS	SWHEAT.SG	XS0417182937	Ireland	Germany	EUR	No	S&P GSCI Wheat Total Return Index	Classic	ETC	Yes	Swaps	No	49	4.05	0.00	20 Apr 2009	No	
Source S&P GSCI Wheat Total Return Treasury Bill Secured ETC (T-ETC)	Source	SWHEAT SW	SWHEAT.S	XS0417182937	Ireland	Switzerland	USD	No	S&P GSCI Wheat Total Return Index	Classic	ETC	Yes	Swaps	No	49	4.05	0.00	8 Nov 2010	No	
ETFS EUR Daily Hedged Wheat	ETF Securities	00XS GY	00XS.DE	DE000A1NZLS5	Jersey	Germany	EUR	Yes	Dow Jones-UBS Wheat Subindex Euro Hedged Daily Total Return	Classic	ETC	Yes	Swaps	No	57	0.11	0.02	15 Mar 2012	Yes	
NEW ETFS EUR Daily Hedged Wheat	ETF Securities	EWAT IM	EWAT.MI	JE00B78NNK09	Jersey	Italy	EUR	Yes	Dow Jones-UBS Wheat Subindex Euro Hedged Daily	Classic	ETC	Yes	Swaps	No	49	0.11	0.00	6 July 2012	No	
UBS ETC Wheat – CHF	UBS	CWWCI SW	CWWCI.S	CH0036835020	Switzerland	Switzerland	CHF	Yes	UBS Bloomberg CMCI Wheat Hedged EUR TR	Forward	ETN	No	Swaps	No	52	–	0.03	18 Jan 2008	Yes	
UBS ETC Wheat – EUR	UBS	EWWCI SW	EWWCI.S	CH0036834965	Switzerland	Switzerland	EUR	Yes	UBS Bloomberg CMCI Wheat USD TR	Forward	ETN	No	Swaps	No	59	–	0.04	18 Jan 2008	Yes	
UBS ETC Wheat – USD	UBS	TWWCI SW	TWWCI.S	CH0034478864	Switzerland	Switzerland	USD	No	UBS Bloomberg CMCI WTI Crude Hedged CHF TR	Forward	ETN	No	Swaps	No	47	–	0.05	3 Oct 2007	Yes	
UBS ETC on CMCI Wheat Hedged EUR	UBS	WHTE LN	WHTEL.L	CH0106343475	Switzerland	United Kingdom	EUR	Yes	UBS Bloomberg CMCI (CMCI) Wheat TR Index	Forward	ETN	No	Swaps	No	59	–	0.01	9 Mar 2010	Yes	
UBS ETC on CMCI Wheat Hedged GBP	UBS	WHTG LN	WHTGL.L	CH0106344374	Switzerland	United Kingdom	GBP	Yes	UBS Bloomberg CMCI (CMCI) Wheat TR Index	Forward	ETN	No	Swaps	No	97	–	0.01	9 Mar 2010	Yes	
UBS ETC on CMCI Wheat USD	UBS	WHTU LN	WHTUL.L	CH0106345488	Switzerland	United Kingdom	USD	No	UBS Bloomberg CMCI (CMCI) Wheat TR Index	Forward	ETN	No	Swaps	No	47	–	0.01	9 Mar 2010	Yes	
SG ETN Wheat USD	Societe Generale	WHEU LN	WHEU.L	JE00B3P1KP31	Jersey	United Kingdom	USD	No	S&P GSCI Wheat ER Index	Classic	ETN	No	Swaps	No	50	–	0.00	27 Apr 2010	Yes	
SG ETN Wheat GBP	Societe Generale	WHEG LN	WHEG.L	JE00B5PRQF71	Jersey	United Kingdom	GBP	Yes	S&P GSCI Wheat ER Index	Classic	ETN	No	Swaps	No	50	–	0.00	27 Apr 2010	Yes	
SG ETN Wheat EUR	Societe Generale	WHEE LN	WHEE.L	JE00B60RDV46	Jersey	United Kingdom	EUR	Yes	S&P GSCI Wheat ER Index	Classic	ETN	No	Swaps	No	50	–	0.00	27 Apr 2010	Yes	
-1x																				
ETFS Short Wheat	ETF Securities	SWEA LN	SWEA.L	JE00B24DKR51	Jersey	United Kingdom	USD	No	Dow Jones-UBS Wheat Subindex Total Return	Classic	ETC	Yes	Swaps	No	98	4.53	0.49	22 Feb 2008	Yes	
ETFS Short Wheat	ETF Securities	4RTK GY	4RTK.DE	DE000A0V9YA0	Jersey	Germany	EUR	No	Dow Jones-UBS Wheat Subindex Total Return	Classic	ETC	Yes	Swaps	No	98	4.53	0.05	6 Apr 2008	No	

Europe (continued)

Product name ¹	Issuer	Bloomberg	Reuters	ISIN/WPK/ Valoren ²	Domicile	Listed country	Trading currency	Currency hedged	Benchmark	Index replication method ³	Legal structure	Collater- alised	Underlying exposure	UCITS fund	Expense ratio ⁴	AUM \$m ⁵	ADV \$m ⁶	Listing date	Primary listing	Note
ETFS Short Wheat	ETF Securities	4RTK GS	4RTK.SG	DE000A0V9YA0	Jersey	Germany	EUR	No	Dow Jones-UBS Wheat Subindex Total Return	Classic	ETC	Yes	Swaps	No	98	4.53	0.00	6 Apr 2008	No	
ETFS Short Wheat	ETF Securities	SWEA IM	SWEA.MI	JE00B24DKR51	Jersey	Italy	EUR	No	Dow Jones-UBS Wheat Subindex Total Return	Classic	ETC	Yes	Swaps	No	98	4.53	0.15	26 May 2009	No	
2x																				
ETFS Leveraged Wheat	ETF Securities	LWEA LN	LWEA.L	JE00B2NFTX18	Jersey	United Kingdom	USD	No	Dow Jones-UBS Wheat Subindex Total Return	Classic	ETC	Yes	Swaps	No	98	45.10	0.39	3 Nov 2008	Yes	
ETFS Leveraged Wheat	ETF Securities	4RUJ GY	4RUJ.DE	DE000A0V9Y99	Jersey	Germany	EUR	No	Dow Jones-UBS Wheat Subindex Total Return	Classic	ETC	Yes	Swaps	No	98	45.10	0.07	6 Dec 2008	No	
ETFS Leveraged Wheat	ETF Securities	4RUJ GS	4RUJ.SG	DE000A0V9Y99	Jersey	Germany	EUR	No	Dow Jones-UBS Wheat Subindex Total Return	Classic	ETC	Yes	Swaps	No	98	45.10	0.02	6 Dec 2008	No	
ETFS Leveraged Wheat	ETF Securities	LWEA IM	LWEA.MI	JE00B2NFTX18	Jersey	Italy	EUR	No	Dow Jones-UBS Wheat Subindex Total Return	Classic	ETC	Yes	Swaps	No	98	45.10	0.73	26 May 2009	No	
Energy																				
Diversified																				
1x																				
ETFS Energy DJ-UBSCI SM	ETF Securities	AIGE LN	AIGE.L	GB00B15KYB02	Jersey	United Kingdom	USD	No	Dow Jones-UBS Energy Subindex Total Return	Classic	ETC	Yes	Swaps	No	49	158.65	0.75	27 Sep 2006	Yes	
ETFS Energy DJ-UBSCI SM	ETF Securities	AIGEP FP	AIGEP.PA	GB00B15KYB02	Jersey	France	EUR	No	Dow Jones-UBS Energy Subindex Total Return	Classic	ETC	Yes	Swaps	No	49	158.65	0.09	3 May 2007	No	
ETFS Energy DJ-UBSCI SM	ETF Securities	OD7W GY	OD7W.DE	DE000A0KRK4D	Jersey	Germany	EUR	No	Dow Jones-UBS Energy Subindex Total Return	Classic	ETC	Yes	Swaps	No	49	158.65	0.02	11 Mar 2006	No	
ETFS Energy DJ-UBSCI SM	ETF Securities	OD7W GS	OD7W.SG	DE000A0KRK4D	Jersey	Germany	EUR	No	Dow Jones-UBS Energy Subindex Total Return	Classic	ETC	Yes	Swaps	No	49	158.65	0.00	11 Mar 2006	No	
ETFS Energy DJ-UBSCI SM	ETF Securities	AIGE IM	AIGE.MI	GB00B15KYB02	Jersey	Italy	EUR	No	Dow Jones-UBS Energy Subindex Total Return	Classic	ETC	Yes	Swaps	No	49	158.65	0.02	13 Apr 2007	No	
ETFS Forward Energy DJ-UBSCI SM F3	ETF Securities	ENEF LN	ENEF.L	JE00B24DMD55	Jersey	United Kingdom	USD	No	Dow Jones-UBS Energy Subindex 3 Month Forward Total Return	Forward	ETC	Yes	Swaps	No	49	32.98	0.15	10 Oct 2007	Yes	
ETFS Forward Energy DJ-UBSCI SM F3	ETF Securities	ENEFP FP	ENEFP.PA	JE00B24DMD55	Jersey	France	EUR	No	Dow Jones-UBS Energy Subindex 3 Month Forward Total Return	Forward	ETC	Yes	Swaps	No	49	32.98	0.00	29 Nov 2007	No	
ETFS Forward Energy DJ-UBSCI SM F3	ETF Securities	9GAG GY	OD76.DE	DE000A0SVX42	Jersey	Germany	EUR	No	Dow Jones-UBS Energy Subindex 3 Month Forward Total Return	Forward	ETC	Yes	Swaps	No	49	32.98	0.01	27 Nov 2007	No	
ETFS Forward Energy DJ-UBSCI SM F3	ETF Securities	9GAG GS	OD76.SG	DE000A0SVX42	Jersey	Germany	EUR	No	Dow Jones-UBS Energy Subindex 3 Month Forward Total Return	Forward	ETC	Yes	Swaps	No	49	32.98	0.00	27 Nov 2007	No	
ETFS Forward Energy DJ-UBSCI SM F3	ETF Securities	ENEF IM	ENEF.MI	JE00B24DMD55	Jersey	Italy	EUR	No	Dow Jones-UBS Energy Subindex 3 Month Forward Total Return	Forward	ETC	Yes	Swaps	No	49	32.98	0.05	23 Jan 2008	No	
Source S&P GSCI Energy Total Return Treasury Bill Secured ETC (T-ETC)	Source	SENERGY GY	SENERGY.DE	XS0417135695	Ireland	Germany	EUR	No	S&P GSCI Energy Total Return Index	Classic	ETC	Yes	Swaps	No	49	9.14	0.01	20 Apr 2009	Yes	
Source S&P GSCI Energy Total Return Treasury Bill Secured ETC (T-ETC)	Source	SENERGY GS	SENERGY.SG	XS0417135695	Ireland	Germany	EUR	No	S&P GSCI Energy Total Return Index	Classic	ETC	Yes	Swaps	No	49	9.14	0.00	20 Apr 2009	No	
Source S&P GSCI Energy Total Return Treasury Bill Secured ETC (T-ETC)	Source	SENERG SW	SENERG.S	XS0417135695	Ireland	Switzerland	USD	No	S&P GSCI Energy Total Return Index	Classic	ETC	Yes	Swaps	No	49	9.14	0.01	8 Nov 2010	No	
db Energy Booster Euro Hedged ETC	db x-trackers	XCTH GY	XCTH.DE	DE000A1ED2J2	Jersey	Germany	EUR	Yes	db Energy Booster EUR Index	Enhanced	ETC	Yes	Swaps	No	45	7.24	0.01	8 Apr 2010	Yes	
db Energy Booster Euro Hedged ETC	db x-trackers	XCTH GS	XCTH.SG	DE000A1ED2J2	Jersey	Germany	EUR	Yes	db Energy Booster EUR Index	Enhanced	ETC	Yes	Swaps	No	45	7.24	0.02	8 Apr 2010	No	
iPath S&P GSCI Energy Index Total Return ETN	iPath	NRGY GY	NRGY.DE	DE000BC1DBH9	Germany	Germany	EUR	No	S&P GSCI Energy Total Return Index	Classic	ETN	No	Swaps	No	75	4.86	0.00	23 Feb 2010	Yes	
iPath S&P GSCI Energy Index Total Return ETN	iPath	NRGY LN	NRGY.L	DE000BC1DBH9	Germany	United Kingdom	GBP	No	S&P GSCI Energy Total Return Index	Classic	ETN	No	Swaps	No	75	4.86	0.00	29 Apr 2010	No	
db Energy Booster ETC	db x-trackers	XCT8 LN	XCT8.L	GB00B3QRNJ57	Jersey	United Kingdom	USD	No	db Energy Booster Index	Enhanced	ETC	Yes	Swaps	No	45	4.54	0.00	1 Jul 2010	Yes	
db Energy Booster ETC	db x-trackers	XCT8 SW	XCT8.S	GB00B3QRNJ57	Jersey	Switzerland	USD	No	db Energy Booster Index	Enhanced	ETC	Yes	Swaps	No	45	4.54	0.00	9 Nov 2010	No	
db S&P GSCI Energy ETC	db x-trackers	XET8 LN	XET8.L	GB00B455N087	Jersey	United Kingdom	USD	No	S&P GSCI Energy Total Return Index	Classic	ETC	Yes	Swaps	No	45	1.00	0.00	1 Jul 2010	Yes	
db S&P GSCI Energy ETC	db x-trackers	XET8 SW	XET8.S	GB00B455N087	Jersey	Switzerland	USD	No	S&P GSCI Energy Total Return Index	Classic	ETC	Yes	Swaps	No	45	1.00	0.00	9 Nov 2010	No	
iShares S&P GSCI Dynamic Roll Energy Swap	iShares	SDRE LN	SDRE.L	IE00B658VJ64	Ireland	United Kingdom	GBP	No	S&P GSCI Energy Dynamic Roll Capped Commodity Index	Classic	ETF	Yes	Swaps	Yes	45	0.23	0.02	23 Jan 2012	Yes	
iShares S&P GSCI Dynamic Roll Energy Swap	iShares	IDRE LN	IDRE.L	IE00B658VJ64	Ireland	United Kingdom	USD	No	S&P GSCI Energy Dynamic Roll Capped Commodity Index	Classic	ETF	Yes	Swaps	Yes	45	0.23	0.03	23 Jan 2012	No	
ETFS GBP Daily Hedged Forward Energy DJ-UBS PD-F3 SM	ETF Securities	PFEN LN	PFEN.L	JE00B4QMXG43	Jersey	United Kingdom	GBP	Yes	Dow Jones-UBS Energy Subindex 3 Month Forward Pound Sterling Hedged Daily Total Return	Forward	ETC	Yes	Swaps	No	49	0.21	0.00	3 Feb 2012	Yes	
ETFS GBP Daily Hedged Energy DJ-UBS PD SM	ETF Securities	PENR LN	PENR.L	JE00B3SH1K04	Jersey	United Kingdom	GBP	Yes	Dow Jones-UBS Energy Subindex Pound Sterling Hedged Daily Total Return	Classic	ETC	Yes	Swaps	No	49	0.21	0.00	3 Feb 2012	Yes	
UBS ETC Energy – CHF	UBS	CENCI SW	CENCI.S	CH0042990074	Switzerland	Switzerland	CHF	Yes	UBS Bloomberg CMCI Energy TR Hedged CHF	Forward	ETN	No	Swaps	No	84	–	0.01	9 Jun 2008	Yes	
UBS ETC Energy – EUR	UBS	EENCI SW	EENCI.S	CH0042990066	Switzerland	Switzerland	EUR	Yes	UBS Bloomberg CMCI Energy Hedged EUR TR	Forward	ETN	No	Swaps	No	52	–	0.00	9 Jun 2008	Yes	
UBS ETC Energy – USD	UBS	TENCI SW	TENCI.S	CH0042990041	Switzerland	Switzerland	USD	No	UBS Bloomberg CMCI Energy USD TR	Forward	ETN	No	Swaps	No	40	–	0.04	9 Jun 2008	Yes	
UBS ETC on CMCI Energy USD	UBS	ENER LN	ENER.L	CH0106338160	Switzerland	United Kingdom	USD	No	UBS Bio131omberg CMCI Energy Index Total Return	Forward	ETN	No	Swaps	No	40	–	0.00	9 Mar 2010	Yes	
UBS ETC on CMCI Energy Hedged GBP	UBS	ENRG LN	ENRGL.L	CH0106337691	Switzerland	United Kingdom	GBP	Yes	UBS Bloomberg CMCI Energy Index Total Return	Forward	ETN	No	Swaps	No	90	–	0.00	9 Mar 2010	Yes	
UBS ETC on CMCI Energy Hedged EUR	UBS	ENRE LN	ENREL.L	CH0106337758	Switzerland	United Kingdom	EUR	Yes	UBS Bloomberg CMCI Energy Index Total Return	Forward	ETN	No	Swaps	No	52	–	0.00	9 Mar 2010	Yes	
-1x																				
ETFS Short Energy DJ-UBSCI SM	ETF Securities	SNRG LN	SNRG.L	JE00B24DKV97	Jersey	United Kingdom	USD	No	Dow Jones-UBS Energy Subindex Total Return	Classic	ETC	Yes	Swaps	No	98	0.71	0.41	22 Feb 2008	Yes	
ETFS Short Energy DJ-UBSCI SM	ETF Securities	9GAU GY	9GAU.DE	DE000A0V9XX1	Jersey	Germany	EUR	No	Dow Jones-UBS Energy Subindex Total Return	Classic	ETC	Yes	Swaps	No	98	0.71	0.02	6 Apr 2008	No	
ETFS Short Energy DJ-UBSCI SM	ETF Securities	9GAU GS	9GAU.SG	DE000A0V9XX1	Jersey	Germany	EUR	No	Dow Jones-UBS Energy Subindex Total Return	Classic	ETC	Yes	Swaps	No	98	0.71	0.00	6 Apr 2008	No	
NEW ETFS Short Energy DJ-UBSCI SM	ETF Securities	SNRG IM	SNRG.MI	JE00B24DKV97	Jersey	Italy	EUR	No	Dow Jones-UBS Energy Subindex Total Return	Classic	ETC	Yes	Swaps	No	98	0.71	0.04	1 Apr 2012	No	
2x																				
ETFS Leveraged Energy DJ-UBSCI SM	ETF Securities	LNRG LN	LNRG.L	JE00B2NFT534	Jersey	United Kingdom	USD	No	Dow Jones-UBS Energy Subindex Total Return	Classic	ETC	Yes	Swaps	No	98	0.75	0.01	3 Nov 2008	Yes	
ETFS Leveraged Energy DJ-UBSCI SM	ETF Securities	4RTT GY	4RTT.DE	DE000A0V9YJ1	Jersey	Germany	EUR	No	Dow Jones-UBS Energy Subindex Total Return	Classic	ETC	Yes	Swaps	No	98	0.75	0.01	6 Dec 2008	No	
ETFS Leveraged Energy DJ-UBSCI SM	ETF Securities	4RTT GS	4RTT.SG	DE000A0V9YJ1	Jersey	Germany	EUR	No	Dow Jones-UBS Energy Subindex Total Return	Classic	ETC	Yes	Swaps	No	98	0.75	0.00	6 Dec 2008	No	
NEW ETFS Leveraged Energy DJ-UBSCI SM	ETF Securities	LNRG IM	LNRG.MI	JE00B2NFT534	Jersey	Italy	EUR	No	Dow Jones-UBS Energy Subindex Total Return	Classic	ETC	Yes	Swaps	No	98	0.75	0.00	1 Apr 2012	No	
Carbon																				
1x																				
ETFS Carbon EUR	ETF Securities	CARB LN	CARB.L	JE00B3CG6315	Jersey	United Kingdom	EUR	No	ECX CFI EUA Futures	Classic	ETC	Yes	Swaps	No	49	1.08	0.00	30 Oct 2008	Yes	
ETFS Carbon	ETF Securities	CARP LN	CARBPL	JE00B3CG6315	Jersey	United Kingdom	GBP	No	ECX CFI EUA Futures	Classic	ETC	Yes	Swaps	No	49	1.08	0.00	30 Oct 2008	No	
Crude Oil																				
1x																				
ETFS WTI Crude Oil	ETF Securities	CRUD LN	CRUD.L	GB00B15KXV33	Jersey	United Kingdom	USD	No	Dow Jones-UBS WTI Crude Oil Subindex Total Return	Classic	ETC	Yes	Swaps	No	49	293.09	4.21	27 Sep 2006	Yes	
ETFS WTI Crude Oil	ETF Securities	CRUDP FP	CRUDP.PA	GB00B15KXV33	Jersey	France	EUR	No	Dow Jones-UBS WTI Crude Oil Subindex Total Return	Classic	ETC	Yes	Swaps	No	49	293.09	0.07	21 Feb 2007	No	
ETFS WTI Crude Oil	ETF Securities	OD7F GY	OD7F.DE	DE000A0KRJX4	Jersey	Germany	EUR	No	Dow Jones-UBS WTI Crude Oil Subindex Total Return	Classic	ETC	Yes	Swaps	No	49	293.09	0.19	11 Mar 2006	No	

Europe (continued)

Product name ¹	Issuer	Bloomberg	Reuters	ISIN/WPK/ Valoren ²	Domicile	Listed country	Trading currency	Currency hedged	Benchmark	Index replication method ³	Legal structure	Collater- alised	Underlying exposure	UCITS fund	Expense ratio ⁴	AUM \$m ⁵	ADV \$m ⁶	Listing date	Primary listing	Note
ETFS WTI Crude Oil	ETF Securities	OD7F GS	OD7F.SG	DE000A0KRJX4	Jersey	Germany	EUR	No	Dow Jones-UBS WTI Crude Oil Subindex Total Return	Classic	ETC	Yes	Swaps	No	49	293.09	0.01	11 Mar 2006	No	
ETFS WTI Crude Oil	ETF Securities	CRUD IM	CRUD.MI	GB00B15KXV33	Jersey	Italy	EUR	No	Dow Jones-UBS WTI Crude Oil Subindex Total Return	Classic	ETC	Yes	Swaps	No	49	293.09	0.64	13 Apr 2007	No	
ETFS WTI Crude Oil	ETF Securities	CRUD EB	-	GB00B15KXV33	Jersey	United Kingdom	USD	No	Dow Jones-UBS WTI Crude Oil Subindex Total Return	Classic	ETC	Yes	Swaps	No	49	293.09	0.00	19 Nov 2010	No	
ETFS WTI Crude Oil	ETF Securities	CRUD IX	-	GB00B15KXV33	Jersey	United Kingdom	USD	No	Dow Jones-UBS WTI Crude Oil Subindex Total Return	Classic	ETC	Yes	Swaps	No	49	293.09	0.00	22 Nov 2010	No	
ETFS Brent Oil 1-month	ETF Securities	OILB LN	OILB.L	GB00B0CTWC01	Jersey	United Kingdom	USD	No	ICE 1mth Brent oil futures	Classic	ETN	No	Futures	No	49	277.05	2.70	28 Jul 2005	Yes	
ETFS Brent Oil 1-month	ETF Securities	OLBP LN	OLBP.L	GB00B0CTWC01	Jersey	United Kingdom	GBP	No	ICE 1mth Brent oil futures	Classic	ETC	No	Futures	No	49	277.05	0.17	29 Oct 2007	No	
ETFS Brent Oil 1-month	ETF Securities	OILBP FP	OILBP.PA	GB00B0CTWC01	Jersey	France	EUR	No	ICE 1mth Brent oil futures	Classic	ETN	No	Futures	No	49	277.05	0.06	28 Feb 2007	No	
ETFS Brent Oil 1-month	ETF Securities	OESA GY	OESA.DE	DE000A0KRKM5	Jersey	Germany	EUR	No	ICE 1mth Brent oil futures	Classic	ETN	No	Futures	No	49	277.05	0.40	31 Oct 2006	No	
ETFS Brent Oil 1-month	ETF Securities	OESA GS	OESA.SG	DE000A0KRKM5	Jersey	Germany	EUR	No	ICE 1mth Brent oil futures	Classic	ETN	No	Futures	No	49	277.05	0.04	31 Oct 2006	No	
ETFS Brent Oil 1-month	ETF Securities	OILB IM	OILB.MI	GB00B0CTWC01	Jersey	Italy	EUR	No	ICE 1mth Brent oil futures	Classic	ETN	No	Futures	No	49	277.05	0.24	13 Apr 2007	No	
db ETC Brent Crude Oil Euro Hedged ETC	db x-trackers	XETC GY	XETC.DE	A1AQGX	Jersey	Germany	EUR	Yes	DBLCl - OY Brent Crude Oil EUR Index	Classic	ETC	Yes	Swaps	No	45	118.24	0.99	9 Mar 2010	Yes	
db ETC Brent Crude Oil Euro Hedged ETC	db x-trackers	XETC GS	XETC.GS	A1AQGX	Germany	Germany	EUR	Yes	DBLCl - OY Brent Crude Oil EUR Index	Classic	ETC	Yes	Swaps	No	45	118.24	0.25	5 Mar 2010	No	
UBS CMCI OIL ETF USD SF - A	UBS	OILUSA SW	OILUSA.S	CH0109967858	Switzerland	Switzerland	USD	No	UBS Bloomberg CMCI Oil Total Return Index	Forward	ETF	No	Swaps	No	45	63.15	0.10	15 Jun 2010	Yes	
db WTI Crude Oil Booster ETC	db x-trackers	XCT9 LN	XCT9.L	GB00B3SC0P31	Jersey	United Kingdom	USD	No	db WTI Crude Oil Booster Index	Enhanced	ETC	Yes	Swaps	No	45	50.75	0.65	1 Jul 2010	Yes	
db WTI Crude Oil Booster ETC	db x-trackers	XCT9 SW	XCT9.S	GB00B3SC0P31	Jersey	Switzerland	USD	No	db WTI Crude Oil Booster Index	Enhanced	ETC	Yes	Swaps	No	45	50.75	0.02	9 Nov 2010	No	
ETFS WTI 2mth	ETF Securities	OILW LN	OILW.L	GB00B0CTWK84	Jersey	United Kingdom	USD	No	WTI 2mth oil futures	Classic	ETN	No	Futures	No	49	50.59	0.34	5 Nov 2006	Yes	
ETFS WTI 2mth	ETF Securities	OESB GY	OESB.DE	A0KRKN	Jersey	Germany	EUR	No	WTI 2mth oil futures	Classic	ETN	No	Futures	No	49	50.59	0.12	31 Oct 2006	No	
ETFS WTI 2mth	ETF Securities	OESB GS	OESB.SG	A0KRKN	Jersey	Germany	EUR	No	WTI 2mth oil futures	Classic	ETN	No	Futures	No	49	50.59	0.01	31 Oct 2006	No	
ETFS WTI 2mth	ETF Securities	OILW IM	OILW.MI	GB00B0CTWK84	Jersey	Italy	EUR	No	WTI 2mth oil futures	Classic	ETN	No	Futures	No	49	50.59	0.09	13 Apr 2007	No	
ETFS WTI 2mth	ETF Securities	OLWP LN	OLWP.L	GB00B0CTWK84	Jersey	United Kingdom	GBP	No	WTI 2mth oil futures	Classic	ETN	No	Futures	No	49	50.59	0.04	29 Oct 2007	No	
ETFS WTI 2mth £	ETF Securities	OILWP FP	OILWP.PA	GB00B0CTWK84	Jersey	France	EUR	No	WTI 2mth oil futures	Classic	ETN	No	Futures	No	49	50.59	0.01	27 Apr 2007	No	
UBS CMCI OIL ETF CHF SF-A	UBS	OILCHA SW	OILCHA.S	CH0116015352	Switzerland	Switzerland	CHF	Yes	UBS Bloomberg CMCI Oil Total Return Index	Forward	ETF	No	Swaps	No	45	35.41	0.08	7 Sep 2010	Yes	
UBS CMCI WTI Crude Oil USD SF - I	UBS	OILUSI SW	OILUSI.S	CH0109967874	Switzerland	Switzerland	USD	No	UBS Bloomberg CMCI Oil Total Return Index	Forward	ETF	No	Swaps	No	26	23.47	0.04	1 Jul 2010	Yes	
UBS CMCI OIL ETF EUR SF - A	UBS	OILEUA SW	OILEUA.S	CH0109967908	Switzerland	Switzerland	EUR	Yes	UBS Bloomberg CMCI Oil Total Return Index	Forward	ETF	No	Swaps	No	45	15.94	0.01	1 Jul 2010	Yes	
db Brent Crude Oil Booster ETC (EUR)	db X-trackers	XCTL GY	XCTL.DE	A1KYN5	Jersey	Germany	EUR	No	db Brent Crude Oil Booster USD Index	Enhanced	ETC	Yes	Swaps	No	45	15.87	0.44	13 May 2011	Yes	
db Brent Crude Oil Booster ETC (EUR)	db X-trackers	XCTL IM	XCTL.MI	DE000A1KYN55	Jersey	Italy	EUR	No	db Brent Crude Oil Booster USD Index	Enhanced	ETC	Yes	Swaps	No	45	15.87	0.15	13 May 2011	No	
Source S&P GSCI Crude Oil Enhanced Total Return Treasury Bill Secured Source ETC (T-ETC)	Source	SEWTI GY	SEWTI.DE	A1A72T	Ireland	Germany	EUR	No	S&P GSCI Enhanced Crude Oil Total Return Index	Enhanced	ETC	Yes	Swaps	No	49	15.18	0.06	30 Oct 2009	Yes	
Source S&P GSCI Crude Oil Enhanced Total Return Treasury Bill Secured Source ETC (T-ETC)	Source	SEWTI GS	SEWTI.GS	A1A72T	Ireland	Germany	EUR	No	S&P GSCI Enhanced Crude Oil Total Return Index	Enhanced	ETC	Yes	Swaps	No	49	15.18	0.00	30 Oct 2009	No	
Source S&P GSCI Crude Oil Enhanced Total Return Treasury Bill Secured Source ETC (T-ETC)	Source	SEWTI SW	SEWTI.S	XS0454792184	Ireland	Switzerland	USD	No	S&P GSCI Enhanced Crude Oil Total Return Index	Enhanced	ETC	Yes	Swaps	No	49	15.18	0.12	8 Nov 2010	No	
GSCI Brent ETC	RBS	9J6Q GY	9J6Q.DE	AA2C8T	Germany	Germany	EUR	No	S&P GSCI Brent Crude Index	Classic	ETC	Yes	Swaps	No	35	14.53	0.00	23 Apr 2010	Yes	
RICI Enhanced Brent Crude ETC	RBS	9J6M GY	9J6M.DE	AA2C8Q	Germany	Germany	EUR	No	Rogers International Commodity Index Brent Crude	Enhanced	ETC	Yes	Swaps	No	85	14.19	0.00	30 Apr 2010	Yes	
ETFS Brent Oil 1-Year	ETF Securities	OSB1 LN	OSB1.L	JE00B1YN4R61	Jersey	United Kingdom	USD	No	ICE 1yr Brent oil futures	Forward	ETN	No	Futures	No	49	13.59	0.06	15 Aug 2007	Yes	
RICI Enhanced WTI Crude ETC	RBS	9J6N GY	9J6N.DE	AA2C8R	Germany	Germany	EUR	No	Rogers International Commodity Index WTI Crude	Enhanced	ETC	Yes	Swaps	No	85	11.71	0.11	23 Apr 2010	Yes	
GSCI WTI ETC	RBS	9J6R GY	-	AA2C8U	Germany	Germany	EUR	No	GSCI	Classic	ETC	Yes	Swaps	No	35	10.91	0.00	23 Apr 2010	Yes	7
ETFS Brent Oil 3-Year	ETF Securities	OSB3 LN	OSB3.L	JE00B1YP7409	Jersey	United Kingdom	USD	No	ICE 3 yrs Brent oil futures	Forward	ETN	No	Futures	No	49	7.29	0.01	14 Aug 2007	Yes	
UBS CMCI OIL ETF EUR SF-I	UBS	OILEUI SW	OILEUI.S	CH0109967932	Switzerland	Switzerland	EUR	Yes	UBS Bloomberg CMCI Oil Total Return Index	Forward	ETF	No	Swaps	No	26	6.52	0.00	1 Jul 2010	Yes	
ETFS WTI 1yr	ETF Securities	OSW1 LN	OSW1.L	JE00B1YPB605	Jersey	United Kingdom	USD	No	WTI 1yr oil futures	Forward	ETN	No	Futures	No	49	5.33	0.01	15 Aug 2007	Yes	
ETFS WTI 2yr	ETF Securities	OSW2 LN	OSW2.L	JE00B1YPB712	Jersey	United Kingdom	USD	No	WTI 2yr oil futures	Forward	ETN	No	Futures	No	49	5.26	0.11	14 Aug 2007	Yes	
UBS CMCI OIL ETF CHF SF-I	UBS	OILCHI SW	OILCHI.S	CH0116015477	Switzerland	Switzerland	CHF	Yes	UBS Bloomberg CMCI Oil Total Return Index	Forward	ETF	No	Swaps	No	45	4.70	0.01	7 Sep 2010	Yes	
ETFS Brent Crude	ETF Securities	BRNT LN	BRNT.L	JE00B78CGV99	Jersey	United Kingdom	USD	No	Dow Jones-UBS Brent Crude Subindex Total Return	Classic	ETC	Yes	Swaps	No	49	4.64	0.14	24 Feb 2012	Yes	
ETFS Brent Crude	ETF Securities	00EA GY	00EA.DE	DE000A1N49P6	Jersey	United Kingdom	EUR	No	Dow Jones-UBS Brent Crude Subindex Total Return	Classic	ETC	Yes	Swaps	No	49	4.64	0.00	14 Mar 2012	No	
ETFS Forward WTI Crude Oil	ETF Securities	FCRU LN	FCRU.L	JE00B24DLX86	Jersey	United Kingdom	USD	No	Dow Jones-UBS WTI Crude Oil Subindex 3 Month Forward Total Return	Forward	ETC	Yes	Swaps	No	49	3.19	0.00	11 Dec 2009	Yes	
NEW ETFS Forward WTI Crude Oil	ETF Securities	FCRU IM	FCRU.MI	JE00B24DLX86	Jersey	Italy	EUR	No	Dow Jones-UBS WTI Crude Oil Subindex 3 Month Forward Total Return	Forward	ETC	Yes	Swaps	No	49	3.19	0.00	1 Apr 2012	No	
ETFS WTI 3yr	ETF Securities	OSW3 LN	OSW3.L	JE00B1YPB936	Jersey	United Kingdom	USD	No	WTI 3yr oil futures	Forward	ETN	No	Futures	No	49	3.00	0.00	15 Aug 2007	Yes	
db Brent Crude Oil Booster GBP Hedged ETC	db x-trackers	XCTO LN	XCTO.L	GB00B68S6216	Jersey	United Kingdom	GBP	Yes	db Brent Crude Oil Booster GBP Index	Enhanced	ETC	Yes	Swaps	No	45	1.56	0.04	14 Apr 2011	Yes	
db Brent Crude Oil Booster CHF Hedged ETC	db x-trackers	XCTT SW	-	DE000A1L9ZY8	Jersey	Switzerland	CHF	Yes	db Crude Oil Booster CHF Index	Enhanced	ETC	Yes	Swaps	No	46	0.97	0.01	11 Jan 2012	Yes	7
Source S&P GSCI Crude Oil Total Return Treasury Bill Secured ETC (T-ETC)	Source	SWTI GY	SWTI.DE	A0T7M7	Ireland	Germany	EUR	No	S&P GSCI Crude Oil Total Return Index	Classic	ETC	Yes	Swaps	No	49	0.75	0.00	20 Apr 2009	Yes	
Source S&P GSCI Crude Oil Total Return Treasury Bill Secured ETC (T-ETC)	Source	SWTI GS	SWTI.SG	A0T7M7	Ireland	Germany	EUR	No	S&P GSCI Crude Oil Total Return Index	Classic	ETC	Yes	Swaps	No	49	0.75	0.00	20 Apr 2009	No	
ETFS Brent Oil 2-Year	ETF Securities	OSB2 LN	OSB2.L	JE00B1YNWG12	Jersey	United Kingdom	USD	No	ICE 2 yrs Brent oil futures	Forward	ETN	No	Futures	No	49	0.75	0.00	14 Aug 2007	Yes	
ETFS Forward Brent Crude	ETF Securities	FBRT LN	FBRT.L	JE00B78CP782	Jersey	United Kingdom	USD	No	Dow Jones-UBS Brent Crude Subindex 3 Month Forward Total Return	Forward	ETC	Yes	Swaps	No	49	0.37	0.01	24 Feb 2012	Yes	
ETFS Forward Brent Crude	ETF Securities	00EB GY	00EB.DE	DE000A1N49Q4	Jersey	United Kingdom	EUR	No	Dow Jones-UBS Brent Crude Subindex 3 Month Forward Total Return	Forward	ETC	Yes	Swaps	No	49	0.37	0.00	14 Mar 2012	No	
ETFS Forward Brent Crude	ETF Securities	PBRT LN	PBRT.L	JE00B766LB87	Jersey	United Kingdom	GBP	Yes	Dow Jones-UBS Brent Crude Subindex Pound Sterling Hedged Daily Total Return	Classic	ETC	Yes	Swaps	No	49	0.20	0.00	3 Feb 2012	Yes	
ETFS GBP Daily Hedged WTI Crude Oil	ETF Securities	PCRD LN	PCRD.L	JE00B6R6N28	Jersey	United Kingdom	GBP	Yes	Dow Jones-UBS WTI Crude Oil Subindex Pound Sterling Hedged Daily Total Return	Classic	ETC	Yes	Swaps	No	49	0.19	0.00	3 Feb 2012	Yes	
ETFS EUR Daily Hedged Brent Crude	ETF Securities	00XT GY	00XT.DE	A1N3G1	Jersey	Germany	EUR	Yes	Dow Jones-UBS Brent Crude Subindex Euro Hedged Daily Total Return	Classic	ETC	Yes	Swaps	No	58	0.08	0.00	15 Mar 2012	Yes	
NEW ETFS EUR Daily Hedged Brent Crude	ETF Securities	EBRT IM	EBRT.MI	JE00B7305Z55	Jersey	Italy	EUR	Yes	Dow Jones-UBS Brent Crude Subindex Euro Hedged Daily	Classic	ETC	Yes	Swaps	No	49	0.08	0.08	6 July 2012	No	
ETFS EUR Daily Hedged WTI Crude Oil	ETF Securities	00XM GY	00XM.DE	A1NZLM	Jersey	Germany	EUR	Yes	Dow Jones-UBS WTI Crude Oil Subindex Euro Hedged Daily Total Return	Classic	ETC	Yes	Swaps	No	52	0.07	0.00	15 Mar 2012	Yes	

Europe (continued)

Product name ¹	Issuer	Bloomberg	Reuters	ISIN/WPK/ Valoren ²	Domicile	Listed country	Trading currency	Currency hedged	Benchmark	Index replication method ³	Legal structure	Collater- alised	Underlying exposure	UCITS fund	Expense ratio ⁴	AUM \$m ⁵	ADV \$m ⁶	Listing date	Primary listing	Note
NEW ETFS EUR Daily Hedged WTI Crude Oil	ETF Securities	ECRD IM	ECECRD.MI	JE00B44F1611	Jersey	Italy	EUR	Yes	Dow Jones-UBS WTI Crude Oil Subindex Euro Hedged Daily	Classic	ETC	Yes	Swaps	No	49	0.07	0.00	6 July 2012	No	
Lyxor ETN Oil	Lyxor	7001S FP	7001S.PA	XS0416703808	France	France	EUR	No	SGI Smart WTI Long Invest	Classic	ETN	No	Swaps	No	60	-	0.00	6 Apr 2009	Yes	
UBS ETC Brent Crude – CHF	UBS	CCOCI SW	CCOCI.S	CH0035787859	Switzerland	Switzerland	CHF	Yes	UBS Bloomberg CMCI BCr TR Hedged CHF	Forward	ETN	No	Swaps	No	72	-	0.04	20 Nov 2007	Yes	
UBS ETC Brent Crude – EUR	UBS	ECOCI SW	ECOCI.S	CH0035787909	Switzerland	Switzerland	EUR	Yes	UBS Bloomberg CMCI BCr TR Hdged EUR	Forward	ETN	No	Swaps	No	42	-	0.02	20 Nov 2007	Yes	
UBS ETC Brent Crude – USD	UBS	TCOCI SW	TCOCI.S	CH0032661685	Switzerland	Switzerland	USD	No	UBS Bloomberg CMCI Brent USD TR	Forward	ETN	No	Swaps	No	30	-	0.07	13 Jul 2007	Yes	
UBS ETC Brent Crude Oil 1-Year	UBS	TCO1Y SW	TCO1Y.S	CH0032661719	Switzerland	Switzerland	USD	No	UBS Bloomberg CMCI Brent USD TR 1Y	Forward	ETN	No	Swaps	No	30	-	0.00	13 Jul 2007	Yes	
UBS ETC Brent Crude Oil 3-Month	UBS	TCO3M SW	TCO3M.S	CH0032661693	Switzerland	Switzerland	USD	No	UBS Bloomberg CMCI Brent USD TR 3M	Forward	ETN	No	Swaps	No	30	-	0.01	13 Jul 2007	Yes	
UBS ETC Brent Crude Oil 6-Month	UBS	TCO6M SW	TCO6M.S	CH0032661701	Switzerland	Switzerland	USD	No	UBS Bloomberg CMCI Brent USD TR 6M	Forward	ETN	No	Swaps	No	30	-	0.00	13 Jul 2007	Yes	
UBS ETC WTI Crude Oil – CHF	UBS	CCLCI SW	CCLCI.S	CH0037069876	Switzerland	Switzerland	CHF	Yes	UBS Bloomberg CMCI WTI Crude Hedged CHF TR	Forward	ETN	No	Swaps	No	72	-	0.09	8 Feb 2008	Yes	
UBS ETC WTI Crude Oil – EUR	UBS	ECLCI SW	ECLCI.S	CH0037069843	Switzerland	Switzerland	EUR	Yes	UBS Bloomberg CMCI WTI Crude Hedged EUR TR	Forward	ETN	No	Swaps	No	42	-	0.08	8 Feb 2008	Yes	
UBS ETC WTI Crude Oil – USD	UBS	TCLCI SW	TCLCI.S	CH0033333326	Switzerland	Switzerland	USD	No	UBS Bloomberg CMCI WTI USD TR	Forward	ETN	No	Swaps	No	47	-	0.20	20 Aug 2007	Yes	
UBS ETC WTI Crude Oil 1-Year	UBS	TCL1Y SW	TC1Y.S	CH0033333367	Switzerland	Switzerland	USD	No	UBS Bloomberg CMCI WTI USD TR 1Y	Forward	ETN	No	Swaps	No	50	-	0.00	20 Aug 2007	Yes	
UBS ETC WTI Crude Oil 3-Month	UBS	TCL3M SW	TC3Y.S	CH0033333342	Switzerland	Switzerland	USD	No	UBS Bloomberg CMCI WTI USD TR 3M	Forward	ETN	No	Swaps	No	30	-	0.00	20 Aug 2007	Yes	
UBS ETC WTI Crude Oil 6-Month	UBS	TCL6M SW	TC6Y.S	CH0033333359	Switzerland	Switzerland	USD	No	UBS Bloomberg CMCI WTI USD TR 6M	Forward	ETN	No	Swaps	No	30	-	0.00	20 Aug 2007	Yes	
UBS ETC on CMCI WTI Crude Oil USD	UBS	OILD LN	OILD.L	CH0106365767	Switzerland	United Kingdom	USD	No	UBS Bloomberg CMCI (CMCI) WTI Crude Oil TR Index	Forward	ETN	No	Swaps	No	30	-	0.00	9 Mar 2010	Yes	
UBS ETC on CMCI Brent Hedged GBP	UBS	LCOG LN	LCOGL.L	CH0106379933	Switzerland	United Kingdom	GBP	Yes	UBS Bloomberg CMCI Brent USD TR	Forward	ETN	No	Swaps	No	80	-	0.00	9 Mar 2010	Yes	
UBS ETC on CMCI Brent Hedged EUR	UBS	LCOE LN	LCOEL.L	CH0106381624	Switzerland	United Kingdom	EUR	Yes	UBS Bloomberg CMCI Brent USD TR	Forward	ETN	No	Swaps	No	42	-	0.00	9 Mar 2010	Yes	
UBS ETC on CMCI Brent USD	UBS	LCOU LN	LCOUL.L	CH0106381715	Switzerland	United Kingdom	USD	No	UBS Bloomberg CMCI Brent USD TR	Forward	ETN	No	Swaps	No	30	-	0.00	9 Mar 2010	Yes	
UBS ETC on CMCI WTI Crude Oil Hedged EUR	UBS	OILE LN	OILE.L	CH0106347062	Switzerland	United Kingdom	EUR	Yes	UBS Bloomberg CMCI (CMCI) WTI Crude Oil TR Index	Forward	ETN	No	Swaps	No	42	-	0.00	9 Mar 2010	Yes	
UBS ETC on CMCI WTI Crude Oil Hedged GBP	UBS	OILL LN	OILL.L	CH0106383919	Switzerland	United Kingdom	GBP	Yes	UBS Bloomberg CMCI (CMCI) WTI Crude Oil TR Index	Forward	ETN	No	Swaps	No	80	-	0.00	9 Mar 2010	Yes	
SG ETN Crude Oil USD	Societe Generale	CRDU LN	CRDU.L	JE00B3M2V97	Jersey	United Kingdom	USD	No	S&P GSCI Crude Oil ER Index	Classic	ETN	No	Swaps	No	40	-	0.00	27 Apr 2010	Yes	
SG ETN Crude Oil GBP	Societe Generale	CRDG LN	CRDG.L	JE00B3MFV449	Jersey	United Kingdom	GBP	Yes	S&P GSCI Crude Oil ER Index	Classic	ETN	No	Swaps	No	40	-	0.00	27 Apr 2010	Yes	
SG ETN Crude Oil EUR	Societe Generale	CRDE LN	CRDE.L	JE00B3MJ8G77	Jersey	United Kingdom	EUR	Yes	S&P GSCI Crude Oil ER Index	Classic	ETN	No	Swaps	No	40	-	0.00	27 Apr 2010	Yes	
Coba ETC 1x Brent Oil Daily Long	Commerzbank	XOC1 GR	XOC1.DE	ETC027	Germany	Germany	EUR	No	1x Brent Oil Daily Long Index	Classic	ETC	Yes	Swaps	No	40	-	0.00	12 Oct 2011	Yes	
Lyxor ETN Oil	Lyxor	ETNOIL GR	-	AQZ9SP	France	Germany	EUR	No	SGI Smart WTI Long Invest	Classic	ETN	No	Swaps	No	60	-	0.00	29 Jun 2009	No	
Lyxor ETN Oil	Lyxor	OILL IM	OILL.MI	XS0416703808	France	Italy	EUR	No	SGI Smart WTI Long Invest	Classic	ETN	No	Swaps	No	60	-	0.13	1 Oct 2010	No	
Coba ETC 1x WTI Oil Daily Long	Commerzbank	XOB1 GY	XOB1.GY	ETC051	Germany	Germany	EUR	No	1x WTI Oil Daily Long Index	Classic	ETC	Yes	Swaps	No	40	-	0.01	21 Feb 2012	Yes	
NEW Source Brent Crude Enhanced T-ETC	Source	BOIL SW	BOIL.S	XS0766094972	Ireland	Switzerland	USD	No	S&P GSCITM Brent Crude Enhanced Total Return Index	Enhanced	ETC	Yes	Swaps	No	49	-	0.00	2 May 2012	Yes	
-1x																				
ETFS Short WTI Crude Oil	ETF Securities	SOIL LN	SOIL.L	JE00B24DK975	Jersey	United Kingdom	USD	No	Dow Jones-UBS WTI Crude Oil Subindex Total Return	Classic	ETC	Yes	Swaps	No	98	46.66	1.64	22 Feb 2008	Yes	
ETFS Short WTI Crude Oil	ETF Securities	9GA7 GY	9GA7.DE	A0V9XY	Jersey	Germany	EUR	No	Dow Jones-UBS WTI Crude Oil Subindex Total Return	Classic	ETC	Yes	Swaps	No	98	46.66	0.07	6 Apr 2008	No	
ETFS Short WTI Crude Oil	ETF Securities	9GA7 GS	9GA7.SG	A0V9XY	Jersey	Germany	EUR	No	Dow Jones-UBS WTI Crude Oil Subindex Total Return	Classic	ETC	Yes	Swaps	No	98	46.66	0.00	6 Apr 2008	No	
ETFS Short WTI Crude Oil	ETF Securities	SOIL IM	SOIL.MI	JE00B24DK975	Jersey	Italy	EUR	No	Dow Jones-UBS WTI Crude Oil Subindex Total Return	Classic	ETC	Yes	Swaps	No	98	46.66	0.44	26 May 2009	No	
ETFS Short WTI Crude Oil	ETF Securities	SOIL IX	-	JE00B24DK975	Jersey	United Kingdom	USD	No	Dow Jones-UBS WTI Crude Oil Subindex Total Return	Classic	ETC	Yes	Swaps	No	98	46.66	0.00	10 Jul 2010	No	
ETFS Short WTI Crude Oil	ETF Securities	SOIL EB	-	JE00B24DK975	Jersey	United Kingdom	USD	No	Dow Jones-UBS WTI Crude Oil Subindex Total Return	Classic	ETC	Yes	Swaps	No	98	46.66	0.00	21 Oct 2010	No	
db ETC Monthly Short Brent Crude Oil Euro Hedged ETC	db x-trackers	XETA GY	XETA.DE	A1AQGW	Jersey	Germany	EUR	Yes	DBLCI – OY Brent Crude Oil EUR Index	Classic	ETC	Yes	Swaps	No	45	4.65	0.14	9 Mar 2010	Yes	
db ETC Monthly Short Brent Crude Oil Euro Hedged ETC	db x-trackers	XETA GS	XETA.GS	A1AQGW	Jersey	Germany	EUR	Yes	DBLCI – OY Brent Crude Oil EUR Index	Classic	ETC	Yes	Swaps	No	45	4.65	0.02	5 Mar 2010	No	
db ETC Monthly Short Brent Crude Oil Euro Hedged ETC	db x-trackers	XETA IM	XETA.MI	DE000A1AQGW3	Jersey	Italy	EUR	No	DBLCI Monthly Short Brent Crude Oil EUR Index	Enhanced	ETC	Yes	Swaps	No	45	4.65	0.06	25 Nov 2010	No	
db Monthly Short Brent Crude Oil ETC (EUR)	db x-trackers	XETK GY	XETK.DE	A1L9YT	Jersey	Germany	EUR	No	db Monthly Short Brent Crude Oil Euro Unhedged Index	Classic	ETC	Yes	Swaps	No	45	3.17	0.01	7 Nov 2011	Yes	
ETFS Short Brent Crude	ETF Securities	SBRT LN	SBRT.L	JE00B78DPL57	Jersey	United Kingdom	USD	No	DJ-UBS Brent Crude Sub-IndexSM	Classic	ETC	Yes	Swaps	No	98	2.17	0.07	24 Feb 2012	Yes	
db Monthly Short WTI Crude Oil ETC (EUR)	db x-trackers	XETW GY	XETW.DE	A1L9YU	Jersey	Germany	EUR	No	db Monthly Short WTI Crude Oil Euro Unhedged Index	Enhanced	ETC	Yes	Swaps	No	45	1.61	0.01	7 Nov 2011	Yes	
db Monthly Short WTI Crude Oil ETC (EUR)	db x-trackers	XETW IM	XETW.MI	DE000A1L9YU9	Jersey	Italy	EUR	No	db Monthly Short WTI Crude Oil Euro Unhedged Index	Enhanced	ETC	Yes	Swaps	No	45	1.61	0.02	16 Jan 2012	No	
Lyxor ETN Short Oil	Lyxor	7002S FP	7002S.PA	XS0416714599	France	France	EUR	No	SGI WTI Short Invest	Classic	ETN	No	Swaps	No	30	-	0.00	6 Apr 2009	Yes	
Coba ETC -1x Brent Oil Daily Short	Commerzbank	XOC3 GR	XOC3.DE	ETC031	Germany	Germany	EUR	No	-1x Brent Oil Daily Short Index	Classic	ETC	Yes	Swaps	No	40	-	0.00	12 Oct 2011	Yes	
Lyxor ETN Short Oil	Lyxor	ETNOIS GR	-	AQZ9SQ	France	Germany	EUR	No	SGI WTI Short Invest	Classic	ETN	No	Swaps	No	30	-	0.00	29 Jun 2009	No	
Lyxor ETN Short Oil	Lyxor	OILS IM	OILS.MI	XS0416714599	France	Italy	EUR	No	SGI WTI Short Invest	Classic	ETN	No	Swaps	No	30	-	0.18	4 Oct 2010	No	
Coba ETC -1x WTI Oil Daily Short	Commerzbank	XOB5 GY	XOB5.GY	ETC055	Germany	Germany	EUR	No	-1x WTI Oil Daily Short Index	Classic	ETC	Yes	Swaps	No	40	-	0.00	21 Feb 2012	Yes	
2x																				
ETFS Leveraged WTI Crude Oil	ETF Securities	LOIL LN	LOIL.L	JE00B2NFTJ73	Jersey	United Kingdom	USD	No	Dow Jones-UBS WTI Crude Oil Subindex Total Return	Classic	ETC	Yes	Swaps	No	98	91.16	1.70	3 Nov 2008	Yes	
ETFS Leveraged WTI Crude Oil	ETF Securities	4RT6 GY	4RT6.DE	A0V9YX	Jersey	Germany	EUR	No	Dow Jones-UBS WTI Crude Oil Subindex Total Return	Classic	ETC	Yes	Swaps	No	98	91.16	0.18	6 Dec 2008	No	
ETFS Leveraged WTI Crude Oil	ETF Securities	4RT6 GS	4RT6.SG	A0V9YX	Jersey	Germany	EUR	No	Dow Jones-UBS WTI Crude Oil Subindex Total Return	Classic	ETC	Yes	Swaps	No	98	91.16	0.02	6 Dec 2008	No	
ETFS Leveraged WTI Crude Oil	ETF Securities	LOIL IM	LOIL.MI	JE00B2NFTJ73	Jersey	Italy	EUR	No	Dow Jones-UBS WTI Crude Oil Subindex Total Return	Classic	ETC	Yes	Swaps	No	98	91.16	1.28	26 May 2009	No	
ETFS Leveraged WTI Crude Oil	ETF Securities	LOIL EB	-	JE00B2NFTJ73	Jersey	United Kingdom	USD	No	Dow Jones-UBS WTI Crude Oil Subindex Total Return	Classic	ETC	Yes	Swaps	No	98	91.16	0.00	10 Jun 2010	No	
ETFS Leveraged WTI Crude Oil	ETF Securities	LOIL IX	-	JE00B2NFTJ73	Jersey	United Kingdom	USD	No	Dow Jones-UBS WTI Crude Oil Subindex Total Return	Classic	ETC	Yes	Swaps	No	98	91.16	0.00	14 Oct 2010	No	
db Monthly Leveraged Brent Oil ETC (EUR)	db x-trackers	XCTM GY	XCTM.DE	A1L9YN	Jersey	Germany	EUR	No	db Monthly Leveraged Brent Crude Oil Euro Unhedged Index	Enhanced	ETC	Yes	Swaps	No	45	0.97	0.03	7 Nov 2011	Yes	
db Monthly Leveraged Brent Oil ETC (EUR)	db x-trackers	XCTM IM	XCTM.MI	DE000A1L9YN4	Jersey	Italy	EUR	No	db Monthly Leveraged Brent Crude Oil Euro Unhedged Index	Enhanced	ETC	Yes	Swaps	No	45	0.97	0.03	16 Jan 2012	No	
db Monthly Leveraged WTI Oil ETC (EUR)	db x-trackers	XCTW GY	XCTW.DE	A1L9YP	Jersey	Germany	EUR	No	db Monthly Leveraged WTI Oil Euro Unhedged Index	Enhanced	ETC	Yes	Swaps	No	45	0.92	0.03	7 Nov 2011	Yes	
db Monthly Leveraged WTI Oil ETC (EUR)	db x-trackers	XCTW IM	XCTW.MI	DE000A1L9YP9	Jersey	Italy	EUR	No	db Monthly Leveraged WTI Oil Euro Unhedged Index	Enhanced	ETC	Yes	Swaps	No	45	0.92	0.02	16 Jan 2012	No	
ETFS Leveraged Brent Crude	ETF Securities	LBRT LN	LBRT.L	JE00B789ZG89	Jersey	United Kingdom	USD	No	DJ-UBS Brent Crude Sub-IndexSM	Classic	ETC	Yes	Swaps	No	98	0.71	0.03	24 Feb 2012	Yes	
UBS ETC 2x Long CMCI WTI Crude	UBS	OIL2L SW	OIL2L.S	CH0035730362	Switzerland	Switzerland	USD	No	UBS Bloomberg CMCI WTI Crude Oil 2x Long	Forward	ETN	No	Swaps	No	98	-	0.05	24 Feb 2009	Yes	
Coba ETC 2x Brent Oil Daily Long	Commerzbank	XOC2 GR	XOC2.DE	ETC028	Germany	Germany	EUR	No	2x Brent Oil Daily Long Index	Classic	ETC	Yes	Swaps	No	60	-	0.01	12 Oct 2011	Yes	
Coba ETC 2x WTI Oil Daily Long	Commerzbank	XOB2 GY	XOB2.GY	ETC052	Germany	Germany	EUR	No	2x WTI Oil Daily Long Index	Classic	ETC	Yes	Swaps	No	60	-				

Europe (continued)

Product name ¹	Issuer	Bloomberg	Reuters	ISIN/WPK/ Valoren ²	Domicile	Listed country	Trading currency	Currency hedged	Benchmark	Index replication method ³	Legal structure	Collater- alised	Underlying exposure	UCITS fund	Expense ratio ⁴	AUM \$m ⁵	ADV \$m ⁶	Listing date	Primary listing	Note
-2x																				
UBS ETC 2x Short CMCI WTI Crude	UBS	OIL2S SW	OIL2S.S	CH0035730370	Switzerland	Switzerland	USD	No	UBS Bloomberg CMCI WTI Crude Oil Index 2x Short – 3 Month	Forward	ETN	No	Swaps	No	98	–	0.03	24 Feb 2009	Yes	
Coba ETC -2x Brent Oil Daily Short	Commerzbank	X0C4 GR	X0C4.DE	ETC032	Germany	Germany	EUR	No	-2x Brent Oil Daily Short Index	Classic	ETC	Yes	Swaps	No	60	–	0.00	12 Oct 2011	Yes	
Coba ETC -2x WTI Oil Daily Short	Commerzbank	X0B6 GY	X0B6 GY	ETC056	Germany	Germany	EUR	No	-2x WTI Oil Daily Short Index	Classic	ETC	Yes	Swaps	No	60	–	0.00	21 Feb 2012	Yes	
3x																				
Coba ETC 3x Brent Oil Daily Long	Commerzbank	X0D1 GR	X0D1.DE	ETC029	Germany	Germany	EUR	No	3x Brent Oil Daily Long Index	Classic	ETC	Yes	Swaps	No	75	–	0.00	12 Oct 2011	Yes	
-3x																				
Coba ETC -3x Brent Oil Daily Short	Commerzbank	X0D3 GR	X0D3.DE	ETC033	Germany	Germany	EUR	No	-3x Brent Oil Daily Short Index	Classic	ETC	Yes	Swaps	No	75	–	0.00	12 Oct 2011	Yes	
Coba ETC -3x WTI Oil Daily Short	Commerzbank	X0B7 GY	X0B7 GY	ETC057	Germany	Germany	EUR	No	-3x WTI Oil Daily Short Index	Classic	ETC	Yes	Swaps	No	75	–	0.00	21 Feb 2012	Yes	
4x																				
Coba ETC 4x Brent Oil Daily Long	Commerzbank	X0D2 GR	X0D2.DE	ETC030	Germany	Germany	EUR	No	4x Brent Oil Daily Long Index	Classic	ETC	Yes	Swaps	No	75	–	0.01	12 Oct 2011	Yes	
Coba ETC 3x WTI Oil Daily Long	Commerzbank	X0B3 GY	X0B3 GY	ETC053	Germany	Germany	EUR	No	3x WTI Oil Daily Long Index	Classic	ETC	Yes	Swaps	No	75	–	0.00	21 Feb 2012	Yes	
Coba ETC 4x WTI Oil Daily Long	Commerzbank	X0B4 GY	X0B4 GY	ETC054	Germany	Germany	EUR	No	4x WTI Oil Daily Long Index	Classic	ETC	Yes	Swaps	No	75	–	0.00	21 Feb 2012	Yes	
-4x																				
Coba ETC -4x Brent Oil Daily Short	Commerzbank	X0D4 GR	X0D4.DE	ETC034	Germany	Germany	EUR	No	-4x Brent Oil Daily Short Index	Classic	ETC	Yes	Swaps	No	75	–	0.02	12 Oct 2011	Yes	
Coba ETC -4x WTI Oil Daily Short	Commerzbank	X0B8 GY	X0B8 GY	ETC058	Germany	Germany	EUR	No	-4x WTI Oil Daily Short Index	Classic	ETC	Yes	Swaps	No	75	–	0.00	21 Feb 2012	Yes	
Electricity																				
1x																				
db Strom ETC	db x-trackers	XPOW GY	XPOW.DE	A1L9YM	Jersey	Germany	EUR	No	db German Electricity EUR Index	Classic	ETC	Yes	Swaps	No	45	1.10	0.00	7 Nov 2011	Yes	
Gasoline																				
1x																				
ETFS Gasoline	ETF Securities	UGAS LN	UGAS.L	GB00B15KXW40	Jersey	United Kingdom	USD	No	Dow Jones-UBS Unleaded Gasoline Subindex Total Return	Classic	ETC	Yes	Swaps	No	49	16.20	0.10	27 Sep 2006	Yes	
ETFS Gasoline	ETF Securities	UGASP FP	UGASP.PA	GB00B15KXW40	Jersey	France	EUR	No	Dow Jones-UBS Unleaded Gasoline Subindex Total Return	Classic	ETC	Yes	Swaps	No	49	16.20	0.01	26 Sep 2007	No	
ETFS Gasoline	ETF Securities	OD7G GY	OD7G.DE	A0KRJY	Jersey	Germany	EUR	No	Dow Jones-UBS Unleaded Gasoline Subindex Total Return	Classic	ETC	Yes	Swaps	No	49	16.20	0.01	11 Mar 2006	No	
ETFS Gasoline	ETF Securities	OD7G GS	OD7G.SG	A0KRJY	Jersey	Germany	EUR	No	Dow Jones-UBS Unleaded Gasoline Subindex Total Return	Classic	ETC	Yes	Swaps	No	49	16.20	0.00	11 Mar 2006	No	
ETFS Gasoline	ETF Securities	UGAS IM	UGAS.MI	GB00B15KXW40	Jersey	Italy	EUR	No	Dow Jones-UBS Unleaded Gasoline Subindex Total Return	Classic	ETC	Yes	Swaps	No	49	16.20	0.11	13 Apr 2007	No	
UBS ETC Gasoline – USD	UBS	TQSCI SW	TQSCI.S	CH0037787592	Switzerland	Switzerland	USD	No	UBS Bloomberg CMCI Gasoil USD TR	Forward	ETN	No	Swaps	No	40	–	0.00	8 Feb 2008	Yes	
UBS ETC Gasoline – CHF	UBS	CXBCI SW	CXBCI.S	CH0036834981	Switzerland	Switzerland	CHF	Yes	UBS Bloomberg CMCI RBOB Gasoline Hdged CHF TR	Forward	ETN	No	Swaps	No	84	–	0.00	8 Feb 2008	Yes	
UBS ETC Gasoline – EUR	UBS	EXBCI SW	EXBCI.S	CH0036834882	Switzerland	Switzerland	EUR	Yes	UBS Bloomberg CMCI RBOB Gasoline Hdged EUR TR	Forward	ETN	No	Swaps	No	52	–	0.00	18 Jan 2008	Yes	
UBS ETC Gasoline – USD	UBS	TXBCI SW	TXBCI.S	CH0036834908	Switzerland	Switzerland	USD	No	UBS Bloomberg CMCI Gasoline USD TR	Forward	ETN	No	Swaps	No	40	–	0.00	18 Jan 2008	Yes	
-1x																				
ETFS Short Gasoline	ETF Securities	SGAS LN	SGAS.L	JE00B24DKB91	Jersey	United Kingdom	USD	No	Dow Jones-UBS Unleaded Gasoline Subindex Total Return	Classic	ETC	Yes	Swaps	No	98	0.57	0.00	22 Feb 2008	Yes	
ETFS Short Gasoline	ETF Securities	9GA8 GY	9GA8.DE	A0V9XZ	Jersey	Germany	EUR	No	Dow Jones-UBS Unleaded Gasoline Subindex Total Return	Classic	ETC	Yes	Swaps	No	98	0.57	0.00	6 Apr 2008	No	
ETFS Short Gasoline	ETF Securities	9GA8 GS	9GA8.SG	A0V9XZ	Jersey	Germany	EUR	No	Dow Jones-UBS Unleaded Gasoline Subindex Total Return	Classic	ETC	Yes	Swaps	No	98	0.57	0.00	6 Apr 2008	No	
NEW ETFS Short Gasoline	ETF Securities	SGAS IM	SGAS.MI	JE00B24DKB91	Jersey	Italy	EUR	No	Dow Jones-UBS Unleaded Gasoline Subindex Total Return	Classic	ETC	Yes	Swaps	No	98	0.57	0.00	1 Apr 2012	No	
2x																				
ETFS Leveraged Gasoline	ETF Securities	LGAS LN	LGAS.L	JE00B2NFTK88	Jersey	United Kingdom	USD	No	Dow Jones-UBS Unleaded Gasoline Subindex Total Return	Classic	ETC	Yes	Swaps	No	98	1.02	0.00	3 Nov 2008	Yes	
ETFS Leveraged Gasoline	ETF Securities	4RT7 GY	4RT7.DE	A0V9YY	Jersey	Germany	EUR	No	Dow Jones-UBS Unleaded Gasoline Subindex Total Return	Classic	ETC	Yes	Swaps	No	98	1.02	0.00	6 Dec 2008	No	
ETFS Leveraged Gasoline	ETF Securities	4RT7 GS	4RT7.SG	A0V9YY	Jersey	Germany	EUR	No	Dow Jones-UBS Unleaded Gasoline Subindex Total Return	Classic	ETC	Yes	Swaps	No	98	1.02	0.00	6 Dec 2008	No	
NEW ETFS Leveraged Gasoline	ETF Securities	LGAS IM	LGAS.MI	JE00B2NFTK88	Jersey	Italy	EUR	No	Dow Jones-UBS Unleaded Gasoline Subindex Total Return	Classic	ETC	Yes	Swaps	No	98	1.02	0.00	1 Apr 2012	No	
Heating Oil																				
1x																				
ETFS Heating Oil	ETF Securities	HEAT LN	HEAT.L	GB00B15KXY63	Jersey	United Kingdom	USD	No	Dow Jones-UBS Heating Oil Subindex Total Return	Classic	ETC	Yes	Swaps	No	49	14.06	0.08	27 Sep 2006	Yes	
ETFS Heating Oil	ETF Securities	HEATP FP	HEATP.PA	GB00B15KXY63	Jersey	France	EUR	No	Dow Jones-UBS Heating Oil Subindex Total Return	Classic	ETC	Yes	Swaps	No	49	14.06	0.00	3 May 2007	No	
ETFS Heating Oil	ETF Securities	OD7I GY	OD7I.DE	A0KRJ0	Jersey	Germany	EUR	No	Dow Jones-UBS Heating Oil Subindex Total Return	Classic	ETC	Yes	Swaps	No	49	14.06	0.01	11 Mar 2006	No	
ETFS Heating Oil	ETF Securities	OD7I GS	OD7I.SG	A0KRJ0	Jersey	Germany	EUR	No	Dow Jones-UBS Heating Oil Subindex Total Return	Classic	ETC	Yes	Swaps	No	49	14.06	0.00	11 Mar 2006	No	
ETFS Heating Oil	ETF Securities	HEAT IM	HEAT.MI	GB00B15KXY63	Jersey	Italy	EUR	No	Dow Jones-UBS Heating Oil Subindex Total Return	Classic	ETC	Yes	Swaps	No	49	14.06	0.03	13 Apr 2007	No	
ETFS Leveraged Heating Oil	ETF Securities	4RT9 GY	4RT9.DE	A0V9Y0	Jersey	Germany	EUR	No	Dow Jones-UBS Heating Oil Subindex Total Return	Classic	ETC	Yes	Swaps	No	98	0.73	0.00	6 Dec 2008	No	
ETFS Leveraged Heating Oil	ETF Securities	4RT9 GS	4RT9.SG	A0V9Y0	Jersey	Germany	EUR	No	Dow Jones-UBS Heating Oil Subindex Total Return	Classic	ETC	Yes	Swaps	No	98	0.73	0.00	6 Dec 2008	No	
ETFS Forward Heating Oil	ETF Securities	HEAF LN	HEAF.L	JE00B24DM021	Jersey	United Kingdom	USD	No	Dow Jones-UBS Heating Oil Subindex 3 Month Forward Total Return	Forward	ETC	Yes	Swaps	No	49	0.18	0.00	29 Nov 2007	Yes	
NEW ETFS Forward Heating Oil	ETF Securities	HEAF IM	HEAF.MI	JE00B24DM021	Jersey	Italy	EUR	No	Dow Jones-UBS Heating Oil Subindex 3 Month Forward Total Return	Forward	ETC	Yes	Swaps	No	49	0.18	0.00	1 Apr 2012	No	
UBS ETC Heating Oil – USD	UBS	THOCI SW	THOCI.S	CH0037787600	Switzerland	Switzerland	USD	No	UBS Bloomberg CMCI Heat Oil USD TR	Forward	ETN	No	Swaps	No	40	–	0.00	8 Feb 2008	Yes	
Coba ETC 1x Gas Oil Daily Long	Commerzbank	X0E1 GY	X0E1.DE	DE000ETC0837	Germany	Germany	EUR	No	1x Gas Oil Daily Long Index	Classic	ETC	Yes	Swaps	No	40	–	–	28 Mar 2012	Yes	
-1x																				
ETFS Short Heating Oil	ETF Securities	SHEA LN	SHEA.L	JE00B24DKD16	Jersey	United Kingdom	USD	No	Dow Jones-UBS Heating Oil Subindex Total Return	Classic	ETC	Yes	Swaps	No	98	0.49	0.00	22 Feb 2008	Yes	
ETFS Short Heating Oil	ETF Securities	4RTA GY	4RTA.DE	DE000A0V9X17	Jersey	Germany	EUR	No	Dow Jones-UBS Heating Oil Subindex Total Return	Classic	ETC	Yes	Swaps	No	98	0.49	0.00	6 Apr 2008	No	
ETFS Short Heating Oil	ETF Securities	4RTA GS	4RTA.SG	DE000A0V9X17	Jersey	Germany	EUR	No	Dow Jones-UBS Heating Oil Subindex Total Return	Classic	ETC	Yes	Swaps	No	98	0.49	0.00	6 Apr 2008	No	
NEW ETFS Short Heating Oil	ETF Securities	SHEA IM	SHEA.MI	JE00B24DKD16	Jersey	Italy	EUR	No	Dow Jones-UBS Heating Oil Subindex Total Return	Classic	ETC	Yes	Swaps	No	98	0.49	0.00	1 Apr 2012	No	
Coba ETC -1x Gas Oil Daily Short	Commerzbank	X0E5 GY	X0E5.DE	DE000ETC0878	Germany	Germany	EUR	No	-1x Gas Oil Daily Long Index	Classic	ETC	Yes	Swaps	No	60	–	–	28 Mar 2012	Yes	
2x																				
ETFS Leveraged Heating Oil	ETF Securities	LHEO LN	LHEA.L	JE00B2NFTM03	Jersey	United Kingdom	USD	No	Dow Jones-UBS Heating Oil Subindex Total Return	Classic	ETC	Yes	Swaps	No	98	0.73	0.00	3 Nov 2008	Yes	
NEW ETFS Leveraged Heating Oil	ETF Securities	LHEO IM	LHEO.MI	JE00B2NFTM03	Jersey	Italy	EUR	No	Dow Jones-UBS Heating Oil Subindex Total Return	Classic	ETC	Yes	Swaps	No	98	0.73	0.00	1 Apr 2012	No	
Coba ETC 2x Gas Oil Daily Long	Commerzbank	X0E2 GY	X0E2.DE	DE000ETC0845	Germany	Germany	EUR	No	2x Gas Oil Daily Long Index	Classic	ETC	Yes	Swaps	No	60	–	–	28 Mar 2012	Yes	
-2x																				
Coba ETC -2x Gas Oil Daily Short	Commerzbank	X0E6 GY	X0E6.DE	DE000ETC0886	Germany	Germany	EUR	No	-2x Gas Oil Daily Long Index	Classic	ETC	Yes	Swaps	No	60	–	–	28 Mar 2012	Yes	

Europe (continued)

Product name ¹	Issuer	Bloomberg	Reuters	ISIN/WPK/ Valoren ²	Domicile	Listed country	Trading currency	Currency hedged	Benchmark	Index replication method ³	Legal structure	Collater- alised	Underlying exposure	UCITS fund	Expense ratio ⁴	AUM \$m ⁵	ADV \$m ⁶	Listing date	Primary listing	Note
Natural Gas																				
1x																				
ETFS Natural Gas	ETF Securities	NGAS LN	NGAS.L	GB00B15KY104	Jersey	United Kingdom	USD	No	Dow Jones-UBS Natural Gas Subindex Total Return	Classic	ETC	Yes	Swaps	No	49	197.40	0.39	27 Sep 2006	Yes	
ETFS Natural Gas	ETF Securities	NGASP FP	NGASP.PA	GB00B15KY104	Jersey	France	EUR	No	Dow Jones-UBS Natural Gas Subindex Total Return	Classic	ETC	Yes	Swaps	No	49	197.40	0.06	4 May 2007	No	
ETFS Natural Gas	ETF Securities	OD7L GY	OD7L.DE	DE000A0KRJ36	Jersey	Germany	EUR	No	Dow Jones-UBS Natural Gas Subindex Total Return	Classic	ETC	Yes	Swaps	No	49	197.40	0.09	11 Mar 2006	No	
ETFS Natural Gas	ETF Securities	OD7L GS	OD7L.SG	DE000A0KRJ36	Jersey	Germany	EUR	No	Dow Jones-UBS Natural Gas Subindex Total Return	Classic	ETC	Yes	Swaps	No	49	197.40	0.01	11 Mar 2006	No	
ETFS Natural Gas	ETF Securities	NGAS IM	NGAS.MI	GB00B15KY104	Jersey	Italy	EUR	No	Dow Jones-UBS Natural Gas Subindex Total Return	Classic	ETC	Yes	Swaps	No	49	197.40	0.60	13 Apr 2007	No	
ETFS Natural Gas	ETF Securities	NGSP IX	-	GB00B15KY104	Jersey	United Kingdom	GBP	No	Dow Jones-UBS Natural Gas Subindex Total Return	Classic	ETC	Yes	Swaps	No	49	197.40	0.00	31 May 2011	No	
ETFS Natural Gas	ETF Securities	NGAS EB	-	GB00B15KY104	Jersey	United Kingdom	USD	No	Dow Jones-UBS Natural Gas Subindex Total Return	Classic	ETC	Yes	Swaps	No	49	197.40	0.00	10 Jun 2010	No	
ETFS Natural Gas	ETF Securities	NGAS IX	-	GB00B15KY104	Jersey	United Kingdom	USD	No	Dow Jones-UBS Natural Gas Subindex Total Return	Classic	ETC	Yes	Swaps	No	49	197.40	0.00	10 Jun 2010	No	
ETFS Natural Gas	ETF Securities	NGSP LN	NGSP.L	GB00B15KY104	Jersey	United Kingdom	GBP	No	Dow Jones-UBS Natural Gas Subindex Total Return	Classic	ETC	Yes	Swaps	No	49	197.40	0.11	29 Oct 2007	No	
ETFS Forward Natural Gas	ETF Securities	NGAF LN	NGAF.L	JE00B24DM351	Jersey	United Kingdom	USD	No	Dow Jones-UBS Natural Gas Subindex 3 Month Forward Total Return	Forward	ETC	Yes	Swaps	No	49	5.42	0.01	29 Nov 2007	Yes	
ETFS Forward Natural Gas	ETF Securities	NGAFP FP	NGAFP.PA	JE00B24DM351	Jersey	France	EUR	No	Dow Jones-UBS Natural Gas Subindex 3 Month Forward Total Return	Forward	ETC	Yes	Swaps	No	49	5.42	0.00	3 Mar 2008	No	
ETFS Forward Natural Gas	ETF Securities	9GAQ GY	9GAE.DE	DE000A0SVYC2	Jersey	Germany	EUR	No	Dow Jones-UBS Natural Gas Subindex 3 Month Forward Total Return	Forward	ETC	Yes	Swaps	No	49	5.42	0.01	27 Nov 2007	No	
ETFS Forward Natural Gas	ETF Securities	9GAQ GS	9GAE.SG	DE000A0SVYC2	Jersey	Germany	EUR	No	Dow Jones-UBS Natural Gas Subindex 3 Month Forward Total Return	Forward	ETC	Yes	Swaps	No	49	5.42	0.00	27 Nov 2007	No	
ETFS Forward Natural Gas	ETF Securities	NGAF IM	NGAF.MI	JE00B24DM351	Jersey	Italy	EUR	No	Dow Jones-UBS Natural Gas Subindex 3 Month Forward Total Return	Forward	ETC	Yes	Swaps	No	49	5.42	0.01	23 Jan 2008	No	
RICI Enhanced Natural Gas	RBS	9J6P GY	9J6P.DE	NL0009360775	Germany	Germany	EUR	No	Rogers International Commodity Index Natural Gas	Enhanced	ETC	Yes	Swaps	No	85	4.12	0.00	23 Apr 2010	Yes	
GSCI Natural Gas ETC	RBS	9J6S GY	9J6S.DE	NL0009360809	Germany	Germany	EUR	No	S&P GSCI Natural Gas Index	Classic	ETC	Yes	Swaps	No	35	3.20	0.00	23 Apr 2010	Yes	
db Natural Gas Booster ETC	db x-trackers	XCT2 LN	XCT2.L	GB00B438CS06	Jersey	United Kingdom	USD	No	db Agriculture Booster Index	Enhanced	ETC	Yes	Swaps	No	45	2.21	0.00	1 Jul 2010	Yes	
db Natural Gas Booster ETC	db x-trackers	XCT2 SW	XCT2.S	GB00B438CS06	Jersey	Switzerland	USD	No	db Agriculture Booster Index	Enhanced	ETC	Yes	Swaps	No	45	2.21	0.00	9 Nov 2010	No	
db Natural Gas Booster Euro Hedged ETC	db x-trackers	XCTK GY	XCTK.DE	DE000A1ED2K0	Jersey	Germany	EUR	Yes	db Natural Gas Booster EUR Index	Enhanced	ETC	Yes	Swaps	No	45	1.86	0.01	8 Apr 2010	Yes	
db Natural Gas Booster Euro Hedged ETC	db x-trackers	XCTK GS	XCTK.SG	DE000A1ED2K0	Jersey	Germany	EUR	Yes	db Natural Gas Booster EUR Index	Enhanced	ETC	Yes	Swaps	No	45	1.86	0.00	8 Apr 2010	No	
Source S&P GSCI Natural Gas Total Return Treasury Bill Secured ETC (T-ETC)	Source	SNGAS GY	SNGAS.DE	XS0417151114	Ireland	Germany	EUR	No	S&P GSCI Natural Gas Total Return Index	Classic	ETC	Yes	Swaps	No	49	1.09	0.01	20 Apr 2009	Yes	
Source S&P GSCI Natural Gas Total Return Treasury Bill Secured ETC (T-ETC)	Source	SNGAS GS	SNGAS.SG	XS0417151114	Ireland	Germany	EUR	No	S&P GSCI Natural Gas Total Return Index	Classic	ETC	Yes	Swaps	No	49	1.09	0.00	20 Apr 2009	No	
Source S&P GSCI Natural Gas Total Return Treasury Bill Secured ETC (T-ETC)	Source	SNGAS SW	SNGAS.S	XS0417151114	Ireland	Switzerland	USD	No	S&P GSCI Natural Gas Total Return Index	Classic	ETC	Yes	Swaps	No	49	1.09	0.00	8 Nov 2010	No	
ETFS EUR Daily Hedged Natural Gas	ETF Securities	00XP GY	00XP.DE	DE000A1NZLP1	Jersey	Germany	EUR	Yes	Dow Jones-UBS Natural Gas Subindex Euro Hedged Daily Total Return	Classic	ETC	Yes	Swaps	No	54	0.28	0.00	15 Mar 2012	Yes	
NEW ETFS EUR Daily Hedged Natural Gas	ETF Securities	ENGS IM	ENGS.MI	JE00B6XF0923	Jersey	Italy	EUR	Yes	Dow Jones-UBS Natural Gas Subindex Euro Hedged Daily	Classic	ETC	Yes	Swaps	No	49	0.28	0.00	6 Jul 2012	No	
ETFS GBP Daily Hedged Natural Gas	ETF Securities	PNGA LN	PNGA.L	JE00B76KXL43	Jersey	United Kingdom	GBP	Yes	Dow Jones-UBS Natural Gas Subindex Pound Sterling Hedged Daily Total Return	Classic	ETC	Yes	Swaps	No	49	0.08	0.00	3 Feb 2012	Yes	
UBS ETC Natural Gas – CHF	UBS	CNGCI SW	CNGCI.S	CH0042990090	Switzerland	Switzerland	CHF	Yes	UBS Bloomberg CMCI Natural Gas NYM Hedged CHF TR	Forward	ETN	No	Swaps	No	84	-	0.01	9 Jun 2008	Yes	
UBS ETC Natural Gas – EUR	UBS	ENGC SW	ENGC.S	CH0042990082	Switzerland	Switzerland	EUR	Yes	UBS Bloomberg CMCI Natural Gas NYM Hedged EUR TR	Forward	ETN	No	Swaps	No	52	-	0.01	9 Jun 2008	Yes	
UBS ETC Natural Gas – USD	UBS	TNGCI SW	TNGCI.S	CH0037787659	Switzerland	Switzerland	USD	No	UBS Bloomberg CMCI Natural Gas USD TR	Forward	ETN	No	Swaps	No	40	-	0.03	8 Feb 2008	Yes	
UBS ETC on CMCI Natural Gas USD	UBS	NATU LN	NATU.L	CH0106343228	Switzerland	United Kingdom	USD	No	UBS Bloomberg CMCI Natural Gas USD TR	Forward	ETN	No	Swaps	No	40	-	0.00	9 Mar 2010	Yes	
UBS ETC on CMCI Natural Gas Hedged GBP	UBS	NATG LN	NATG.L	CH0106344630	Switzerland	United Kingdom	GBP	Yes	UBS Bloomberg CMCI Natural Gas USD TR	Forward	ETN	No	Swaps	No	90	-	0.00	9 Mar 2010	Yes	
UBS ETC on CMCI Natural Gas Hedged EUR	UBS	NATE LN	NATE.L	CH0106343442	Switzerland	United Kingdom	EUR	Yes	UBS Bloomberg CMCI Natural Gas USD TR	Forward	ETN	No	Swaps	No	52	-	0.00	9 Mar 2010	Yes	
SG ETN Natural Gas EUR	Societe Generale	GASE LN	GASER.L	JE00B3P0Y146	Jersey	United Kingdom	EUR	Yes	S&P GSCI Natural Gas ER Index	Classic	ETN	No	Swaps	No	50	-	0.00	27 Apr 2010	Yes	
SG ETN Natural Gas GBP	Societe Generale	GASG LN	GASG.L	JE00B5PD7P29	Jersey	United Kingdom	GBP	Yes	S&P GSCI Natural Gas ER Index	Classic	ETN	No	Swaps	No	50	-	0.00	27 Apr 2010	Yes	
SG ETN Natural Gas USD	Societe Generale	GASU LN	GASU.L	JE00B5PPQB77	Jersey	United Kingdom	USD	No	S&P GSCI Natural Gas ER Index	Classic	ETN	No	Swaps	No	50	-	0.00	27 Apr 2010	Yes	
Coba ETC 1x Natural Gas Daily Long	Commerzbank	XOC5 GR	XOC5.DE		Germany	Germany	EUR	No	1x Natural Gas Daily Long Index	Classic	ETC	Yes	Swaps	No	40	-	0.00	12 Oct 2011	Yes	
-1x																				
ETFS Short Natural Gas	ETF Securities	SNGA LN	SNGA.L	JE00B24DKH53	Jersey	United Kingdom	USD	No	Dow Jones-UBS Natural Gas Subindex Total Return	Classic	ETC	Yes	Swaps	No	98	7.93	0.30	22 Feb 2008	Yes	
ETFS Short Natural Gas	ETF Securities	4RTD GY	4RTD.DE	DE000A0V9X41	Jersey	Germany	EUR	No	Dow Jones-UBS Natural Gas Subindex Total Return	Classic	ETC	Yes	Swaps	No	98	7.93	0.09	6 Apr 2008	No	
ETFS Short Natural Gas	ETF Securities	4RTD GS	4RTD.SG	DE000A0V9X41	Jersey	Germany	EUR	No	Dow Jones-UBS Natural Gas Subindex Total Return	Classic	ETC	Yes	Swaps	No	98	7.93	0.00	6 Apr 2008	No	
ETFS Short Natural Gas	ETF Securities	SNGA IM	SNGA.MI	JE00B24DKH53	Jersey	Italy	EUR	No	Dow Jones-UBS Natural Gas Subindex Total Return	Classic	ETC	Yes	Swaps	No	98	7.93	0.69	26 May 2009	No	
ETFS Short Natural Gas	ETF Securities	SNGA EB	-	JE00B24DKH53	Jersey	United Kingdom	USD	No	Dow Jones-UBS Natural Gas Subindex Total Return	Classic	ETC	Yes	Swaps	No	98	7.93	0.00	14 Oct 2010	No	
ETFS Short Natural Gas	ETF Securities	SNGA IX	-	JE00B24DKH53	Jersey	United Kingdom	USD	No	Dow Jones-UBS Natural Gas Subindex Total Return	Classic	ETC	Yes	Swaps	No	98	7.93	0.00	5 Apr 2011	No	
db Monthly Short Natural Gas ETC (EUR)	db x-trackers	XETN GY	XETN.DE	DE000A1L9YV7	Jersey	Germany	EUR	No	db Monthly Short Natural Gas Euro Unhedged Index	Enhanced	ETC	Yes	Swaps	No	45	2.57	0.15	7 Nov 2011	Yes	7
db Monthly Short Natural Gas ETC (EUR)	db x-trackers	XETN IM	XETN.MI	DE000A1L9YV7	Jersey	Italy	EUR	No	db Monthly Short Natural Gas Euro Unhedged Index	Enhanced	ETC	Yes	Swaps	No	45	2.57	0.01	16 Jan 2012	No	7
Coba ETC -1x Natural Gas Daily Short	Commerzbank	XOC7 GR	XOC7.DE		Germany	Germany	EUR	No	-1x Natural Gas Daily Short Index	Classic	ETC	Yes	Swaps	No	60	-	0.00	12 Oct 2011	Yes	
2x																				
ETFS Leveraged Natural Gas	ETF Securities	LNGA LN	LNGA.L	JE00B2NFTQ41	Jersey	United Kingdom	USD	No	Dow Jones-UBS Natural Gas Subindex Total Return	Classic	ETC	Yes	Swaps	No	98	133.08	0.88	3 Nov 2008	Yes	
ETFS Leveraged Natural Gas	ETF Securities	4RUC GY	4RUC.DE	DE000A0V9Y32	Jersey	Germany	EUR	No	Dow Jones-UBS Natural Gas Subindex Total Return	Classic	ETC	Yes	Swaps	No	98	133.08	0.10	6 Dec 2008	No	
ETFS Leveraged Natural Gas	ETF Securities	4RUC GS	4RUC.SG	DE000A0V9Y32	Jersey	Germany	EUR	No	Dow Jones-UBS Natural Gas Subindex Total Return	Classic	ETC	Yes	Swaps	No	98	133.08	0.00	6 Dec 2008	No	
ETFS Leveraged Natural Gas	ETF Securities	LNGA IM	LNGA.MI	JE00B2NFTQ41	Jersey	Italy	EUR	No	Dow Jones-UBS Natural Gas Subindex Total Return	Classic	ETC	Yes	Swaps	No	98	133.08	2.34	26 May 2009	No	
ETFS Leveraged Natural Gas	ETF Securities	LNGA EB	-	JE00B2NFTQ41	Jersey	United Kingdom	USD	No	Dow Jones-UBS Natural Gas Subindex Total Return	Classic	ETC	Yes	Swaps	No	98	133.08	0.00	10 Jun 2010	No	
ETFS Leveraged Natural Gas	ETF Securities	LNGA IX	-	JE00B2NFTQ41	Jersey	United Kingdom	USD	No	Dow Jones-UBS Natural Gas Subindex Total Return	Classic	ETC	Yes	Swaps	No	98	133.08	0.00	10 Jun 2010	No	
db Monthly Leveraged Natural Gas ETC (EUR)	db x-trackers	XCTN GY	XCTN.DE	DE000A1L9YQ7	Jersey	Germany	EUR	No	db Monthly Leveraged Natural Gas Euro Unhedged Index	Enhanced	ETC	Yes	Swaps	No	45	0.42	0.00	7 Nov 2011	Yes	
db Monthly Leveraged Natural Gas ETC (EUR)	db x-trackers	XCTN IM	XCTN.MI	DE000A1L9YQ7	Jersey	Italy	EUR	No	db Monthly Leveraged Natural Gas Euro Unhedged Index	Enhanced	ETC	Yes	Swaps	No	45	0.42	0.01	16 Jan 2012	No	
Coba ETC 2x Natural Gas Daily Long	Commerzbank	XOC6 GR	XOC6.DE		Germany	Germany	EUR	No	2x Natural Gas Daily Long Index	Classic	ETC	Yes	Swaps	No	60	-	0.00	12 Oct 2011	Yes	

Europe (continued)

Product name ¹	Issuer	Bloomberg	Reuters	ISIN/WPK/ Valoren ²	Domicile	Listed country	Trading currency	Currency hedged	Benchmark	Index replication method ³	Legal structure	Collater- alised	Underlying exposure	UCITS fund	Expense ratio ⁴	AUM \$m ⁵	ADV \$m ⁶	Listing date	Primary listing	Note
-2x																				
Coba ETC -2x Natural Gas Daily Short	Commerzbank	X0C8 GR	X0C8.DE		Germany	Germany	EUR	No	-2x Natural Gas Daily Short Index	Classic	ETC	Yes	Swaps	No	60	-	0.00	12 Oct 2011	Yes	
3x																				
Coba ETC 3x Natural Gas Daily Long	Commerzbank	X0D5 GR	X0D5.DE		Germany	Germany	EUR	No	3x Natural Gas Daily Long Index	Classic	ETC	Yes	Swaps	No	75	-	0.00	12 Oct 2011	Yes	
-3x																				
Coba ETC -3x Natural Gas Daily Short	Commerzbank	X0D7 GR	X0D7.DE		Germany	Germany	EUR	No	-3x Natural Gas Daily Short Index	Classic	ETC	Yes	Swaps	No	75	-	0.00	12 Oct 2011	Yes	
4x																				
Coba ETC 4x Natural Gas Daily Long	Commerzbank	X0D6 GR	X0D6.DE		Germany	Germany	EUR	No	4x Natural Gas Daily Long Index	Classic	ETC	Yes	Swaps	No	75	-	0.04	12 Oct 2011	Yes	
-4x																				
Coba ETC -4x Natural Gas Daily Short	Commerzbank	X0D8 GR	X0D8.DE		Germany	Germany	EUR	No	-4x Natural Gas Daily Short Index	Classic	ETC	Yes	Swaps	No	75	-	0.01	12 Oct 2011	Yes	
Petroleum																				
1x																				
ETFS Petroleum DJ-UBSCI SM	ETF Securities	AIGO LN	AIGO.L	GB00B15KYC19	Jersey	United Kingdom	USD	No	Dow Jones-UBS Petroleum Subindex Total Return	Classic	ETC	Yes	Swaps	No	49	11.33	0.01	27 Sep 2006	Yes	
ETFS Petroleum DJ-UBSCI SM	ETF Securities	AIGOP FP	AIGOP.PA	GB00B15KYC19	Jersey	France	EUR	No	Dow Jones-UBS Petroleum Subindex Total Return	Classic	ETC	Yes	Swaps	No	49	11.33	0.02	3 Dec 2007	No	
ETFS Petroleum DJ-UBSCI SM	ETF Securities	OD72 GY	OD72.DE	DE000A0KRKJ1	Jersey	Germany	EUR	No	Dow Jones-UBS Petroleum Subindex Total Return	Classic	ETC	Yes	Swaps	No	49	11.33	0.00	11 Mar 2006	No	
ETFS Petroleum DJ-UBSCI SM	ETF Securities	OD72 GS	OD72.SG	DE000A0KRKJ1	Jersey	Germany	EUR	No	Dow Jones-UBS Petroleum Subindex Total Return	Classic	ETC	Yes	Swaps	No	49	11.33	0.00	11 Mar 2006	No	
ETFS Petroleum DJ-UBSCI SM	ETF Securities	AIGO IM	AIGO.MI	GB00B15KYC19	Jersey	Italy	EUR	No	Dow Jones-UBS Petroleum Subindex Total Return	Classic	ETC	Yes	Swaps	No	49	11.33	0.04	13 Apr 2007	No	
ETFS Forward Petroleum DJ-UBSCI SM F3	ETF Securities	FPET LN	FPET.L	JE00B24DMF79	Jersey	United Kingdom	USD	No	Dow Jones-UBS Petroleum Subindex 3 Month Forward Total Return	Forward	ETC	Yes	Swaps	No	49	2.52	0.66	10 Oct 2007	Yes	
ETFS Forward Petroleum DJ-UBSCI SM F3	ETF Securities	9GAH GY	OD77.DE	DE000A0SVX59	Jersey	Germany	EUR	No	Dow Jones-UBS Petroleum Subindex 3 Month Forward Total Return	Forward	ETC	Yes	Swaps	No	49	2.52	0.01	27 Nov 2007	No	
ETFS Forward Petroleum DJ-UBSCI SM F3	ETF Securities	9GAH GS	OD77.SG	DE000A0SVX59	Jersey	Germany	EUR	No	Dow Jones-UBS Petroleum Subindex 3 Month Forward Total Return	Forward	ETC	Yes	Swaps	No	49	2.52	0.00	27 Nov 2007	No	
ETFS Forward Petroleum DJ-UBSCI SM F3	ETF Securities	FPET IM	FPET.MI	JE00B24DMF79	Jersey	Italy	EUR	No	Dow Jones-UBS Petroleum Subindex 3 Month Forward Total Return	Forward	ETC	Yes	Swaps	No	49	2.52	0.00	23 Jan 2008	No	
Source S&P GSCI Petroleum Total Return Treasury Bill Secured ETC (T-ETC)	Source	SPETRO GY	SPETRO.DE	XS0417152278	Ireland	Germany	EUR	No	S&P GSCI Petroleum Total Return Index	Classic	ETC	Yes	Swaps	No	49	1.83	0.00	20 Apr 2009	Yes	
Source S&P GSCI Petroleum Total Return Treasury Bill Secured ETC (T-ETC)	Source	SPETRO GS	SPETRO.SG	XS0417152278	Ireland	Germany	EUR	No	S&P GSCI Petroleum Total Return Index	Classic	ETC	Yes	Swaps	No	49	1.83	0.00	20 Apr 2009	No	
-1x																				
ETFS Short Petroleum DJ-UBSCI SM	ETF Securities	SPET LN	SPTO.L	JE00B24DKW05	Jersey	United Kingdom	USD	No	Dow Jones-UBS Petroleum Subindex Total Return	Classic	ETC	Yes	Swaps	No	98	9.30	0.14	22 Feb 2008	Yes	
ETFS Short Petroleum DJ-UBSCI SM	ETF Securities	9GAZ GY	9GAZ.DE	DE000A0V9XQ8	Jersey	Germany	EUR	No	Dow Jones-UBS Petroleum Subindex Total Return	Classic	ETC	Yes	Swaps	No	98	9.30	0.00	6 Apr 2008	No	
ETFS Short Petroleum DJ-UBSCI SM	ETF Securities	9GAZ GS	9GAZ.SG	DE000A0V9XQ8	Jersey	Germany	EUR	No	Dow Jones-UBS Petroleum Subindex Total Return	Classic	ETC	Yes	Swaps	No	98	9.30	0.00	6 Apr 2008	No	
NEW ETFS Short Petroleum DJ-UBSCI SM	ETF Securities	SPET IM	SPET.MI	JE00B24DKW05	Jersey	Italy	EUR	No	Dow Jones-UBS Petroleum Subindex Total Return	Classic	ETC	Yes	Swaps	No	98	9.30	0.00	1 Apr 2012	No	
2x																				
ETFS Leveraged Petroleum DJ-UBSCI SM	ETF Securities	LPET LN	LPET.L	JE00B2NFT971	Jersey	United Kingdom	USD	No	Dow Jones-UBS Petroleum Subindex Total Return	Classic	ETC	Yes	Swaps	No	98	0.65	0.01	3 Nov 2008	Yes	
ETFS Leveraged Petroleum DJ-UBSCI SM	ETF Securities	4RTY GY	4RTY.DE	DE000A0V9YP8	Jersey	Germany	EUR	No	Dow Jones-UBS Petroleum Subindex Total Return	Classic	ETC	Yes	Swaps	No	98	0.65	0.00	6 Dec 2008	No	
ETFS Leveraged Petroleum DJ-UBSCI SM	ETF Securities	4RTY GS	4RTY.SG	DE000A0V9YP8	Jersey	Germany	EUR	No	Dow Jones-UBS Petroleum Subindex Total Return	Classic	ETC	Yes	Swaps	No	98	0.65	0.00	6 Dec 2008	No	
NEW ETFS Leveraged Petroleum DJ-UBSCI SM	ETF Securities	LPET IM	LPET.MI	JE00B2NFT971	Jersey	Italy	EUR	No	Dow Jones-UBS Petroleum Subindex Total Return	Classic	ETC	Yes	Swaps	No	98	0.65	0.00	1 Apr 2012	No	
Industrial Metals																				
Diversified																				
1x																				
ETFS Industrial Metals DJ-UBSCI SM	ETF Securities	AIGI LN	AIGI.L	GB00B15KYG56	Jersey	United Kingdom	USD	No	Dow Jones-UBS Industrial Metals Subindex Total Return	Classic	ETC	Yes	Swaps	No	49	169.19	0.49	27 Sep 2006	Yes	
ETFS Industrial Metals DJ-UBSCI SM	ETF Securities	AIGIP FP	AIGIP.PA	GB00B15KYG56	Jersey	France	EUR	No	Dow Jones-UBS Industrial Metals Subindex Total Return	Classic	ETC	Yes	Swaps	No	49	169.19	0.00	30 Mar 2007	No	
ETFS Industrial Metals DJ-UBSCI SM	ETF Securities	OD7Z GY	OD7Z.DE	DE000A0KRKG7	Jersey	Germany	EUR	No	Dow Jones-UBS Industrial Metals Subindex Total Return	Classic	ETC	Yes	Swaps	No	49	169.19	0.03	11 Mar 2006	No	
ETFS Industrial Metals DJ-UBSCI SM	ETF Securities	OD7Z GS	OD7Z.SG	DE000A0KRKG7	Jersey	Germany	EUR	No	Dow Jones-UBS Industrial Metals Subindex Total Return	Classic	ETC	Yes	Swaps	No	49	169.19	0.01	11 Mar 2006	No	
ETFS Industrial Metals DJ-UBSCI SM	ETF Securities	AIGI IM	AIGI.MI	GB00B15KYG56	Jersey	Italy	EUR	No	Dow Jones-UBS Industrial Metals Subindex Total Return	Classic	ETC	Yes	Swaps	No	49	169.19	0.18	13 Apr 2007	No	
Market Access Rogers International Commodity Index – Metals Fund	RBS	M9SC GY	AOMMBH.DE	LU0259320728	Luxembourg	Germany	EUR	No	Rogers International Commodity Index Metals	Classic	ETF	Yes	Swaps	Yes	85	86.09	0.40	12 Jan 2007	Yes	
Market Access Rogers International Commodity Index – Metals Fund	RBS	MRMI AV	LU0259320728.VI	LU0259320728	Luxembourg	Austria	EUR	No	Rogers International Commodity Index Metals	Classic	ETF	Yes	Swaps	Yes	85	86.09	0.00	5 Nov 2007	No	
Market Access Rogers International Commodity Index – Metals Fund	RBS	RICIME IM	RICIME.MI	LU0259320728	Luxembourg	Italy	EUR	No	Rogers International Commodity Index Metals	Classic	ETF	Yes	Swaps	Yes	85	86.09	0.00	12 Jan 2007	No	
Market Access Rogers International Commodity Index – Metals Fund	RBS	MRMI NA	MRMI.AS	LU0259320728	Luxembourg	Netherlands	EUR	No	Rogers International Commodity Index Metals	Classic	ETF	Yes	Swaps	Yes	85	86.09	0.00	26 Jul 2007	No	
Market Access Rogers International Commodity Index – Metals Fund	RBS	MRMI SW	MRMI.S	LU0259320728	Luxembourg	Switzerland	USD	No	Rogers International Commodity Index Metals	Classic	ETF	Yes	Swaps	Yes	85	86.09	0.03	18 Jun 2007	No	
Market Access Rogers International Commodity Index – Metals Fund	RBS	RICM LN	RICIM.L	LU0259320728	Luxembourg	United Kingdom	GBP	No	Rogers International Commodity Index Metals	Classic	ETF	Yes	Swaps	Yes	85	86.09	0.08	1 Jul 2010	No	
Amundi ETF Commodities S&P GSCI Metals ETF	Amundi	CME FP	CME.PA	FR0010821744	France	France	USD	No	S&P GSCI All Metals Capped Commodity Index	Classic	ETF	Yes	Swaps	Yes	30	50.00	0.11	15 Jan 2010	Yes	
Amundi ETF Commodities S&P GSCI Metals ETF	Amundi	CMEGR GY	CME.DE	FR0010821744	France	Germany	USD	No	S&P GSCI All Metals Capped Commodity Index	Classic	ETF	Yes	Swaps	Yes	30	50.00	0.00	7 Apr 2010	No	
Amundi ETF Commodities S&P GSCI Metals ETF	Amundi	CMEV IM	CMEV.MI	FR0010821744	France	Italy	EUR	No	S&P GSCI All Metals Capped Commodity Index	Classic	ETF	Yes	Swaps	Yes	30	50.00	0.07	20 Apr 2010	No	
Amundi ETF Commodities S&P GSCI Metals ETF	Amundi	CME SW	CME.S	FR0010821744	France	Switzerland	USD	No	S&P GSCI All Metals Capped Commodity Index	Classic	ETF	Yes	Swaps	Yes	30	50.00	0.01	26 Apr 2010	No	
ETFS Forward Industrial Metals DJ-UBSCI SM F3	ETF Securities	FIND LN	FINDE.L	JE00B24DMJ18	Jersey	United Kingdom	USD	No	Dow Jones-UBS Industrial Metals Subindex 3 Month Forward Total Return	Forward	ETC	Yes	Swaps	No	49	33.31	0.54	10 Oct 2007	Yes	
ETFS Forward Industrial Metals DJ-UBSCI SM F3	ETF Securities	9GAK GY	OD79.DE	DE000A0SVX75	Jersey	Germany	EUR	No	Dow Jones-UBS Industrial Metals Subindex 3 Month Forward Total Return	Forward	ETC	Yes	Swaps	No	49	33.31	0.00	27 Nov 2007	No	

Europe (continued)

Product name ¹	Issuer	Bloomberg	Reuters	ISIN/WPK/ Valoren ²	Domicile	Listed country	Trading currency	Currency hedged	Benchmark	Index replication method ³	Legal structure	Collater- alised	Underlying exposure	UCITS fund	Expense ratio ⁴	AUM \$m ⁵	ADV \$m ⁶	Listing date	Primary listing	Note
ETFS Forward Industrial Metals DJ-UBSCI SM F3	ETF Securities	9GAK GS	OD79.SG	DE000A0SVX75	Jersey	Germany	EUR	No	Dow Jones-UBS Industrial Metals Subindex 3 Month Forward Total Return	Forward	ETC	Yes	Swaps	No	49	33.31	0.00	27 Nov 2007	No	
ETFS Forward Industrial Metals DJ-UBSCI SM F3	ETF Securities	FIND IM	FINDT.MI	JE00B24DMJ18	Jersey	Italy	EUR	No	Dow Jones-UBS Industrial Metals Subindex 3 Month Forward Total Return	Forward	ETC	Yes	Swaps	No	49	33.31	0.00	23 Jan 2008	No	
db Industrial Metals Booster Euro Hedged ETC	db x-trackers	XCTG GY	XCTG.DE	DE000A1ED2H6	Jersey	Germany	EUR	Yes	db Industrial Metals Booster EUR Index	Enhanced	ETC	Yes	Swaps	No	45	16.94	0.04	8 Apr 2010	Yes	
db Industrial Metals Booster Euro Hedged ETC	db x-trackers	XCTG GS	XCTG.SG	DE000A1ED2H6	Jersey	Germany	EUR	Yes	db Industrial Metals Booster EUR Index	Enhanced	ETC	Yes	Swaps	No	45	16.94	0.01	8 Apr 2010	No	
db Industrial Metals Booster Euro Hedged ETC	db x-trackers	XCTG IM	XCTG.MI	DE000A1ED2H6	Jersey	Italy	EUR	Yes	db Industrial Metals Booster EUR Index	Enhanced	ETC	Yes	Swaps	No	45	16.94	0.00	28 Jul 2011	No	
Source S&P GSCI Industrials Metals Total Return Treasury Bill Secured ETC (T-ETC)	Source	SIMETL GY	SIMETL.DE	XS0417130381	Ireland	Germany	EUR	No	S&P GSCI Industrial Metals Total Return Index	Classic	ETC	Yes	Swaps	No	49	13.80	0.10	20 Apr 2009	Yes	
Source S&P GSCI Industrials Metals Total Return Treasury Bill Secured ETC (T-ETC)	Source	SIMETL GS	SIMETL.SG	XS0417130381	Ireland	Germany	EUR	No	S&P GSCI Industrial Metals Total Return Index	Classic	ETC	Yes	Swaps	No	49	13.80	0.00	20 Apr 2009	No	
Source S&P GSCI Industrials Metals Total Return Treasury Bill Secured ETC (T-ETC)	Source	SIMETL SW	SIMETL.S	XS0417130381	Ireland	Switzerland	USD	No	S&P GSCI Industrial Metals Total Return Index	Classic	ETC	Yes	Swaps	No	49	13.80	0.00	8 Nov 2010	No	
db ETC Industrial Metals Euro Hedged ETC	db x-trackers	XETD GY	XETD.DE	DE000A1AQGY9	Jersey	Germany	EUR	Yes	DBLCI – OY Industrial Metals EUR Index	Classic	ETC	Yes	Swaps	No	45	9.19	0.01	9 Mar 2010	Yes	
db ETC Industrial Metals Euro Hedged ETC	db x-trackers	XETD GS	XETD.GS	DE000A1AQGY9	Jersey	Germany	EUR	Yes	DBLCI – OY Industrial Metals EUR Index	Classic	ETC	Yes	Swaps	No	45	9.19	0.02	5 Mar 2010	No	
db S&P GSCI Industrial Metals ETC	db x-trackers	XET7 LN	XET7.L	GB00B3YH0180	Jersey	United Kingdom	USD	No	S&P GSCI Industrial Metals Total Return Index	Classic	ETC	Yes	Swaps	No	45	5.66	0.02	1 Jul 2010	Yes	
db S&P GSCI Industrial Metals ETC	db x-trackers	XET7 SW	XET7.S	GB00B3YH0180	Jersey	Switzerland	USD	No	S&P GSCI Industrial Metals Total Return Index	Classic	ETC	Yes	Swaps	No	45	5.66	0.00	9 Nov 2010	No	
RICI Enhanced Industrial Metals ETC	RBS	9J6K GY	9J6K.DE	NL0009360734	Germany	Germany	EUR	No	Rogers International Commodity Index Industrial Metals	Enhanced	ETC	Yes	Swaps	No	85	5.51	0.00	30 Apr 2010	Yes	
LYXOR ETF S&P GSCI Industrial Metals 3 Month Forward	Lyxor	METL LN	METL.L	LU0692031080	Luxembourg	United Kingdom	USD	No	S&P GSCI® Industrial Metals 3 Month Forward Capped Component Index Total Return	Forward	ETF	Yes	Swaps	Yes	35	4.90	0.00	6 Jan 2012	Yes	
LYXOR ETF S&P GSCI Industrial Metals 3 Month Forward	Lyxor	LYP4 GY	LYP4.DE	LU0692030603	Luxembourg	United Kingdom	EUR	No	S&P GSCI® Industrial Metals 3 Month Forward Capped Component Index Total Return	Forward	ETF	Yes	Swaps	Yes	35	4.90	0.00	17 Jan 2012	No	
LYXOR ETF S&P GSCI Industrial Metals 3 Month Forward	Lyxor	MELG LN	MELG.L	LU0692031080	Luxembourg	United Kingdom	GBP	No	S&P GSCI® Industrial Metals 3 Month Forward Capped Component Index Total Return	Forward	ETF	Yes	Swaps	Yes	35	4.90	0.00	6 Jan 2012	No	
iPath S&P GSCI Industrial Metals Index Total Return ETN	iPath	IMET GY	IMET.DE	DE000BC1C7K9	Germany	Germany	EUR	No	S&P GSCI Industrial Metals Total Return Index	Classic	ETN	No	Swaps	No	75	4.77	0.00	23 Feb 2010	Yes	
iPath S&P GSCI Industrial Metals Index Total Return ETN	iPath	IMET LN	IMET.L	DE000BC1C7K9	Germany	United Kingdom	GBP	No	S&P GSCI Industrial Metals Total Return Index	Classic	ETN	No	Swaps	No	75	4.77	0.00	29 Apr 2010	No	
db Industrial Metals Booster ETC	db x-trackers	XCT7 LN	XCT7.L	GB00B3WKDS73	Jersey	United Kingdom	USD	No	db Industrial Metals Booster Index	Enhanced	ETC	Yes	Swaps	No	45	2.86	0.01	1 Jul 2010	Yes	
db Industrial Metals Booster ETC	db x-trackers	XCT7 SW	XCT7.S	GB00B3WKDS73	Jersey	Switzerland	USD	No	db Industrial Metals Booster Index	Enhanced	ETC	Yes	Swaps	No	45	2.86	0.00	9 Nov 2010	No	
iShares S&P GSCI Dynamic Roll Industrial Metals Swap	iShares	SDRM LN	SDRM.L	IE00B3NBW825	Ireland	United Kingdom	GBP	No	S&P GSCI Dynamic Roll Capped Commodity 35/20 Index	Classic	ETF	Yes	Swaps	Yes	45	0.22	0.00	23 Jan 2012	Yes	
iShares S&P GSCI Dynamic Roll Industrial Metals Swap	iShares	IDRM LN	IDRM.L	IE00B3NBW825	Ireland	United Kingdom	USD	No	S&P GSCI Dynamic Roll Capped Commodity 35/20 Index	Classic	ETF	Yes	Swaps	Yes	45	0.22	0.00	23 Jan 2012	No	
ETFS GBP Daily Hedged Industrial Metals DJ-UBS PD SM	ETF Securities	PIMT LN	PIMT.L	JE00B63MJ075	Jersey	United Kingdom	GBP	Yes	Dow Jones-UBS Industrial Metals Subindex Pound Sterling Hedged Daily Total Return	Classic	ETC	Yes	Swaps	No	49	0.21	0.00	3 Feb 2012	Yes	
NEW ETFS EUR Daily Hedged Industrial Metals DJ-UBS ED SM	ETF Securities	EIMT IM	EIMT.MI	JE00B78NPW60	Jersey	Italy	EUR	Yes	Dow Jones-UBS Industrial Metals Subindex Euro Hedged Daily	Classic	ETC	Yes	Swaps	No	49	0.13	0.00	6 Jul 2012	Yes	
UBS ETC Industrial Metals – CHF	UBS	CIMCI SW	CIMCI.S	CH0036249024	Switzerland	Switzerland	CHF	Yes	UBS Bloomberg CMCI Industrial Materials TR Hedged CHF	Forward	ETN	No	Swaps	No	81	–	0.01	11 Dec 2007	Yes	
UBS ETC Industrial Metals – EUR	UBS	EIMCI SW	EIMCI.S	CH0036249016	Switzerland	Switzerland	EUR	Yes	UBS Bloomberg CMCI Industrial Materials Hdged EUR TR	Forward	ETN	No	Swaps	No	49	–	0.01	11 Dec 2007	Yes	
UBS ETC Industrial Metals – USD	UBS	TIMCI SW	TIMCI.S	CH0035657417	Switzerland	Switzerland	USD	No	UBS Bloomberg CMCI Industrial Materials USD TR	Forward	ETN	No	Swaps	No	37	–	0.03	19 Nov 2007	Yes	
UBS ETC on CMCI Industrial Metals Hedged GBP	UBS	INDG LN	INDGM.L	CH0106338269	Switzerland	United Kingdom	GBP	Yes	UBS Bloomberg CMCI Industrial Materials USD TR	Forward	ETN	No	Swaps	No	87	–	0.00	9 Mar 2010	Yes	
UBS ETC on CMCI Industrial Metals USD	UBS	INDU LN	INDUL.L	CH0106338327	Switzerland	United Kingdom	USD	No	UBS Bloomberg CMCI Industrial Materials USD TR	Forward	ETN	No	Swaps	No	37	–	0.00	9 Mar 2010	Yes	
UBS ETC on CMCI Industrial Metals Hedged EUR	UBS	INDE LN	INDEL.L	CH0106338178	Switzerland	United Kingdom	EUR	Yes	UBS Bloomberg CMCI Industrial Materials USD TR	Forward	ETN	No	Swaps	No	49	–	0.00	9 Mar 2010	Yes	
-1x																				
ETFS Short Industrial Metals DJ-UBSCI SM	ETF Securities	SIMT LN	SIME.L	JE00B24DKZ36	Jersey	United Kingdom	USD	No	Dow Jones-UBS Industrial Metals Subindex Total Return	Classic	ETC	Yes	Swaps	No	98	49.59	1.37	22 Feb 2008	Yes	
ETFS Short Industrial Metals DJ-UBSCI SM	ETF Securities	9GAX GY	9GAX.DE	DE000A0V9XN5	Jersey	Germany	EUR	No	Dow Jones-UBS Industrial Metals Subindex Total Return	Classic	ETC	Yes	Swaps	No	98	49.59	0.00	6 Apr 2008	No	
ETFS Short Industrial Metals DJ-UBSCI SM	ETF Securities	9GAX GS	9GAX.SG	DE000A0V9XN5	Jersey	Germany	EUR	No	Dow Jones-UBS Industrial Metals Subindex Total Return	Classic	ETC	Yes	Swaps	No	98	49.59	0.00	6 Apr 2008	No	
NEW ETFS Short Industrial Metals DJ-UBSCI SM	ETF Securities	SIMT IM	SIMT.MI	JE00B24DKZ36	Jersey	Italy	EUR	No	Dow Jones-UBS Industrial Metals Subindex Total Return	Classic	ETC	Yes	Swaps	No	98	49.59	0.01	1 Apr 2012	No	
LYXOR ETF S&P GSCI Inverse Industrial Metals 1 Month Forward	Lyxor	METS LN	METS.L	LU0692029852	Luxembourg	United Kingdom	USD	No	S&P GSCI Inverse Industrial Metals 1 Month Forward Capped Component Index Total Return	Classic	ETF	Yes	Swaps	Yes	40	1.96	0.01	6 Jan 2012	Yes	
LYXOR ETF S&P GSCI Inverse Industrial Metals 1 Month Forward	Lyxor	LYP3 GY	LYP3.DE	LU0692029423	Luxembourg	United Kingdom	EUR	No	S&P GSCI Inverse Industrial Metals 1 Month Forward Capped Component Index Total Return	Classic	ETF	Yes	Swaps	Yes	40	1.96	0.01	17 Jan 2012	No	
LYXOR ETF S&P GSCI Inverse Industrial Metals 1 Month Forward	Lyxor	MESG LN	MESG.L	LU0692029852	Luxembourg	United Kingdom	GBP	No	S&P GSCI Inverse Industrial Metals 1 Month Forward Capped Component Index Total Return	Classic	ETF	Yes	Swaps	Yes	40	1.96	0.00	6 Jan 2012	No	
2x																				
ETFS Leveraged Industrial Metal DJ-UBSCI SM	ETF Securities	LIME LN	LIME.L	JE00B2NFV688	Jersey	United Kingdom	USD	No	Dow Jones-UBS Industrial Metals Subindex Total Return	Classic	ETC	Yes	Swaps	No	98	1.33	0.01	3 Nov 2008	Yes	
ETFS Leveraged Industrial Metal DJ-UBSCI SM	ETF Securities	4RTW GY	4RTW.DE	DE000A0V9YM5	Jersey	Germany	EUR	No	Dow Jones-UBS Industrial Metals Subindex Total Return	Classic	ETC	Yes	Swaps	No	98	1.33	0.00	6 Dec 2008	No	
ETFS Leveraged Industrial Metal DJ-UBSCI SM	ETF Securities	4RTW GS	4RTW.SG	DE000A0V9YM5	Jersey	Germany	EUR	No	Dow Jones-UBS Industrial Metals Subindex Total Return	Classic	ETC	Yes	Swaps	No	98	1.33	0.00	6 Dec 2008	No	
NEW ETFS Leveraged Industrial Metal DJ-UBSCI SM	ETF Securities	LIME IM	LIME.MI	JE00B2NFV688	Jersey	Italy	EUR	No	Dow Jones-UBS Industrial Metals Subindex Total Return	Classic	ETC	Yes	Swaps	No	98	1.33	0.00	1 Apr 2012	No	
Aluminium																				
1x																				
ETFS Aluminium	ETF Securities	ALUM LN	ALMN.L	GB00B15KXN58	Jersey	United Kingdom	USD	No	Dow Jones-UBS Aluminium Subindex Total Return	Classic	ETC	Yes	Swaps	No	49	39.32	0.16	27 Sep 2006	Yes	
ETFS Aluminium	ETF Securities	ALUMP FP	ALUMP.PA	GB00B15KXN58	Jersey	France	EUR	No	Dow Jones-UBS Aluminium Subindex Total Return	Classic	ETC	Yes	Swaps	No	49	39.32	0.01	20 Feb 2007	No	
ETFS Aluminium	ETF Securities	OD7A GY	OD7A.DE	DE000A0KRJS4	Jersey	Germany	EUR	No	Dow Jones-UBS Aluminium Subindex Total Return	Classic	ETC	Yes	Swaps	No	49	39.32	0.01	11 Mar 2006	No	
ETFS Aluminium	ETF Securities	OD7A GS	OD7A.SG	DE000A0KRJS4	Jersey	Germany	EUR	No	Dow Jones-UBS Aluminium Subindex Total Return	Classic	ETC	Yes	Swaps	No	49	39.32	0.00	11 Mar 2006	No	
ETFS Aluminium	ETF Securities	ALUM IM	ALMN.MI	GB00B15KXN58	Jersey	Italy	EUR	No	Dow Jones-UBS Aluminium Subindex Total Return	Classic	ETC	Yes	Swaps	No	49	39.32	0.09	13 Apr 2007	No	
ETFS Physical Aluminium	ETF Securities	PHAL LN	PHALA.L	JE00B4MG1D30	Jersey	United Kingdom	USD	No	Physical allocated aluminium to LME specifications	Physical	ETC	Yes	Physical	No	69	0.55	0.00	5 Mar 2011	Yes	
Source S&P GSCI Aluminium Total Return Treasury Bill Secured Source ETC (T-ETC)	Source	SALUMI GY	SALUMI.DE	XS0470829358	Ireland	Germany	EUR	No	S&P GSCI Aluminium Total Return Index	Classic	ETC	Yes	Swaps	No	49	0.45	0.00	8 Dec 2009	Yes	
Source S&P GSCI Aluminium Total Return Treasury Bill Secured Source ETC (T-ETC)	Source	SALUMI GS	SALUMI.SG	XS0470829358	Ireland	Germany	EUR	No	S&P GSCI Aluminium Total Return Index	Classic	ETC	Yes	Swaps	No	49	0.45	0.00	8 Dec 2009	No	
NEW ETFS EUR Daily Hedged Aluminium	ETF Securities	EALU IM	EALU.MI	JE00B6VG2P72	Jersey	Italy	EUR	Yes	Dow Jones-UBS Aluminium Subindex Euro Hedged Daily	Classic	ETC	Yes	Swaps	No	49	0.13	0.00	6 Jul 2012	Yes	

Europe (continued)

Product name ¹	Issuer	Bloomberg	Reuters	ISIN/WPK/ Valoren ²	Domicile	Listed country	Trading currency	Currency hedged	Benchmark	Index replication method ³	Legal structure	Collater- alised	Underlying exposure	UCITS fund	Expense ratio ⁴	AUM \$m ⁵	ADV \$m ⁶	Listing date	Primary listing	Note
UBS ETC Aluminium – CHF	UBS	CLACI SW	CLACI.S	CH0037787899	Switzerland	Switzerland	CHF	Yes	UBS Bloomberg CMCI Hedged Aluminium EUR TR	Forward	ETN	No	Swaps	No	81	–	0.00	31 Mar 2008	Yes	
UBS ETC Aluminium – EUR	UBS	ELACI SW	ELACI.S	CH0039918609	Switzerland	Switzerland	EUR	Yes	UBS Bloomberg CMCI Hedged Aluminium EUR TR	Forward	ETN	No	Swaps	No	49	–	0.00	25 Apr 2008	Yes	
UBS ETC Aluminium – USD	UBS	TLACI SW	TLACI.S	CH0037787576	Switzerland	Switzerland	USD	No	UBS Bloomberg CMCI Aluminium TR Index	Forward	ETN	No	Swaps	No	37	–	0.01	8 Feb 2008	Yes	
UBS ETC on CMCI Aluminium Hedged GBP	UBS	ALUG LN	ALUGL.L	CH0106342659	Switzerland	United Kingdom	GBP	Yes	UBS Bloomberg CMCI (CMCI) Aluminium TR Index	Forward	ETN	No	Swaps	No	87	–	0.00	9 Mar 2010	Yes	
UBS ETC on CMCI Aluminium Hedged EUR	UBS	ALUE LN	ALUEL.L	CH0106342949	Switzerland	United Kingdom	EUR	Yes	UBS Bloomberg CMCI (CMCI) Aluminium TR Index	Forward	ETN	No	Swaps	No	49	–	0.00	9 Mar 2010	Yes	
UBS ETC on CMCI Aluminium USD	UBS	ALUU LN	ALUUL.L	CH0106343095	Switzerland	United Kingdom	USD	No	UBS Bloomberg CMCI (CMCI) Aluminium TR Index	Forward	ETN	No	Swaps	No	37	–	0.00	9 Mar 2010	Yes	
SG ETN Aluminium GBP	Societe Generale	ALMG LN	ALMG.L	JE00B3MHVS43	Jersey	United Kingdom	GBP	Yes	S&P GSCI Aluminium ER Index	Classic	ETN	No	Swaps	No	50	–	0.00	27 Apr 2010	Yes	
SG ETN Aluminium EUR	Societe Generale	ALME LN	ALMNE.L	JE00B3PQYQ71	Jersey	United Kingdom	EUR	Yes	S&P GSCI Aluminium ER Index	Classic	ETN	No	Swaps	No	50	–	0.00	27 Apr 2010	Yes	
SG ETN Aluminium USD	Societe Generale	ALMU LN	ALMU.L	JE00B60RKG87	Jersey	United Kingdom	USD	No	S&P GSCI Aluminium ER Index	Classic	ETN	No	Swaps	No	50	–	0.00	27 Apr 2010	Yes	
-1x																				
ETFS Short Aluminium	ETF Securities	SALU LN	SALUM.L	JE00B24DK421	Jersey	United Kingdom	USD	No	Dow Jones-UBS Aluminum Subindex Total Return	Classic	ETC	Yes	Swaps	No	98	4.16	0.02	22 Feb 2008	Yes	
ETFS Short Aluminium	ETF Securities	9GA2 GY	9GA2.DE	DE000A0V9XT2	Jersey	Germany	EUR	No	Dow Jones-UBS Aluminum Subindex Total Return	Classic	ETC	Yes	Swaps	No	98	4.16	0.00	6 Apr 2008	No	
ETFS Short Aluminium	ETF Securities	9GA2 GS	9GA2.SG	DE000A0V9XT2	Jersey	Germany	EUR	No	Dow Jones-UBS Aluminum Subindex Total Return	Classic	ETC	Yes	Swaps	No	98	4.16	0.00	6 Apr 2008	No	
ETFS Short Aluminium	ETF Securities	SALU IM	SSALU.MI	JE00B24DK421	Jersey	Italy	EUR	No	Dow Jones-UBS Aluminum Subindex Total Return	Classic	ETC	Yes	Swaps	No	98	4.16	0.01	26 May 2009	No	
2x																				
ETFS Leveraged Aluminium	ETF Securities	LALU LN	LALU.L	JE00B2NFTC05	Jersey	United Kingdom	USD	No	Dow Jones-UBS Aluminum Subindex Total Return	Classic	ETC	Yes	Swaps	No	98	3.11	0.02	3 Nov 2008	Yes	
ETFS Leveraged Aluminium	ETF Securities	4RT1 GY	4RT1.DE	DE000A0V9YS2	Jersey	Germany	EUR	No	Dow Jones-UBS Aluminum Subindex Total Return	Classic	ETC	Yes	Swaps	No	98	3.11	0.01	6 Dec 2008	No	
ETFS Leveraged Aluminium	ETF Securities	4RT1 GS	4RT1.SG	DE000A0V9YS2	Jersey	Germany	EUR	No	Dow Jones-UBS Aluminum Subindex Total Return	Classic	ETC	Yes	Swaps	No	98	3.11	0.00	6 Dec 2008	No	
ETFS Leveraged Aluminium	ETF Securities	LALU IM	LALU.MI	JE00B2NFTC05	Jersey	Italy	EUR	No	Dow Jones-UBS Aluminum Subindex Total Return	Classic	ETC	Yes	Swaps	No	98	3.11	0.02	26 May 2009	No	
Copper																				
1x																				
ETFS Copper	ETF Securities	COPA LN	COPA.L	GB00B15KXQ89	Jersey	United Kingdom	USD	No	Dow Jones-UBS Copper Subindex Total Return	Classic	ETC	Yes	Swaps	No	49	313.08	3.80	27 Sep 2006	Yes	
ETFS Copper	ETF Securities	COPAP FP	COPAP.PA	GB00B15KXQ89	Jersey	France	EUR	No	Dow Jones-UBS Copper Subindex Total Return	Classic	ETC	Yes	Swaps	No	49	313.08	0.02	29 May 2007	No	
ETFS Copper	ETF Securities	OD7C GY	OD7C.DE	DE000A0KRJU0	Jersey	Germany	EUR	No	Dow Jones-UBS Copper Subindex Total Return	Classic	ETC	Yes	Swaps	No	49	313.08	0.07	11 Mar 2006	No	
ETFS Copper	ETF Securities	OD7C GS	OD7C.SG	DE000A0KRJU0	Jersey	Germany	EUR	No	Dow Jones-UBS Copper Subindex Total Return	Classic	ETC	Yes	Swaps	No	49	313.08	0.01	11 Mar 2006	No	
ETFS Copper	ETF Securities	COPA IM	COPA.MI	GB00B15KXQ89	Jersey	Italy	EUR	No	Dow Jones-UBS Copper Subindex Total Return	Classic	ETC	Yes	Swaps	No	49	313.08	0.26	13 Apr 2007	No	
ETFS Physical Copper	ETF Securities	PHCU LN	PHCU.L	JE00B419CB89	Jersey	United Kingdom	USD	No	Physical allocated copper to LME specifications	Physical	ETC	Yes	Physical	No	69	12.91	0.20	12 Oct 2010	Yes	
db Physical Copper ETC	db x-trackers	XCO1 LN	XCO1.L	GB00B65JPB96	Jersey	United Kingdom	USD	No	LME Cash Settlement Copper Price Less Fees	Physical	ETC	Yes	Physical	No	75	4.88	0.01	1 Apr 2011	Yes	
Source S&P GSCI Copper Total Return Treasury Bill Secured Source ETC (T-ETC)	Source	SCOPP GY	SCOPP.DE	XS0470829432	Ireland	Germany	EUR	No	S&P GSCI Copper Total Return Index	Classic	ETC	Yes	Swaps	No	49	3.34	0.00	8 Dec 2009	Yes	
Source S&P GSCI Copper Total Return Treasury Bill Secured Source ETC (T-ETC)	Source	SCOPP GS	SCOPP.GS	XS0470829432	Ireland	Germany	EUR	No	S&P GSCI Copper Total Return Index	Classic	ETC	Yes	Swaps	No	49	3.34	0.00	8 Dec 2009	No	
Source S&P GSCI Copper Total Return Treasury Bill Secured Source ETC (T-ETC)	Source	SCOPP SW	SCOPP.S	XS0470829432	Ireland	Switzerland	USD	No	S&P GSCI Copper Total Return Index	Classic	ETC	Yes	Swaps	No	49	3.34	0.00	8 Nov 2010	No	
ETFS GBP Daily Hedged Copper	ETF Securities	PCOP LN	PCOPL	JE00B76DL312	Jersey	United Kingdom	GBp	Yes	Dow Jones-UBS Copper Subindex Pound Sterling Hedged Daily Total Return	Classic	ETC	Yes	Swaps	No	49	0.22	0.00	3 Feb 2012	Yes	
ETFS EUR Daily Hedged Copper	ETF Securities	00XL GY	00XL.DE	DE000A1NZLL0	Jersey	Germany	EUR	Yes	Dow Jones-UBS Copper Subindex Euro Hedged Daily Total Return	Classic	ETC	Yes	Swaps	No	51	0.09	0.00	15 Mar 2012	Yes	
NEW ETFS EUR Daily Hedged Copper	ETF Securities	ECOP IM	ECOCOP.MI	JE00B4PDKD43	Jersey	Italy	EUR	Yes	Dow Jones-UBS Copper Subindex Euro Hedged Daily	Classic	ETC	Yes	Swaps	No	49	0.09	0.00	6 Jul 2012	No	
UBS ETC Copper – CHF	UBS	CLPCI SW	CLPCI.S	CH0037787907	Switzerland	Switzerland	CHF	Yes	UBS Bloomberg CMCI Hedged Copper CHF TR	Forward	ETN	No	Swaps	No	81	–	0.03	31 Mar 2008	Yes	
UBS ETC Copper – EUR	UBS	ELPCI SW	ELPCI.S	CH0039918591	Switzerland	Switzerland	EUR	Yes	UBS Bloomberg CMCI Hedged Copper EUR TR	Forward	ETN	No	Swaps	No	49	–	0.02	24 Apr 2008	Yes	
UBS ETC Copper – USD	UBS	TLPCI SW	TLPCI.S	CH0037787584	Switzerland	Switzerland	USD	No	UBS Bloomberg CMCI Copper USD TR	Forward	ETN	No	Swaps	No	37	–	0.08	8 Feb 2008	Yes	
UBS ETC on CMCI Copper USD	UBS	MSUU LN	MSUUL.L	CH0106350058	Switzerland	United Kingdom	USD	No	UBS Bloomberg CMCI Copper USD TR	Forward	ETN	No	Swaps	No	37	–	0.00	9 Mar 2010	Yes	
UBS ETC on CMCI Copper Hedged EUR	UBS	MSUE LN	MSUEL.L	CH0106364869	Switzerland	United Kingdom	EUR	Yes	UBS Bloomberg CMCI Copper USD TR	Forward	ETN	No	Swaps	No	49	–	0.01	9 Mar 2010	Yes	
UBS ETC on CMCI Copper Hedged GBP	UBS	MSUG LN	MSUGL.L	CH0106366229	Switzerland	United Kingdom	GBP	Yes	UBS Bloomberg CMCI Copper USD TR	Forward	ETN	No	Swaps	No	87	–	0.00	9 Mar 2010	Yes	
SG ETN Copper USD	Societe Generale	COPU LN	COPUE.L	JE00B3PLR968	Jersey	United Kingdom	USD	No	S&P GSCI Copper ER Index	Classic	ETN	No	Swaps	No	50	–	0.00	27 Apr 2010	Yes	
SG ETN Copper EUR	Societe Generale	COPE LN	COPER.L	JE00B5ML6K74	Jersey	United Kingdom	EUR	Yes	S&P GSCI Copper ER Index	Classic	ETN	No	Swaps	No	50	–	0.00	27 Apr 2010	Yes	
SG ETN Copper GBP	Societe Generale	COPG LN	COPG.L	JE00B60J5R06	Jersey	United Kingdom	GBP	Yes	S&P GSCI Copper ER Index	Classic	ETN	No	Swaps	No	50	–	0.00	27 Apr 2010	Yes	
Coba ETC 1x Copper Daily Long	Commerzbank	X0D9 GR	X0D9.DE		Germany	Germany	EUR	No	1x Copper Daily Long Index	Classic	ETC	Yes	Swaps	No	40	–	0.00	12 Oct 2011	Yes	
-1x																				
ETFS Short Copper	ETF Securities	SCOP LN	SCPR.L	JE00B24DK645	Jersey	United Kingdom	USD	No	Dow Jones-UBS Copper Subindex Total Return	Classic	ETC	Yes	Swaps	No	98	181.30	1.91	22 Feb 2008	Yes	
ETFS Short Copper	ETF Securities	9GA4 GY	9GA4.DE	DE000A0V9XV8	Jersey	Germany	EUR	No	Dow Jones-UBS Copper Subindex Total Return	Classic	ETC	Yes	Swaps	No	98	181.30	0.07	6 Apr 2008	No	
ETFS Short Copper	ETF Securities	9GA4 GS	9GA4.SG	DE000A0V9XV8	Jersey	Germany	EUR	No	Dow Jones-UBS Copper Subindex Total Return	Classic	ETC	Yes	Swaps	No	98	181.30	0.01	6 Apr 2008	No	
ETFS Short Copper	ETF Securities	SCOP IM	SCOP.MI	JE00B24DK645	Jersey	Italy	EUR	No	Dow Jones-UBS Copper Subindex Total Return	Classic	ETC	Yes	Swaps	No	98	181.30	0.17	26 May 2009	No	
Coba ETC -1x Copper Daily Short	Commerzbank	X0DD GR	X0DD.DE		Germany	Germany	EUR	No	-1x Copper Daily Short Index	Classic	ETC	Yes	Swaps	No	60	–	0.00	12 Oct 2011	Yes	
2x																				
ETFS Leveraged Copper	ETF Securities	LCOP LN	LCOP.L	JE00B2NFTF36	Jersey	United Kingdom	USD	No	Dow Jones-UBS Copper Subindex Total Return	Classic	ETC	Yes	Swaps	No	98	15.35	0.10	3 Nov 2008	Yes	
ETFS Leveraged Copper	ETF Securities	4RT3 GY	4RT3.DE	DE000A0V9YU8	Jersey	Germany	EUR	No	Dow Jones-UBS Copper Subindex Total Return	Classic	ETC	Yes	Swaps	No	98	15.35	0.01	6 Dec 2008	No	
ETFS Leveraged Copper	ETF Securities	4RT3 GS	4RT3.SG	DE000A0V9YU8	Jersey	Germany	EUR	No	Dow Jones-UBS Copper Subindex Total Return	Classic	ETC	Yes	Swaps	No	98	15.35	0.00	6 Dec 2008	No	
ETFS Leveraged Copper	ETF Securities	LCOP IM	LCOP.MI	JE00B2NFTF36	Jersey	Italy	EUR	No	Dow Jones-UBS Copper Subindex Total Return	Classic	ETC	Yes	Swaps	No	98	15.35	0.15	26 May 2009	No	
Coba ETC 2x Copper Daily Long	Commerzbank	X0DA GR	X0DA.DE		Germany	Germany	EUR	No	2x Copper Daily Long Index	Classic	ETC	Yes	Swaps	No	60	–	0.00	12 Oct 2011	Yes	
-2x																				
Coba ETC -2x Copper Daily Short	Commerzbank	X0DE GR	X0DE.DE		Germany	Germany	EUR	No	-2x Copper Daily Short Index	Classic	ETC	Yes	Swaps	No	60	–	0.00	12 Oct 2011	Yes	
3x																				
Coba ETC 3x Copper Daily Long	Commerzbank	X0DB GR	X0DB.DE		Germany	Germany	EUR	No	3x Copper Daily Long Index	Classic	ETC	Yes	Swaps	No	75	–	0.00	12 Oct 2011	Yes	

Europe (continued)

Product name ¹	Issuer	Bloomberg	Reuters	ISIN/WPK/ Valoren ²	Domicile	Listed country	Trading currency	Currency hedged	Benchmark	Index replication method ³	Legal structure	Collater- alised	Underlying exposure	UCITS fund	Expense ratio ⁴	AUM \$m ⁵	ADV \$m ⁶	Listing date	Primary listing	Note
-3x																				
Coba ETC -3x Copper Daily Short	Commerzbank	X0DF GR	X0DF.DE		Germany	Germany	EUR	No	-3x Copper Daily Short Index	Classic	ETC	Yes	Swaps	No	75	-	0.00	12 Oct 2011	Yes	
4x																				
Coba ETC 4x Copper Daily Long	Commerzbank	X0DC GY	X0DC GY	DE000ETC0464	Germany	Germany	EUR	No	4x Copper Daily Long Index	Classic	ETC	Yes	Swaps	No	75	-	-	12 Oct 2011	Yes	
-4x																				
Coba ETC -4x Copper Daily Short	Commerzbank	X0DG GR	X0DG.DE		Germany	Germany	EUR	No	-4x Copper Daily Short Index	Classic	ETC	Yes	Swaps	No	75	-	0.00	12 Oct 2011	Yes	
Lead																				
1x																				
ETF Lead	ETF Securities	LEED LN	LEED.L	JE00B2QY0436	Jersey	United Kingdom	USD	No	Dow Jones-UBS Lead Subindex Total Return	Classic	ETC	Yes	Swaps	No	49	0.61	0.03	11 Dec 2009	Yes	
NEW ETF Lead	ETF Securities	LEAD IM	LEAD.MI	JE00B2QY0436	Jersey	Italy	EUR	No	Dow Jones-UBS Lead Subindex Total Return	Classic	ETC	Yes	Swaps	No	49	0.61	0.00	1 Apr 2012	No	
ETF Physical Lead	ETF Securities	PHPB LN	PHPB.L	JE00B45M6883	Jersey	United Kingdom	USD	No	Physical allocated lead to LME specifications	Physical	ETC	Yes	Physical	No	69	0.45	0.00	5 Mar 2011	Yes	
UBS ETC Lead – CHF	UBS	CLLCI SW	CLLCI.S	CH0037787949	Switzerland	Switzerland	CHF	Yes	UBS Bloomberg CMCi Lead Hedged CHF TR	Forward	ETN	No	Swaps	No	81	-	0.00	21 Apr 2008	Yes	
UBS ETC Lead – EUR	UBS	ELLCI SW	ELLCI.S	CH0037787782	Switzerland	Switzerland	EUR	Yes	UBS Bloomberg CMCi Lead Hedged EUR TR	Forward	ETN	No	Swaps	No	49	-	0.00	21 Apr 2008	Yes	
UBS ETC Lead – USD	UBS	TLLCI SW	TLLCI.S	CH0037787626	Switzerland	Switzerland	USD	No	UBS Bloomberg CMCi Lead USD TR	Forward	ETN	No	Swaps	No	37	-	0.00	8 Feb 2008	Yes	
-1x																				
ETF Short Lead	ETF Securities	SLEA LN	SLEA.L	JE00B2NFT088	Jersey	United Kingdom	USD	No	Dow Jones-UBS Lead Subindex Total Return	Classic	ETC	Yes	Swaps	No	98	0.75	0.01	3 Nov 2008	Yes	
ETF Short Lead	ETF Securities	4RTM GY	4RTM.DE	DE000A0V9YC6	Jersey	Germany	EUR	No	Dow Jones-UBS Lead Subindex Total Return	Classic	ETC	Yes	Swaps	No	98	0.75	0.00	6 Apr 2008	No	
ETF Short Lead	ETF Securities	4RTM GS	4RTM.SG	DE000A0V9YC6	Jersey	Germany	EUR	No	Dow Jones-UBS Lead Subindex Total Return	Classic	ETC	Yes	Swaps	No	98	0.75	0.00	6 Apr 2008	No	
NEW ETF Short Lead	ETF Securities	SLEA IM	SLEA.MI	JE00B2NFT088	Jersey	Italy	EUR	No	Dow Jones-UBS Lead Subindex Total Return	Classic	ETC	Yes	Swaps	No	98	0.75	0.00	1 Apr 2012	No	
2x																				
ETF Leveraged Lead	ETF Securities	LLEA LN	LLEA.L	JE00B2NFTZ32	Jersey	United Kingdom	USD	No	Dow Jones-UBS Lead Subindex Total Return	Classic	ETC	Yes	Swaps	No	98	1.69	0.01	3 Nov 2008	Yes	
ETF Leveraged Lead	ETF Securities	4RUL GY	4RUL.DE	DE000A0V9ZB5	Jersey	Germany	EUR	No	Dow Jones-UBS Lead Subindex Total Return	Classic	ETC	Yes	Swaps	No	98	1.69	0.00	6 Dec 2008	No	
ETF Leveraged Lead	ETF Securities	4RUL GS	4RUL.SG	DE000A0V9ZB5	Jersey	Germany	EUR	No	Dow Jones-UBS Lead Subindex Total Return	Classic	ETC	Yes	Swaps	No	98	1.69	0.00	6 Dec 2008	No	
NEW ETF Leveraged Lead	ETF Securities	LLEA IM	LLEA.MI	JE00B2NFTZ32	Jersey	Italy	EUR	No	Dow Jones-UBS Lead Subindex Total Return	Classic	ETC	Yes	Swaps	No	98	1.69	0.00	1 Apr 2012	No	
Nickel																				
1x																				
ETF Nickel	ETF Securities	NICK LN	NICK.L	GB00B15KY211	Jersey	United Kingdom	USD	No	Dow Jones-UBS Nickel Subindex Total Return	Classic	ETC	Yes	Swaps	No	49	41.92	0.19	27 Sep 2006	Yes	
ETF Nickel	ETF Securities	NICKP FP	NICKP.PA	GB00B15KY211	Jersey	France	EUR	No	Dow Jones-UBS Nickel Subindex Total Return	Classic	ETC	Yes	Swaps	No	49	41.92	0.01	16 Feb 2007	No	
ETF Nickel	ETF Securities	OD7M GY	OD7M.DE	DE000A0KRJ44	Jersey	Germany	EUR	No	Dow Jones-UBS Nickel Subindex Total Return	Classic	ETC	Yes	Swaps	No	49	41.92	0.02	11 Mar 2006	No	
ETF Nickel	ETF Securities	OD7M GS	OD7M.SG	DE000A0KRJ44	Jersey	Germany	EUR	No	Dow Jones-UBS Nickel Subindex Total Return	Classic	ETC	Yes	Swaps	No	49	41.92	0.00	11 Mar 2006	No	
ETF Nickel	ETF Securities	NICK IM	NICK.MI	GB00B15KY211	Jersey	Italy	EUR	No	Dow Jones-UBS Nickel Subindex Total Return	Classic	ETC	Yes	Swaps	No	49	41.92	0.06	13 Apr 2007	No	
db Physical Nickel ETC	db x-trackers	XN11 LN	XN11.L	GB00B3M9P660	Jersey	United Kingdom	USD	No	LME Cash Settlement Nickel Price Less Fees	Physical	ETC	Yes	Physical	No	75	1.80	0.00	1 Apr 2011	Yes	
ETF Physical Nickel	ETF Securities	PHNI LN	PHNI.L	JE00B3W0N983	Jersey	United Kingdom	USD	No	Physical allocated nickel to LME specifications	Physical	ETC	Yes	Physical	No	69	1.24	0.00	12 Oct 2010	Yes	
Source S&P GSCI Nickel Total Return Treasury Bill Secured Source ETC (T-ETC)	Source	SNICKL GY	SNICKL.DE	XS0470829192	Ireland	Germany	EUR	No	S&P GSCI Nickel Total Return Index	Classic	ETC	Yes	Swaps	No	49	0.37	0.00	8 Dec 2009	Yes	
Source S&P GSCI Nickel Total Return Treasury Bill Secured Source ETC (T-ETC)	Source	SNICKL GS	SNICKL.GS	XS0470829192	Ireland	Germany	EUR	No	S&P GSCI Nickel Total Return Index	Classic	ETC	Yes	Swaps	No	49	0.37	0.00	8 Dec 2009	No	
NEW ETF EUR Daily Hedged Nickel	ETF Securities	ENIK IM	ENIK.MI	JE00B6XL6W59	Jersey	Italy	EUR	Yes	Dow Jones-UBS Nickel Subindex Euro Hedged Daily	Classic	ETC	Yes	Swaps	No	49	0.13	0.00	6 Jul 2012	Yes	
UBS ETC Nickel – CHF	UBS	CLNCI SW	CLNCI.S	CH0037787980	Switzerland	Switzerland	CHF	Yes	UBS Bloomberg CMCi Nickel Hedged CHF TR	Forward	ETN	No	Swaps	No	81	-	0.01	21 Apr 2008	Yes	
UBS ETC Nickel – EUR	UBS	ELNCI SW	ELNCI.S	CH0037787824	Switzerland	Switzerland	EUR	Yes	UBS Bloomberg CMCi Nickel Hedged EUR TR	Forward	ETN	No	Swaps	No	49	-	0.00	21 Apr 2008	Yes	
UBS ETC Nickel – USD	UBS	TLNCI SW	TLNCI.S	CH0037787667	Switzerland	Switzerland	USD	No	UBS Bloomberg CMCi Nickel USD TR	Forward	ETN	No	Swaps	No	37	-	0.00	8 Feb 2008	Yes	
SG ETN Nickel USD	Societe Generale	NCLU LN	NCLU.L	JE00B3MFS098	Jersey	United Kingdom	USD	No	S&P GSCI Nickel ER Index	Classic	ETN	No	Swaps	No	50	-	0.00	27 Apr 2010	Yes	
SG ETN Nickel EUR	Societe Generale	NCLE LN	NCLE.L	JE00B3P3FW11	Jersey	United Kingdom	EUR	Yes	S&P GSCI Nickel ER Index	Classic	ETN	No	Swaps	No	50	-	0.00	27 Apr 2010	Yes	
SG ETN Nickel GBP	Societe Generale	NCLG LN	NCLG.L	JE00B3Q29B41	Jersey	United Kingdom	GBP	Yes	S&P GSCI Nickel ER Index	Classic	ETN	No	Swaps	No	50	-	0.00	27 Apr 2010	Yes	
-1x																				
ETF Short Nickel	ETF Securities	SNIK LN	SNIK.L	JE00B24DKJ77	Jersey	United Kingdom	USD	No	Dow Jones-UBS Nickel Subindex Total Return	Classic	ETC	Yes	Swaps	No	98	0.59	0.00	22 Feb 2008	Yes	
ETF Short Nickel	ETF Securities	4RTE GY	4RTE.DE	DE000A0V9X58	Jersey	Germany	EUR	No	Dow Jones-UBS Nickel Subindex Total Return	Classic	ETC	Yes	Swaps	No	98	0.59	0.00	6 Apr 2008	No	
ETF Short Nickel	ETF Securities	4RTE GS	4RTE.SG	DE000A0V9X58	Jersey	Germany	EUR	No	Dow Jones-UBS Nickel Subindex Total Return	Classic	ETC	Yes	Swaps	No	98	0.59	0.00	6 Apr 2008	No	
NEW ETF Short Nickel	ETF Securities	SNIK IM	SNIK.MI	JE00B24DKJ77	Jersey	Italy	EUR	No	Dow Jones-UBS Nickel Subindex Total Return	Classic	ETC	Yes	Swaps	No	98	0.59	0.00	1 Apr 2012	No	
2x																				
ETF Leveraged Nickel	ETF Securities	LNK LN	LNK.L	JE00B2NFR57	Jersey	United Kingdom	USD	No	Dow Jones-UBS Nickel Subindex Total Return	Classic	ETC	Yes	Swaps	No	98	3.22	0.04	3 Nov 2008	Yes	
ETF Leveraged Nickel	ETF Securities	4RUD GY	4RUD.DE	DE000A0V9Y40	Jersey	Germany	EUR	No	Dow Jones-UBS Nickel Subindex Total Return	Classic	ETC	Yes	Swaps	No	98	3.22	0.01	6 Dec 2008	No	
ETF Leveraged Nickel	ETF Securities	4RUD GS	4RUD.SG	DE000A0V9Y40	Jersey	Germany	EUR	No	Dow Jones-UBS Nickel Subindex Total Return	Classic	ETC	Yes	Swaps	No	98	3.22	0.00	6 Dec 2008	No	
NEW ETF Leveraged Nickel	ETF Securities	LNK IM	LNK.MI	JE00B2NFR57	Jersey	Italy	EUR	No	Dow Jones-UBS Nickel Subindex Total Return	Classic	ETC	Yes	Swaps	No	98	3.22	0.01	1 Apr 2012	No	
Tin																				
1x																				
ETF Physical Tin	ETF Securities	PHSN LN	PHSN.L	JE00B4L22R36	Jersey	United Kingdom	USD	No	Physical allocated tin to LME specifications	Physical	ETC	Yes	Physical	No	69	3.01	0.00	12 Oct 2010	Yes	
ETF Tin	ETF Securities	TINM LN	TINM.L	JE00B2QY0H68	Jersey	United Kingdom	USD	No	Dow Jones-UBS Tin Subindex Total Return	Classic	ETC	Yes	Swaps	No	49	1.05	0.04	11 Dec 2009	Yes	
NEW ETF Tin	ETF Securities	TINM IM	TINM.MI	JE00B2QY0H68	Jersey	Italy	EUR	No	Dow Jones-UBS Tin Subindex Total Return	Classic	ETC	Yes	Swaps	No	49	1.05	0.00	1 Apr 2012	No	
db Physical Tin ETC	db x-trackers	XT11 LN	XT11.L	GB00B658J472	Jersey	United Kingdom	USD	No	LME Cash Settlement Tin Price Less Fees	Physical	ETC	Yes	Physical	No	75	0.18	0.00	1 Apr 2011	Yes	
-1x																				
ETF Short Tin	ETF Securities	STIM LN	STIM.L	JE00B2NFT203	Jersey	United Kingdom	USD	No	Dow Jones-UBS Tin Subindex Total Return	Classic	ETC	Yes	Swaps	No	98	0.32	0.00	3 Nov 2008	Yes	

Europe (continued)

Product name ¹	Issuer	Bloomberg	Reuters	ISIN/WPK/ Valoren ²	Domicile	Listed country	Trading currency	Currency hedged	Benchmark	Index replication method ³	Legal structure	Collater- alised	Underlying exposure	UCITS fund	Expense ratio ⁴	AUM \$m ⁵	ADV \$m ⁶	Listing date	Primary listing	Note
ETFS Short Tin	ETF Securities	4RTP GY	4RTP.DE	DE000A0V9YE2	Jersey	Germany	EUR	No	Dow Jones-UBS Tin Subindex Total Return	Classic	ETC	Yes	Swaps	No	98	0.32	0.01	6 Apr 2008	No	
ETFS Short Tin	ETF Securities	4RTP GS	4RTP.SG	DE000A0V9YE2	Jersey	Germany	EUR	No	Dow Jones-UBS Tin Subindex Total Return	Classic	ETC	Yes	Swaps	No	98	0.32	0.00	6 Apr 2008	No	
NEW ETFS Short Tin	ETF Securities	STIM IM	STIM.MI	JE00B2NFT203	Jersey	Italy	EUR	No	Dow Jones-UBS Tin Subindex Total Return	Classic	ETC	Yes	Swaps	No	98	0.32	0.01	1 Apr 2012	No	
2x																				
ETFS Leveraged Tin	ETF Securities	LTIM LN	LTIM.L	JE00B2NFV241	Jersey	United Kingdom	USD	No	Dow Jones-UBS Tin Subindex Total Return	Classic	ETC	Yes	Swaps	No	98	1.19	0.01	3 Nov 2008	Yes	
ETFS Leveraged Tin	ETF Securities	4RUN GY	4RUN.DE	DE000A0V9ZD1	Jersey	Germany	EUR	No	Dow Jones-UBS Tin Subindex Total Return	Classic	ETC	Yes	Swaps	No	98	1.19	0.01	6 Dec 2008	No	
ETFS Leveraged Tin	ETF Securities	4RUN GS	4RUN.SG	DE000A0V9ZD1	Jersey	Germany	EUR	No	Dow Jones-UBS Tin Subindex Total Return	Classic	ETC	Yes	Swaps	No	98	1.19	0.00	6 Dec 2008	No	
NEW ETFS Leveraged Tin	ETF Securities	LTIM IM	LTIM.MI	JE00B2NFV241	Jersey	Italy	EUR	No	Dow Jones-UBS Tin Subindex Total Return	Classic	ETC	Yes	Swaps	No	98	1.19	0.00	1 Apr 2012	No	
Uranium																				
1x																				
db Uranium ETC	db x-trackers	XURA LN	XURA.L	GB00B4JYWW66	Jersey	United Kingdom	USD	No	TradeTech U3O8 Weekly Spot Price IndicatorTM	Classic	ETC	Yes	Swaps	No	160	9.52	0.00	9 Dec 2010	Yes	
Zinc																				
1x																				
ETFS Zinc	ETF Securities	ZINC LN	Zinc.L	GB00B15KY872	Jersey	United Kingdom	USD	No	Dow Jones-UBS Zinc Subindex Total Return	Classic	ETC	Yes	Swaps	No	49	24.62	0.09	27 Sep 2006	Yes	
ETFS Zinc	ETF Securities	ZINCP FP	Zinc.PA	GB00B15KY872	Jersey	France	EUR	No	Dow Jones-UBS Zinc Subindex Total Return	Classic	ETC	Yes	Swaps	No	49	24.62	0.00	10 Feb 2007	No	
ETFS Zinc	ETF Securities	OD7T GY	OD7T.DE	DE000A0KRKA0	Jersey	Germany	EUR	No	Dow Jones-UBS Zinc Subindex Total Return	Classic	ETC	Yes	Swaps	No	49	24.62	0.00	11 Mar 2006	No	
ETFS Zinc	ETF Securities	OD7T GS	OD7T.SG	DE000A0KRKA0	Jersey	Germany	EUR	No	Dow Jones-UBS Zinc Subindex Total Return	Classic	ETC	Yes	Swaps	No	49	24.62	0.00	11 Mar 2006	No	
ETFS Zinc	ETF Securities	ZINC IM	Zinc.MI	GB00B15KY872	Jersey	Italy	EUR	No	Dow Jones-UBS Zinc Subindex Total Return	Classic	ETC	Yes	Swaps	No	49	24.62	0.03	13 Apr 2007	No	
Source S&P GSCI Zinc Total Return Treasury Bill Secured Source ETC (T-ETC)	Source	SZinc GY	SZinc.DE	XS0470829515	Ireland	Germany	EUR	No	S&P GSCI Zinc Total Return Index	Classic	ETC	Yes	Swaps	No	49	0.41	0.00	8 Dec 2009	Yes	
Source S&P GSCI Zinc Total Return Treasury Bill Secured Source ETC (T-ETC)	Source	SZinc GS	SZinc.GS	XS0470829515	Ireland	Germany	EUR	No	S&P GSCI Zinc Total Return Index	Classic	ETC	Yes	Swaps	No	49	0.41	0.00	8 Dec 2009	No	
ETFS Physical Zinc	ETF Securities	PHZN LN	PHZN.L	JE00B41L4M99	Jersey	United Kingdom	USD	No	Physical allocated zinc to LME specifications	Physical	ETC	Yes	Physical	No	69	0.30	0.00	5 Mar 2011	Yes	
NEW ETFS EUR Daily Hedged Zinc	ETF Securities	EZNC IM	EZNC.MI	JE00B78NNM23	Jersey	Italy	EUR	Yes	Dow Jones-UBS Zinc Subindex Euro Hedged Daily	Classic	ETC	Yes	Swaps	No	49	0.13	0.00	6 Jul 2012	Yes	
UBS ETC Zinc – CHF	UBS	CLXCI SW	CLXCI.S	CH0037788038	Switzerland	Switzerland	CHF	Yes	UBS Bloomberg CMCI Zinc Hedged EUR TR	Forward	ETN	No	Swaps	No	81	–	0.00	21 Apr 2008	Yes	
UBS ETC Zinc – EUR	UBS	ELXCI SW	ELXCI.S	CH0037787873	Switzerland	Switzerland	EUR	Yes	UBS Bloomberg CMCI Zinc USD TR	Forward	ETN	No	Swaps	No	49	–	0.01	21 Apr 2008	Yes	
UBS ETC Zinc – USD	UBS	TLXCI SW	TLXCI.S	CH0037787717	Switzerland	Switzerland	USD	No	UBS Bloomberg CMCI Zinc USD TR	Forward	ETN	No	Swaps	No	37	–	0.00	8 Feb 2008	Yes	
SG ETN Zinc USD	Societe Generale	ZINU LN	ZINU.L	JE00B3MH4291	Jersey	United Kingdom	USD	No	S&P GSCI Zinc ER Index	Classic	ETN	No	Swaps	No	50	–	0.00	27 Apr 2010	Yes	
SG ETN Zinc EUR	Societe Generale	ZINE LN	ZINE.L	JE00B3MHL842	Jersey	United Kingdom	EUR	Yes	S&P GSCI Zinc ER Index	Classic	ETN	No	Swaps	No	50	–	0.00	27 Apr 2010	Yes	
SG ETN Zinc GBP	Societe Generale	ZING LN	ZING.L	JE00B3Q5CK30	Jersey	United Kingdom	GBP	Yes	S&P GSCI Zinc ER Index	Classic	ETN	No	Swaps	No	50	–	0.00	27 Apr 2010	Yes	
-1x																				
ETFS Short Zinc	ETF Securities	SZIC LN	SZIC.L	JE00B24DKS68	Jersey	United Kingdom	USD	No	Dow Jones-UBS Zinc Subindex Total Return	Classic	ETC	Yes	Swaps	No	98	3.05	0.02	22 Feb 2008	Yes	
ETFS Short Zinc	ETF Securities	4RTL GY	4RTL.DE	DE000A0V9YB8	Jersey	Germany	EUR	No	Dow Jones-UBS Zinc Subindex Total Return	Classic	ETC	Yes	Swaps	No	98	3.05	0.00	6 Apr 2008	No	
ETFS Short Zinc	ETF Securities	4RTL GS	4RTL.SG	DE000A0V9YB8	Jersey	Germany	EUR	No	Dow Jones-UBS Zinc Subindex Total Return	Classic	ETC	Yes	Swaps	No	98	3.05	0.00	6 Apr 2008	No	
NEW ETFS Short Zinc	ETF Securities	SZIC IM	SZIC.MI	JE00B24DKS68	Jersey	Italy	EUR	No	Dow Jones-UBS Zinc Subindex Total Return	Classic	ETC	Yes	Swaps	No	98	3.05	0.00	1 Apr 2012	No	
2x																				
ETFS Leveraged Zinc	ETF Securities	LZIC LN	LZIC.L	JE00B2NFTY25	Jersey	United Kingdom	USD	No	Dow Jones-UBS Zinc Subindex Total Return	Classic	ETC	Yes	Swaps	No	98	1.73	0.01	3 Nov 2008	Yes	
ETFS Leveraged Zinc	ETF Securities	4RUK GY	4RUK.DE	DE000A0V9ZA7	Jersey	Germany	EUR	No	Dow Jones-UBS Zinc Subindex Total Return	Classic	ETC	Yes	Swaps	No	98	1.73	0.00	6 Dec 2008	No	
ETFS Leveraged Zinc	ETF Securities	4RUK GS	4RUK.SG	DE000A0V9ZA7	Jersey	Germany	EUR	No	Dow Jones-UBS Zinc Subindex Total Return	Classic	ETC	Yes	Swaps	No	98	1.73	0.00	6 Dec 2008	No	
NEW ETFS Leveraged Zinc	ETF Securities	LZIC IM	LZIC.MI	JE00B2NFTY25	Jersey	Italy	EUR	No	Dow Jones-UBS Zinc Subindex Total Return	Classic	ETC	Yes	Swaps	No	98	1.73	0.00	1 Apr 2012	No	
Livestock																				
Diversified																				
1x																				
ETFS Livestock DJ-UBSCI SM	ETF Securities	AIGL LN	AIGL.L	GB00B15KYK92	Jersey	United Kingdom	USD	No	Dow Jones-UBS Livestock Subindex Total Return	Classic	ETC	Yes	Swaps	No	49	32.76	0.07	27 Sep 2006	Yes	
ETFS Livestock DJ-UBSCI SM	ETF Securities	AIGLP FP	AIGLP.PA	GB00B15KYK92	Jersey	France	EUR	No	Dow Jones-UBS Livestock Subindex Total Return	Classic	ETC	Yes	Swaps	No	49	32.76	0.00	3 May 2007	No	
ETFS Livestock DJ-UBSCI SM	ETF Securities	OD71 GY	OD71.DE	DE000A0KRKH5	Jersey	Germany	EUR	No	Dow Jones-UBS Livestock Subindex Total Return	Classic	ETC	Yes	Swaps	No	49	32.76	0.01	11 Mar 2006	No	
ETFS Livestock DJ-UBSCI SM	ETF Securities	OD71 GS	OD71.SG	DE000A0KRKH5	Jersey	Germany	EUR	No	Dow Jones-UBS Livestock Subindex Total Return	Classic	ETC	Yes	Swaps	No	49	32.76	0.00	11 Mar 2006	No	
ETFS Livestock DJ-UBSCI SM	ETF Securities	AIGL IM	AIGL.MI	GB00B15KYK92	Jersey	Italy	EUR	No	Dow Jones-UBS Livestock Subindex Total Return	Classic	ETC	Yes	Swaps	No	49	32.76	0.00	13 Apr 2007	No	
iPath S&P GSCI Livestock Index Total Return ETN	iPath	MOOO GY	MOOO.DE	DE000BC1DBM9	Germany	Germany	EUR	No	S&P GSCI Livestock Total Return Index	Classic	ETN	No	Swaps	No	75	5.51	0.00	23 Feb 2010	Yes	
iPath S&P GSCI Livestock Index Total Return ETN	iPath	MOOO LN	MOOL.L	DE000BC1DBM9	Germany	United Kingdom	GBP	No	S&P GSCI Livestock Total Return Index	Classic	ETN	No	Swaps	No	75	5.51	0.00	27 Apr 2010	No	
Source S&P GSCI Livestock Total Return Treasury Bill Secured ETC (T-ETC)	Source	SLIVE GY	SLIVE.DE	XS0417150819	Ireland	Germany	EUR	No	S&P GSCI Livestock Total Return Index	Classic	ETC	Yes	Swaps	No	49	0.47	0.00	20 Apr 2009	Yes	
Source S&P GSCI Livestock Total Return Treasury Bill Secured ETC (T-ETC)	Source	SLIVE GS	SLIVE.SG	XS0417150819	Ireland	Germany	EUR	No	S&P GSCI Livestock Total Return Index	Classic	ETC	Yes	Swaps	No	49	0.47	0.00	20 Apr 2009	No	
ETFS Forward Livestock DJ-UBSCI SM F3	ETF Securities	FLIV LN	FLIV.L	JE00B24DMM47	Jersey	United Kingdom	USD	No	Dow Jones-UBS Livestock Subindex 3 Month Forward Total Return	Forward	ETC	Yes	Swaps	No	49	0.35	0.00	10 Oct 2007	Yes	
ETFS Forward Livestock DJ-UBSCI SM F3	ETF Securities	9GAN GY	9GAC.DE	DE000A0SVYA6	Jersey	Germany	EUR	No	Dow Jones-UBS Livestock Subindex 3 Month Forward Total Return	Forward	ETC	Yes	Swaps	No	49	0.35	0.00	27 Nov 2007	No	
ETFS Forward Livestock DJ-UBSCI SM F3	ETF Securities	9GAN GS	9GAC.SG	DE000A0SVYA6	Jersey	Germany	EUR	No	Dow Jones-UBS Livestock Subindex 3 Month Forward Total Return	Forward	ETC	Yes	Swaps	No	49	0.35	0.00	27 Nov 2007	No	
ETFS Forward Livestock DJ-UBSCI SM F3	ETF Securities	FLIV IM	FLIV.MI	JE00B24DMM47	Jersey	Italy	EUR	No	Dow Jones-UBS Livestock Subindex 3 Month Forward Total Return	Forward	ETC	Yes	Swaps	No	49	0.35	0.00	23 Jan 2008	No	
UBS ETC on CMCI Livestock USD	UBS	LIVD LN	LIVD.L	CH0106370825	Switzerland	United Kingdom	USD	No	UBS Bloomberg CMCI Livestock Index Total Return	Forward	ETN	No	Swaps	No	54	–	0.00	9 Mar 2010	Yes	
UBS ETC on CMCI Livestock Hedged EUR	UBS	LIVE LN	LIVE.L	CH0106365841	Switzerland	United Kingdom	EUR	Yes	UBS Bloomberg CMCI Livestock Index Total Return	Forward	ETN	No	Swaps	No	66	–	0.00	9 Mar 2010	Yes	
UBS ETC on CMCI Livestock Hedged GBP	UBS	LIVS LN	LIVS.L	CH0106384024	Switzerland	United Kingdom	GBP	Yes	UBS Bloomberg CMCI Livestock Index Total Return	Forward	ETN	No	Swaps	No	104	–	0.00	9 Mar 2010	Yes	
-1x																				
ETFS Short Livestock DJ-UBSCI SM	ETF Securities	SLST LN	SLST.L	JE00B24DL270	Jersey	United Kingdom	USD	No	Dow Jones-UBS Livestock Subindex Total Return	Classic	ETC	Yes	Swaps	No	98	0.76	0.00	22 Feb 2008	Yes	
ETFS Short Livestock DJ-UBSCI SM	ETF Securities	9GAY GY	9GAY.DE	DE000A0V9XP0	Jersey	Germany	EUR	No	Dow Jones-UBS Livestock Subindex Total Return	Classic	ETC	Yes	Swaps	No	98	0.76	0.00	6 Apr 2008	No	
ETFS Short Livestock DJ-UBSCI SM	ETF Securities	9GAY GS	9GAY.SG	DE000A0V9XP0	Jersey	Germany	EUR	No	Dow Jones-UBS Livestock Subindex Total Return	Classic	ETC	Yes	Swaps	No	98	0.76	0.00	6 Apr 2008	No	
NEW ETFS Short Livestock DJ-UBSCI SM	ETF Securities	SLST IM	SLST.MI	JE00B24DL270	Jersey	Italy	EUR	No	Dow Jones-UBS Livestock Subindex Total Return	Classic	ETC	Yes	Swaps	No	98	0.76	0.00	1 Apr 2012	No	

Europe (continued)

Product name ¹	Issuer	Bloomberg	Reuters	ISIN/WPK/ Valoren ²	Domicile	Listed country	Trading currency	Currency hedged	Benchmark	Index replication method ³	Legal structure	Collater- alised	Underlying exposure	UCITS fund	Expense ratio ⁴	AUM \$m ⁵	ADV \$m ⁶	Listing date	Primary listing	Note
2x																				
ETFS Leveraged Livestock DJ-UBSCI SM	ETF Securities	LLST LN	LLST.L	JE00B2NFT864	Jersey	United Kingdom	USD	No	Dow Jones-UBS Livestock Subindex Total Return	Classic	ETC	Yes	Swaps	No	98	0.71	0.00	3 Nov 2008	Yes	
ETFS Leveraged Livestock DJ-UBSCI SM	ETF Securities	4RTX GY	4RTX.DE	DE000A0V9YN3	Jersey	Germany	EUR	No	Dow Jones-UBS Livestock Subindex Total Return	Classic	ETC	Yes	Swaps	No	98	0.71	0.00	6 Dec 2008	No	
ETFS Leveraged Livestock DJ-UBSCI SM	ETF Securities	4RTX GS	4RTX.SG	DE000A0V9YN3	Jersey	Germany	EUR	No	Dow Jones-UBS Livestock Subindex Total Return	Classic	ETC	Yes	Swaps	No	98	0.71	0.00	6 Dec 2008	No	
NEW ETFS Leveraged Livestock DJ-UBSCI SM	ETF Securities	LLST IM	LLST.MI	JE00B2NFT864	Jersey	Italy	EUR	No	Dow Jones-UBS Livestock Subindex Total Return	Classic	ETC	Yes	Swaps	No	98	0.71	0.00	1 Apr 2012	No	
Lean Hogs																				
1x																				
ETFS Lean Hogs	ETF Securities	HOGS LN	HOGS.L	GB00B15KXZ70	Jersey	United Kingdom	USD	No	Dow Jones-UBS Lean Hogs Subindex Total Return	Classic	ETC	Yes	Swaps	No	49	12.40	0.15	27 Sep 2006	Yes	
ETFS Lean Hogs	ETF Securities	HOGSP FP	HOGSP.PA	GB00B15KXZ70	Jersey	France	EUR	No	Dow Jones-UBS Lean Hogs Subindex Total Return	Classic	ETC	Yes	Swaps	No	49	12.40	0.00	27 Feb 2007	No	
ETFS Lean Hogs	ETF Securities	OD7J GY	OD7J.DE	DE000A0KRJ10	Jersey	Germany	EUR	No	Dow Jones-UBS Lean Hogs Subindex Total Return	Classic	ETC	Yes	Swaps	No	49	12.40	0.00	11 Mar 2006	No	
ETFS Lean Hogs	ETF Securities	OD7J GS	OD7J.SG	DE000A0KRJ10	Jersey	Germany	EUR	No	Dow Jones-UBS Lean Hogs Subindex Total Return	Classic	ETC	Yes	Swaps	No	49	12.40	0.00	11 Mar 2006	No	
ETFS Lean Hogs	ETF Securities	HOGS IM	HOGS.MI	GB00B15KXZ70	Jersey	Italy	EUR	No	Dow Jones-UBS Lean Hogs Subindex Total Return	Classic	ETC	Yes	Swaps	No	49	12.40	0.04	13 Apr 2007	No	
ETFS Forward Lean Hogs	ETF Securities	HOGF LN	HOGF.L	JE00B24DM138	Jersey	United Kingdom	USD	No	Dow Jones-UBS Lean Hogs Subindex 3 Month Forward Total Return	Forward	ETC	Yes	Swaps	No	49	0.33	0.00	29 Nov 2007	Yes	
NEW ETFS Forward Lean Hogs	ETF Securities	HOGF IM	HOGF.MI	JE00B24DM138	Jersey	Italy	EUR	No	Dow Jones-UBS Lean Hogs Subindex 3 Month Forward Total Return	Forward	ETC	Yes	Swaps	No	49	0.33	0.00	1 Apr 2012	No	
UBS ETC Lean Hogs – CHF	UBS	CLHCI SW	CLHCI.S	CH0042990223	Switzerland	Switzerland	CHF	Yes	UBS Bloomberg CMCI Lean Hogs Hedged CHF TR	Forward	ETN	No	Swaps	No	98	–	0.00	9 Jun 2008	Yes	
UBS ETC Lean Hogs – EUR	UBS	ELHCI SW	ELHCI.S	CH0042990215	Switzerland	Switzerland	EUR	Yes	UBS Bloomberg CMCI Lean Hogs Hedged EUR TR	Forward	ETN	No	Swaps	No	66	–	0.00	9 Jun 2008	Yes	
UBS ETC Lean Hogs – USD	UBS	TLHCI SW	TLHCI.S	CH0037787634	Switzerland	Switzerland	USD	No	UBS Bloomberg CMCI Lean Hogs USD TR	Forward	ETN	No	Swaps	No	54	–	0.00	9 Feb 2008	Yes	
1x																				
ETFS Short Lean Hogs	ETF Securities	SLHO LN	SLHO.L	JE00B24DKF30	Jersey	United Kingdom	USD	No	Dow Jones-UBS Lean Hogs Subindex Total Return	Classic	ETC	Yes	Swaps	No	98	0.69	0.02	22 Feb 2008	Yes	
ETFS Short Lean Hogs	ETF Securities	4RTB GY	4RTB.DE	DE000A0V9X25	Jersey	Germany	EUR	No	Dow Jones-UBS Lean Hogs Subindex Total Return	Classic	ETC	Yes	Swaps	No	98	0.69	0.00	6 Apr 2008	No	
ETFS Short Lean Hogs	ETF Securities	4RTB GS	4RTB.SG	DE000A0V9X25	Jersey	Germany	EUR	No	Dow Jones-UBS Lean Hogs Subindex Total Return	Classic	ETC	Yes	Swaps	No	98	0.69	0.00	6 Apr 2008	No	
NEW ETFS Short Lean Hogs	ETF Securities	SLHO IM	SLHO.MI	JE00B24DKF30	Jersey	Italy	EUR	No	Dow Jones-UBS Lean Hogs Subindex Total Return	Classic	ETC	Yes	Swaps	No	98	0.69	0.00	1 Apr 2012	No	
2x																				
ETFS Leveraged Lean Hogs	ETF Securities	LLHO LN	LLHO.L	JE00B2NFTN10	Jersey	United Kingdom	USD	No	Dow Jones-UBS Lean Hogs Subindex Total Return	Classic	ETC	Yes	Swaps	No	98	1.68	0.01	3 Nov 2008	Yes	
ETFS Leveraged Lean Hogs	ETF Securities	4RUA GY	4RUA.DE	DE000A0V9Y16	Jersey	Germany	EUR	No	Dow Jones-UBS Lean Hogs Subindex Total Return	Classic	ETC	Yes	Swaps	No	98	1.68	0.01	6 Dec 2008	No	
ETFS Leveraged Lean Hogs	ETF Securities	4RUA GS	4RUA.SG	DE000A0V9Y16	Jersey	Germany	EUR	No	Dow Jones-UBS Lean Hogs Subindex Total Return	Classic	ETC	Yes	Swaps	No	98	1.68	0.00	6 Dec 2008	No	
NEW ETFS Leveraged Lean Hogs	ETF Securities	LLHO IM	LLHO.MI	JE00B2NFTN10	Jersey	Italy	EUR	No	Dow Jones-UBS Lean Hogs Subindex Total Return	Classic	ETC	Yes	Swaps	No	98	1.68	0.00	1 Apr 2012	No	
Live Cattle																				
1x																				
ETFS Live Cattle	ETF Securities	CATL LN	CATL.L	GB00B15KY096	Jersey	United Kingdom	USD	No	Dow Jones-UBS Live Cattle Subindex Total Return	Classic	ETC	Yes	Swaps	No	49	8.63	0.05	27 Sep 2006	Yes	
ETFS Live Cattle	ETF Securities	CATLP FP	CATLP.PA	GB00B15KY096	Jersey	France	EUR	No	Dow Jones-UBS Live Cattle Subindex Total Return	Classic	ETC	Yes	Swaps	No	49	8.63	0.00	3 Sep 2007	No	
ETFS Live Cattle	ETF Securities	OD7K GY	OD7K.DE	DE000A0KRJ28	Jersey	Germany	EUR	No	Dow Jones-UBS Live Cattle Subindex Total Return	Classic	ETC	Yes	Swaps	No	49	8.63	0.01	11 Mar 2006	No	
ETFS Live Cattle	ETF Securities	OD7K GS	OD7K.SG	DE000A0KRJ28	Jersey	Germany	EUR	No	Dow Jones-UBS Live Cattle Subindex Total Return	Classic	ETC	Yes	Swaps	No	49	8.63	0.00	11 Mar 2006	No	
ETFS Live Cattle	ETF Securities	CATL IM	CATL.MI	GB00B15KY096	Jersey	Italy	EUR	No	Dow Jones-UBS Live Cattle Subindex Total Return	Classic	ETC	Yes	Swaps	No	49	8.63	0.03	13 Apr 2007	No	
ETFS Forward Live Cattle	ETF Securities	CATF LN	CATF.L	JE00B24DM245	Jersey	United Kingdom	USD	No	Dow Jones-UBS Live Cattle Subindex 3 Month Forward Total Return	Forward	ETC	Yes	Swaps	No	49	0.11	0.01	29 Nov 2007	Yes	
UBS ETC Live Cattle – CHF	UBS	CLCCI SW	CLCCI.S	CH0042990264	Switzerland	Switzerland	CHF	Yes	UBS Bloomberg CMCI Live Cattle Hedged CHF TR	Forward	ETN	No	Swaps	No	93	–	0.00	9 Jun 2008	Yes	
UBS ETC Live Cattle – EUR	UBS	ELCCI SW	ELCCI.S	CH0042990231	Switzerland	Switzerland	EUR	Yes	UBS Bloomberg CMCI Live Cattle Hedged EUR TR	Forward	ETN	No	Swaps	No	61	–	0.00	9 Jun 2008	Yes	
UBS ETC Live Cattle – USD	UBS	TLCCI SW	TLCCI.S	CH0037787642	Switzerland	Switzerland	USD	No	UBS Bloomberg CMCI Cattle USD TR	Forward	ETN	No	Swaps	No	49	–	0.00	8 Feb 2008	Yes	
-1x																				
ETFS Short Live Cattle	ETF Securities	SLCT LN	SCAT.L	JE00B24DKG47	Jersey	United Kingdom	USD	No	Dow Jones-UBS Live Cattle Subindex Total Return	Classic	ETC	Yes	Swaps	No	98	0.76	0.00	22 Feb 2008	Yes	
ETFS Short Live Cattle	ETF Securities	4RTC GY	4RTC.DE	DE000A0V9X33	Jersey	Germany	EUR	No	Dow Jones-UBS Live Cattle Subindex Total Return	Classic	ETC	Yes	Swaps	No	98	0.76	0.00	6 Apr 2008	No	
ETFS Short Live Cattle	ETF Securities	4RTC GS	4RTC.SG	DE000A0V9X33	Jersey	Germany	EUR	No	Dow Jones-UBS Live Cattle Subindex Total Return	Classic	ETC	Yes	Swaps	No	98	0.76	0.00	6 Apr 2008	No	
NEW ETFS Short Live Cattle	ETF Securities	SLCT IM	SLCT.MI	JE00B24DKG47	Jersey	Italy	EUR	No	Dow Jones-UBS Live Cattle Subindex Total Return	Classic	ETC	Yes	Swaps	No	98	0.76	0.01	1 Apr 2012	No	
2x																				
ETFS Leveraged Live Cattle	ETF Securities	LLCT LN	LLCT.L	JE00B2NFTP34	Jersey	United Kingdom	USD	No	Dow Jones-UBS Live Cattle Subindex Total Return	Classic	ETC	Yes	Swaps	No	98	0.46	0.01	3 Nov 2008	Yes	
ETFS Leveraged Live Cattle	ETF Securities	4RUB GY	4RUB.DE	DE000A0V9Y24	Jersey	Germany	EUR	No	Dow Jones-UBS Live Cattle Subindex Total Return	Classic	ETC	Yes	Swaps	No	98	0.46	0.00	6 Dec 2008	No	
ETFS Leveraged Live Cattle	ETF Securities	4RUB GS	4RUB.SG	DE000A0V9Y24	Jersey	Germany	EUR	No	Dow Jones-UBS Live Cattle Subindex Total Return	Classic	ETC	Yes	Swaps	No	98	0.46	0.00	6 Dec 2008	No	
NEW ETFS Leveraged Live Cattle	ETF Securities	LLCT IM	LLCT.MI	JE00B2NFTP34	Jersey	Italy	EUR	No	Dow Jones-UBS Live Cattle Subindex Total Return	Classic	ETC	Yes	Swaps	No	98	0.46	0.00	1 Apr 2012	No	
Precious Metals																				
Diversified																				
1x																				
ETFS Physical PM Basket	ETF Securities	PHPM LN	PHPM.L	JE00B1VS3W29	Jersey	United Kingdom	USD	No	Physical allocated precious metals to LPPM and LBMA specifications	Physical	ETC	Yes	Physical	No	43	245.67	0.46	24 Apr 2007	Yes	
ETFS Physical PM Basket	ETF Securities	VZLE GY	VZLE.DE	DE000A0N62H8	Jersey	Germany	EUR	No	Physical allocated precious metals to LPPM and LBMA specifications	Physical	ETC	Yes	Physical	No	43	245.67	0.17	5 Aug 2007	No	
ETFS Physical PM Basket	ETF Securities	VZLE GS	VZLE.SG	DE000A0N62H8	Jersey	Germany	EUR	No	Physical allocated precious metals to LPPM and LBMA specifications	Physical	ETC	Yes	Physical	No	43	245.67	0.05	5 Aug 2007	No	
ETFS Physical PM Basket	ETF Securities	PHPM IM	PHPM.MI	JE00B1VS3W29	Jersey	Italy	EUR	No	Physical allocated precious metals to LPPM and LBMA specifications	Physical	ETC	Yes	Physical	No	43	245.67	0.06	20 Jun 2007	No	
ETFS Physical PM Basket	ETF Securities	PHPM NA	PHPM.AS	JE00B1VS3W29	Jersey	Netherlands	EUR	No	Physical allocated precious metals to LPPM and LBMA specifications	Physical	ETC	Yes	Physical	No	43	245.67	0.01	18 May 2007	No	
ETFS Physical PM Basket	ETF Securities	PHPP LN	PHPP.L	JE00B1VS3W29	Jersey	United Kingdom	GBP	No	Physical allocated precious metals to LPPM and LBMA specifications	Physical	ETC	Yes	Physical	No	43	245.67	0.17	29 Oct 2007	No	
ETFS Precious Metals DJ-UBSCI SM	ETF Securities	AIGP LN	AIGP.L	GB00B15KYF40	Jersey	United Kingdom	USD	No	Dow Jones-UBS Precious Metals Subindex Total Return	Classic	ETC	Yes	Swaps	No	49	135.58	0.57	27 Sep 2006	Yes	
ETFS Precious Metals DJ-UBSCI SM	ETF Securities	AIGPP FP	AIGPP.PA	GB00B15KYF40	Jersey	France	EUR	No	Dow Jones-UBS Precious Metals Subindex Total Return	Classic	ETC	Yes	Swaps	No	49	135.58	0.02	4 Apr 2007	No	
ETFS Precious Metals DJ-UBSCI SM	ETF Securities	OD73 GY	OD73.DE	DE000A0KRKK9	Jersey	Germany	EUR	No	Dow Jones-UBS Precious Metals Subindex Total Return	Classic	ETC	Yes	Swaps	No	49	135.58	0.07	11 Mar 2006	No	
ETFS Precious Metals DJ-UBSCI SM	ETF Securities	OD73 GS	OD73.SG	DE000A0KRKK9	Jersey	Germany	EUR	No	Dow Jones-UBS Precious Metals Subindex Total Return	Classic	ETC	Yes	Swaps	No	49	135.58	0.00	11 Mar 2006	No	
ETFS Precious Metals DJ-UBSCI SM	ETF Securities	AIGP IM	AIGP.MI	GB00B15KYF40	Jersey	Italy	EUR	No	Dow Jones-UBS Precious Metals Subindex Total Return	Classic	ETC	Yes	Swaps	No	49	135.58	0.21	13 Apr 2007	No	
Source S&P GSCI Precious Metals Total Return Treasury Bill Secured ETC (T-ETC)	Source	SPMETL GY	SPMETL.DE	XS0417152781	Ireland	Germany	EUR	No	S&P GSCI Precious Metals Total Return Index	Classic	ETC	Yes	Swaps	No	49	19.87	0.01	20 Apr 2009	Yes	
Source S&P GSCI Precious Metals Total Return Treasury Bill Secured ETC (T-ETC)	Source	SPMETL GS	SPMETL.SG	XS0417152781	Ireland	Germany	EUR	No	S&P GSCI Precious Metals Total Return Index	Classic	ETC	Yes	Swaps	No	49	19.87	0.00	20 Apr 2009	No	

Europe (continued)

Product name ¹	Issuer	Bloomberg	Reuters	ISIN/WPK/ Valoren ²	Domicile	Listed country	Trading currency	Currency hedged	Benchmark	Index replication method ³	Legal structure	Collater- alised	Underlying exposure	UCITS fund	Expense ratio ⁴	AUM \$m ⁵	ADV \$m ⁶	Listing date	Primary listing	Note
Source S&P GSCI Precious Metals Total Return Treasury Bill Secured ETC (T-ETC)	Source	SPMETL SW	SPMETL.S	XS0417152781	Ireland	Switzerland	USD	No	S&P GSCI Precious Metals Total Return Index	Classic	ETC	Yes	Swaps	No	49	19.87	0.00	8 Nov 2010	No	
iPath S&P GSCI Precious Metals Index Total Return ETN	iPath	PMET GY	PMET.DE	DE000BC1C7L7	Germany	Germany	EUR	No	S&P GSCI Precious Metals Total Return Index	Classic	ETN	No	Swaps	No	75	7.37	0.00	23 Feb 2010	Yes	
iPath S&P GSCI Precious Metals Index Total Return ETN	iPath	PMET LN	PMET.L	DE000BC1C7L7	Germany	United Kingdom	GBp	No	S&P GSCI Precious Metals Total Return Index	Classic	ETN	No	Swaps	No	75	7.37	0.00	27 Apr 2010	No	
ETFS GBP Daily Hedged Precious Metals DJ-UBS PDSM	ETF Securities	PPMT LN	PPMT.L	JE00B542T323	Jersey	United Kingdom	GBp	Yes	Dow Jones-UBS Precious Metals Subindex Pound Sterling Hedged Daily Total Return	Classic	ETC	Yes	Swaps	No	49	0.22	0.00	3 Feb 2012	Yes	
ETFS EUR Daily Hedged Precious Metals DJ-UBS ED5M	ETF Securities	00XQ GY	00XQ.DE	DE000A1NZLQ9	Jersey	Germany	EUR	Yes	Dow Jones-UBS Precious Metals Subindex Euro Hedged Daily Total Return	Classic	ETC	Yes	Swaps	No	55	0.09	0.00	15 Mar 2012	Yes	
UBS ETC Precious Metals – CHF	UBS	CPMCI SW	CPMCI.S	CH0042990199	Switzerland	Switzerland	CHF	Yes	UBS Bloomberg CMCI Precious Metals Hedged CHF TR	Forward	ETN	No	Swaps	No	92	–	0.00	9 Jun 2008	Yes	
UBS ETC Precious Metals – EUR	UBS	EPMCI SW	EPMCI.S	CH0042990116	Switzerland	Switzerland	EUR	Yes	UBS Bloomberg CMCI Precious Metals Hedged EUR TR	Forward	ETN	No	Swaps	No	61	–	0.00	9 Jun 2008	Yes	
UBS ETC Precious Metals – USD	UBS	TPMCI SW	TPMCI.S	CH0042990108	Switzerland	Switzerland	USD	No	UBS Bloomberg CMCI Precious Metals USD TR	Forward	ETN	No	Swaps	No	49	–	0.03	9 Jun 2008	Yes	
UBS ETC on CMCI Precious Metals USD	UBS	PREC LN	PRECLL	CH0106364471	Switzerland	United Kingdom	USD	No	UBS Bloomberg CMCI Precious Metals USD TR	Forward	ETN	No	Swaps	No	49	–	0.00	9 Mar 2010	Yes	
UBS ETC on CMCI Precious Metals Hedged GBP	UBS	PREG LN	PREG.LL	CH0106364661	Switzerland	United Kingdom	GBP	Yes	UBS Bloomberg CMCI Precious Metals USD TR	Forward	ETN	No	Swaps	No	99	–	0.00	9 Mar 2010	Yes	
UBS ETC on CMCI Precious Metals Hedged EUR	UBS	PREE LN	PREE.LL	CH0106365205	Switzerland	United Kingdom	EUR	Yes	UBS Bloomberg CMCI Precious Metals USD TR	Forward	ETN	No	Swaps	No	61	–	0.00	9 Mar 2010	Yes	
-1x																				
ETFS Short Precious Metals DJ-UBSCI SM	ETF Securities	SPMT LN	SPMT.L	JE00B24DKY29	Jersey	United Kingdom	USD	No	Dow Jones-UBS Precious Metals Subindex Total Return	Classic	ETC	Yes	Swaps	No	98	0.26	0.01	22 Feb 2008	Yes	
ETFS Short Precious Metals DJ-UBSCI SM	ETF Securities	9GA0 GY	9GA0.DE	DE000A0V9XR6	Jersey	Germany	EUR	No	Dow Jones-UBS Precious Metals Subindex Total Return	Classic	ETC	Yes	Swaps	No	98	0.26	0.00	6 Apr 2008	No	
ETFS Short Precious Metals DJ-UBSCI SM	ETF Securities	9GA0 GS	9GA0.SG	DE000A0V9XR6	Jersey	Germany	EUR	No	Dow Jones-UBS Precious Metals Subindex Total Return	Classic	ETC	Yes	Swaps	No	98	0.26	0.00	6 Apr 2008	No	
NEW ETFS Short Precious Metals DJ-UBSCI SM	ETF Securities	SPMT IM	SPMT.MI	JE00B24DKY29	Jersey	Italy	EUR	No	Dow Jones-UBS Precious Metals Subindex Total Return	Classic	ETC	Yes	Swaps	No	98	0.26	0.00	1 Apr 2012	No	
2x																				
ETFS Leveraged Precious Metals DJ-UBSCI SM	ETF Securities	LPMT LN	LPMT.L	JE00B2NFV795	Jersey	United Kingdom	USD	No	Dow Jones-UBS Precious Metals Subindex Total Return	Classic	ETC	Yes	Swaps	No	98	4.00	0.07	3 Nov 2008	Yes	
ETFS Leveraged Precious Metals DJ-UBSCI SM	ETF Securities	4RTZ GY	4RTZ.DE	DE000A0V9YQ6	Jersey	Germany	EUR	No	Dow Jones-UBS Precious Metals Subindex Total Return	Classic	ETC	Yes	Swaps	No	98	4.00	0.10	6 Dec 2008	No	
ETFS Leveraged Precious Metals DJ-UBSCI SM	ETF Securities	4RTZ GS	4RTZ.SG	DE000A0V9YQ6	Jersey	Germany	EUR	No	Dow Jones-UBS Precious Metals Subindex Total Return	Classic	ETC	Yes	Swaps	No	98	4.00	0.00	6 Dec 2008	No	
NEW ETFS Leveraged Precious Metals DJ-UBSCI SM	ETF Securities	LPMT IM	LPMT.MI	JE00B2NFV795	Jersey	Italy	EUR	No	Dow Jones-UBS Precious Metals Subindex Total Return	Classic	ETC	Yes	Swaps	No	98	4.00	0.01	1 Apr 2012	No	
Gold																				
1x																				
ETFS Physical Gold	ETF Securities	PHAU LN	PHAU.L	JE00B1VS3770	Jersey	United Kingdom	USD	No	Physical allocated gold to LBMA specifications	Physical	ETC	Yes	Physical	No	39	7,467.23	22.04	24 Apr 2007	Yes	
ETFS Physical Gold	ETF Securities	VZLD GY	VZLD.DE	DE000A0N62G0	Jersey	Germany	EUR	No	Physical allocated gold to LBMA specifications	Physical	ETC	Yes	Physical	No	39	7,467.23	2.28	5 Aug 2007	No	
ETFS Physical Gold	ETF Securities	VZLD GS	VZLD.SG	DE000A0N62G0	Jersey	Germany	EUR	No	Physical allocated gold to LBMA specifications	Physical	ETC	Yes	Physical	No	39	7,467.23	0.12	5 Aug 2007	No	
ETFS Physical Gold	ETF Securities	PHAU IM	PHAU.MI	JE00B1VS3770	Jersey	Italy	EUR	No	Physical allocated gold to LBMA specifications	Physical	ETC	Yes	Physical	No	39	7,467.23	6.81	20 Jun 2007	No	
ETFS Physical Gold	ETF Securities	PHAU NA	PHAU.AS	JE00B1VS3770	Jersey	Netherlands	EUR	No	Physical allocated gold to LBMA specifications	Physical	ETC	Yes	Physical	No	39	7,467.23	0.55	5 Oct 2007	No	
ETFS Physical Gold	ETF Securities	PHGP EB	–	JE00B1VS3770	Jersey	United Kingdom	GBp	No	Physical allocated gold to LBMA specifications	Physical	ETC	Yes	Physical	No	39	7,467.23	0.14	10 Jun 2010	No	
ETFS Physical Gold	ETF Securities	PHGP IX	–	JE00B1VS3770	Jersey	United Kingdom	GBp	No	Physical allocated gold to LBMA specifications	Physical	ETC	Yes	Physical	No	39	7,467.23	0.00	10 Jun 2010	No	
ETFS Physical Gold	ETF Securities	PHAU IX	–	JE00B1VS3770	Jersey	United Kingdom	USD	No	Physical allocated gold to LBMA specifications	Physical	ETC	Yes	Physical	No	39	7,467.23	0.09	27 Sep 2010	No	
ETFS Physical Gold	ETF Securities	PHAU EB	–	JE00B1VS3770	Jersey	United Kingdom	USD	No	Physical allocated gold to LBMA specifications	Physical	ETC	Yes	Physical	No	39	7,467.23	1.67	10 Jun 2010	No	
ETFS Physical Gold	ETF Securities	PHAU TQ	–	JE00B1VS3770	Jersey	United Kingdom	USD	No	Physical allocated gold to LBMA specifications	Physical	ETC	Yes	Physical	No	39	7,467.23	0.00	31 May 2011	No	
ETFS Physical Gold	ETF Securities	PHGP LN	PHGPL	JE00B1VS3770	Jersey	United Kingdom	GBp	No	Physical allocated gold to LBMA specifications	Physical	ETC	Yes	Physical	No	39	7,467.23	5.54	29 Oct 2007	No	
Gold Bullion Securities	ETF Securities	GBS LN	GBSx.L	GB00B00FHZ82	Jersey	United Kingdom	USD	No	Physical allocated gold to LBMA specifications	Physical	ETC	Yes	Physical	No	40	6,226.32	20.02	31 Mar 2004	Yes	
Gold Bullion Securities	ETF Securities	GBS FP	GBS.PA	GB00B00FHZ82	Jersey	France	EUR	No	Physical allocated gold to LBMA specifications	Physical	ETC	Yes	Physical	No	40	6,226.32	3.39	11 Jul 2005	No	
Gold Bullion Securities	ETF Securities	GG9B GY	GG9B.DE	DE000A0LP781	Jersey	Germany	EUR	No	Physical allocated gold to LBMA specifications	Physical	ETC	Yes	Physical	No	40	6,226.32	1.39	15 Apr 2007	No	
Gold Bullion Securities	ETF Securities	GG9B GS	GG9B.SG	DE000A0LP781	Jersey	Germany	EUR	No	Physical allocated gold to LBMA specifications	Physical	ETC	Yes	Physical	No	40	6,226.32	0.09	15 Apr 2007	No	
Gold Bullion Securities	ETF Securities	GBS IM	GBS.MI	GB00B00FHZ82	Jersey	Italy	EUR	No	Physical allocated gold to LBMA specifications	Physical	ETC	Yes	Physical	No	40	6,226.32	3.57	20 Apr 2007	No	
Gold Bullion Securities	ETF Securities	GBSS LN	GBSS.L	GB00B00FHZ82	Jersey	United Kingdom	GBp	No	Physical allocated gold to LBMA specifications	Physical	ETC	Yes	Physical	No	40	6,226.32	1.51	11 Dec 2007	No	
ZKB Gold ETF (CHF)	ZKB	ZGLD SW	ZGLD.S	CH0139101593	Switzerland	Switzerland	CHF	No	LBMA Gold PM Fix	Physical	ETF	Yes	Physical	No	40	5,371.67	10.66	15 Mar 2006	Yes	
Xetra Gold	Deutsche Börse Commodities	4GLD	4GLD.DE	–	Germany	Germany	EUR	No	LBMA Gold PM Fix	Physical	ETC	Yes	Physical	No	36	2,701.06	–	14 Dec 2007	Yes	
ZKB Gold ETF (USD)	ZKB	ZGLDUS SW	ZGLDUS.S	CH0047533549	Switzerland	Switzerland	USD	No	LBMA Gold PM Fix	Physical	ETF	Yes	Physical	No	40	2,689.79	10.08	15 Jan 2009	Yes	
Source Physical Gold ETC (P-ETC)	Source	SGLD LN	SGLD.L	IE00B579F325	Ireland	United Kingdom	USD	No	LBMA Gold PM Fix	Physical	ETC	Yes	Physical	No	29	2,344.62	21.56	16 Jun 2009	Yes	
Source Physical Markets Gold P-ETC	Source	SGLD SW	SGLD.S	IE00B579F325	Ireland	United Kingdom	USD	No	LBMA Gold PM Fix	Physical	ETC	Yes	Physical	No	29	2,344.62	0.38	8 Nov 2010	No	
ETFS Physical Swiss Gold Shares	ETF Securities	EDSG GY	–	US26922Y1055	United States	Germany	EUR	No	Physical allocated gold to LBMA specifications	Physical	Trust	Yes	Physical	No	39	1,762.89	0.00	10 Jun 2010	No	
Julius Baer Physical Gold Fund (CHF) A	Julius Baer	JBGOC A SW	JBGOC A.S	CH0044781232	Switzerland	Switzerland	CHF	Yes	LBMA Gold PM Fix	Physical	ETF	Yes	Physical	No	40	1,670.23	6.71	24 Oct 2008	Yes	
Julius Baer Physical Gold Fund (USD) A	Julius Baer	JBGOU A SW	JBGOU A.S	CH0044781141	Switzerland	Switzerland	USD	No	LBMA Gold PM Fix	Physical	ETF	Yes	Physical	No	40	1,644.93	4.50	24 Oct 2008	Yes	
CS ETF II (CH) on Gold (USD) ETF	Credit Suisse	CSGOLD SW	CSGOLD.S	CH0104136236	Switzerland	Switzerland	USD	No	LBMA Gold PM Fix	Physical	ETF	Yes	Physical	No	33	1,519.95	3.89	6 Oct 2009	Yes	
CS ETF II (CH) on Gold (USD) ETF	Credit Suisse	CSGOLD EB	–	CH0104136236	Switzerland	Switzerland	USD	No	LBMA Gold PM Fix	Physical	ETF	Yes	Physical	No	33	1,519.95	0.00	21 Jul 2011	No	
ZKB Gold ETF (EUR)	ZKB	ZGLDEU SW	ZGLDEU.S	CH0047533523	Switzerland	Switzerland	EUR	No	LBMA Gold PM Fix	Physical	ETF	Yes	Physical	No	40	1,412.45	4.12	9 Dec 2008	Yes	
ZKB Gold ETF hedged (CHF)	ZKB	ZGLDHC SW	ZGLDHC.S	CH0139101601	Switzerland	Switzerland	CHF	Yes	LBMA Gold PM Fix	Physical	ETF	Yes	Physical	No	40	1,345.41	5.15	8 Jan 2010	Yes	
Julius Baer Physical Gold Fund (EUR) A	Julius Baer	JBGOE A SW	JBGOE A.S	CH0044781174	Switzerland	Switzerland	EUR	Yes	LBMA Gold PM Fix	Physical	ETF	Yes	Physical	No	40	1,344.58	3.69	24 Oct 2008	Yes	
db Physical Gold Euro Hedged ETC	db x-trackers	XAD1 GY	XAD1.DE	DE000A1EK0G3	Jersey	Germany	EUR	Yes	LBMA Gold PM Fix	Physical	ETC	Yes	Physical	No	59	998.29	9.61	15 Jun 2010	Yes	
db Physical Gold Euro Hedged ETC	db x-trackers	XAD1 GS	XAD1.SG	DE000A1EK0G3	Jersey	Germany	EUR	Yes	LBMA Gold PM Fix	Physical	ETC	Yes	Physical	No	59	998.29	0.58	15 Jun 2010	No	
db Physical Gold Euro Hedged ETC	db x-trackers	XAD1 IM	XAD1.MI	DE000A1EK0G3	Jersey	Italy	EUR	Yes	LBMA Gold PM Fix	Physical	ETC	Yes	Physical	No	59	998.29	1.85	14 Oct 2010	No	
UBS Index Solutions – Gold ETF (CHF hedged) – A	UBS	AUCHAH SW	AUCHAH.S	CH0106027128	Switzerland	Switzerland	CHF	Yes	LBMA Gold PM Fix	Physical	ETF	Yes	Physical	No	28	741.68	2.96	17 Dec 2009	Yes	
CS ETF II (CH) on Gold – hedged (CHF) ETF	Credit Suisse	CSGLDC SW	CSGLDC.S	CH0104136285	Switzerland	Switzerland	CHF	Yes	LBMA Gold PM Fix	Physical	ETF	Yes	Physical	No	39	672.65	2.55	6 Oct 2009	Yes	
UBS Index Solutions – Gold ETF (USD) – A	UBS	AUUSA SW	AUUSA.S	CH0106027185	Switzerland	Switzerland	USD	No	LBMA Gold PM Fix	Physical	ETF	Yes	Physical	No	28	559.46	1.99	6 Jan 2010	Yes	
UBS Index Solutions – Gold ETF (CHF) – A	UBS	AUUSAC SW	AUUSAC.S	CH0106027185	Switzerland	Switzerland	CHF	No	LBMA Gold PM Fix	Physical	ETF	Yes	Physical	No	28	559.46	0.10	11 Jun 2010	No	
UBS Index Solutions – Gold ETF (EUR) – A	UBS	AUUSAE SW	AUUSAE.S	CH0106027185	Switzerland	Switzerland	EUR	No	LBMA Gold PM Fix	Physical	ETF	Yes	Physical	No	28	559.46	0.16	11 Jun 2010	No	

Europe (continued)

Product name ¹	Issuer	Bloomberg	Reuters	ISIN/WPK/ Valoren ²	Domicile	Listed country	Trading currency	Currency hedged	Benchmark	Index replication method ³	Legal structure	Collater- alised	Underlying exposure	UCITS fund	Expense ratio ⁴	AUM \$m ⁵	ADV \$m ⁶	Listing date	Primary listing	Note
db Physical Gold ETC (EUR) ETC	db x-trackers	XAD5 GY	XAD5.DE	DE000A1E0HR8	Jersey	Germany	EUR	No	LBMA Gold PM Fix	Physical	ETC	Yes	Physical	No	29	549.51	3.35	31 Aug 2010	Yes	
db Physical Gold ETC (EUR) ETC	db x-trackers	XAD5 IM	XAD5.MI	DE000A1E0HR8	Jersey	Italy	EUR	No	LBMA Gold PM Fix	Physical	ETC	Yes	Physical	No	29	549.51	0.93	13 Oct 2010	No	
ZKB Gold ETF hedged (EUR)	ZKB	ZGLDHE SW	ZGLDHE.S	CH0103326762	Switzerland	Switzerland	EUR	Yes	LBMA Gold PM Fix	Physical	ETF	Yes	Physical	No	40	525.42	2.84	8 Jan 2010	Yes	
ETFS Physical Swiss Gold	ETF Securities	SGBS LN	SGBS.L	JE00B588CD74	Jersey	United Kingdom	USD	No	Physical allocated gold to LBMA specifications	Physical	ETC	Yes	Physical	No	39	386.04	0.80	16 Dec 2009	Yes	
ETFS Physical Swiss Gold	ETF Securities	GZUR GY	GZUR.DE	DE000A1DCTL3	Jersey	Germany	EUR	No	Physical allocated gold to LBMA specifications	Physical	ETC	Yes	Physical	No	39	386.04	0.57	20 Jan 2010	No	
ETFS Physical Swiss Gold	ETF Securities	GZUR GS	GZUR.SG	DE000A1DCTL3	Jersey	Germany	EUR	No	Physical allocated gold to LBMA specifications	Physical	ETC	Yes	Physical	No	39	386.04	0.02	20 Jan 2010	No	
NEW ETFS Physical Swiss Gold	ETF Securities	SGBS IM	SGBS.MI	JE00B588CD74	Jersey	Italy	USD	No	LBMA Gold PM Fix	Physical	ETC	Yes	Physical	No	39	386.04	0.06	14 May 2012	No	
Julius Baer Physical Gold Fund (USD) AX	Julius Baer	JBGOX SW	JBGOX.S	CH0044781257	Switzerland	Switzerland	USD	No	LBMA Gold PM Fix	Physical	ETF	Yes	Physical	No	40	374.85	2.52	24 Oct 2008	Yes	
UBS Index Solutions – Gold ETF (EUR hedged) – A	UBS	AUEUAH SW	AUEUAH.S	CH0106027144	Switzerland	Switzerland	EUR	Yes	LBMA Gold PM Fix	Physical	ETF	Yes	Physical	No	28	338.85	1.26	25 Jan 2010	Yes	
CS ETF II (CHF) on Gold – hedged (EUR) ETF	Credit Suisse	CSGLDE SW	CSGLDE.S	CH0104136319	Switzerland	Switzerland	EUR	Yes	LBMA Gold PM Fix	Physical	ETF	Yes	Physical	No	40	280.69	1.02	6 Oct 2009	Yes	
iShares Physical Gold ETC (GBP)	iShares	SGLN LN	SGLN.L	IE00B4ND3602	Ireland	United Kingdom	GBP	No	LBMA Gold PM Fix	Physical	ETC	Yes	Physical	No	25	220.97	0.56	11 Apr 2011	Yes	
iShares Physical Gold ETC (USD)	iShares	IGLN LN	IGLN.L	IE00B4ND3602	Ireland	United Kingdom	USD	No	LBMA Gold PM Fix	Physical	ETC	Yes	Physical	No	25	220.97	3.38	11 Apr 2011	No	
UBS Index Solutions – Gold ETF (USD) – I	UBS	AUUSI SW	AUUSI.S	CH0106027193	Switzerland	Switzerland	USD	No	LBMA Gold PM Fix	Physical	ETF	Yes	Physical	No	24	202.78	0.31	6 Jan 2010	Yes	
Raiffeisen ETF – Solid Gold A-Klasse USD	Vontobel	RGLDS SW	RGLDS.S	CH0134034930	Switzerland	Switzerland	USD	No	LBMA Gold PM Fix	Classic	ETF	Yes	Physical	No	40	199.27	0.39	15 Dec 2011	Yes	7
Raiffeisen ETF – Solid Gold H-Klasse CHF (hedged)	Vontobel	RGLDSH SW	–	CH0134034906	Switzerland	Switzerland	CHF	Yes	LBMA Gold PM Fix	Classic	ETF	Yes	Physical	No	40	199.27	0.43	15 Dec 2011	Yes	7
ETFS Gold	ETF Securities	BULL LN	BULL.L	GB00B15KXX56	Jersey	United Kingdom	USD	No	Dow Jones-UBS Gold Subindex Total Return	Classic	ETC	Yes	Swaps	No	49	191.36	1.80	27 Sep 2006	Yes	
ETFS Gold	ETF Securities	BULLP FP	BULLP.PA	GB00B15KXX56	Jersey	France	EUR	No	Dow Jones-UBS Gold Subindex Total Return	Classic	ETC	Yes	Swaps	No	49	191.36	0.04	28 Feb 2007	No	
ETFS Gold	ETF Securities	OD7H GY	OD7H.DE	DE000A0KRJZ9	Jersey	Germany	EUR	No	Dow Jones-UBS Gold Subindex Total Return	Classic	ETC	Yes	Swaps	No	49	191.36	0.03	11 Mar 2006	No	
ETFS Gold	ETF Securities	OD7H GS	OD7H.SG	DE000A0KRJZ9	Jersey	Germany	EUR	No	Dow Jones-UBS Gold Subindex Total Return	Classic	ETC	Yes	Swaps	No	49	191.36	0.00	11 Mar 2006	No	
ETFS Gold	ETF Securities	BULL IM	BULL.MI	GB00B15KXX56	Jersey	Italy	EUR	No	Dow Jones-UBS Gold Subindex Total Return	Classic	ETC	Yes	Swaps	No	49	191.36	0.44	13 Apr 2007	No	
ETFS Gold	ETF Securities	BULP LN	BULP.L	GB00B15KXX56	Jersey	United Kingdom	GBP	No	Dow Jones-UBS Gold Subindex Total Return	Classic	ETC	Yes	Swaps	No	49	191.36	0.48	29 Oct 2007	No	
db Physical Gold ETC	db x-trackers	XGLD LN	XGLD.L	GB00B5840F36	Jersey	United Kingdom	USD	No	LBMA Gold PM Fix	Physical	ETC	Yes	Physical	No	29	189.78	1.09	15 Jun 2010	Yes	
db Physical Gold ETC	db x-trackers	XGLD SW	XGLD.S	GB00B5840F36	Jersey	Switzerland	USD	No	LBMA Gold PM Fix	Physical	ETC	Yes	Physical	No	29	189.78	0.33	9 Nov 2010	No	
Julius Baer Physical Gold Fund (EUR) AX	Julius Baer	JBGOEX SW	JBGOEX.S	CH0044821699	Switzerland	Switzerland	EUR	Yes	LBMA Gold PM Fix	Physical	ETF	Yes	Physical	No	40	108.72	0.83	24 Oct 2008	Yes	
Julius Baer Physical Gold Fund (GBP) A	Julius Baer	JBGOGA SW	JBGOGA.S	CH0103447766	Switzerland	Switzerland	GBP	Yes	LBMA Gold PM Fix	Physical	ETF	Yes	Physical	No	40	81.26	0.29	24 Jul 2009	Yes	
Raiffeisen ETF – Solid Gold Ounces A-Klasse CHF	Vontobel	RGLDO SW	RGLDO.S	CH0134034849	Switzerland	Switzerland	CHF	No	LBMA Gold PM Fix	Classic	ETF	Yes	Physical	No	40	62.83	0.24	15 Dec 2011	Yes	7
Raiffeisen ETF – Solid Gold Ounces H-Klasse CHF (hedged)	Vontobel	RGLDOH SW	–	CH0134034864	Switzerland	Switzerland	CHF	Yes	LBMA Gold PM Fix	Classic	ETF	Yes	Physical	No	40	62.83	0.50	15 Dec 2011	Yes	7
Julius Baer Physical Gold Fund (CHF) AX	Julius Baer	JBGOEX SW	JBGOEX.S	CH0044821731	Switzerland	Switzerland	CHF	Yes	LBMA Gold PM Fix	Physical	ETF	Yes	Physical	No	40	62.45	1.31	24 Oct 2008	Yes	
UBS Index Solutions – Gold ETF (CHF hedged) – I	UBS	AUCHIH SW	AUCHIH.S	CH0106027136	Switzerland	Switzerland	CHF	Yes	LBMA Gold PM Fix	Physical	ETF	Yes	Physical	No	24	53.69	0.09	19 Jan 2010	Yes	
RBS Physical Gold ETC	RBS	XOB1 GY	XOB1.DE	DE000A1EDJ96	Germany	Germany	EUR	No	LBMA Gold PM Fix	Physical	ETC	Yes	Physical	No	29	42.33	0.03	15 Apr 2010	Yes	
RBS Physical Gold ETC	RBS	XOB1 GS	XOB1.SG	DE000A1EDJ96	Germany	Germany	EUR	No	LBMA Gold PM Fix	Physical	ETC	Yes	Physical	No	29	42.33	0.01	15 Apr 2010	No	
RBS Physical Gold ETC	RBS	FYGLD NA	–	DE000A1EDJ96	Germany	Netherlands	EUR	No	LBMA Gold PM Fix	Physical	ETC	Yes	Physical	No	29	42.33	0.09	6 Mar 2010	No	
ETFS EUR Daily Hedged Gold	ETF Securities	00XN GY	00XN.DE	DE000A1NZLN6	Jersey	Germany	EUR	Yes	Dow Jones-UBS Gold Subindex Euro Hedged Daily Total Return	Classic	ETC	Yes	Swaps	No	53	41.10	0.01	15 Mar 2012	Yes	
NEW ETFS EUR Daily Hedged Gold	ETF Securities	EBUL IM	EBUL.MI	JE00B4RKQV36	Jersey	Italy	EUR	Yes	Dow Jones-UBS Gold Subindex Euro Hedged Daily	Classic	ETC	Yes	Swaps	No	49	41.10	0.00	6 Jul 2012	No	
Source S&P GSCI Gold Total Return Treasury Bill Secured ETC (T-ETC)	Source	SGOLD GY	SGOLD.DE	XS0417127916	Ireland	Germany	EUR	No	S&P GSCI Gold Total Return Index	Classic	ETC	Yes	Swaps	No	49	40.93	0.15	20 Apr 2009	Yes	
Source S&P GSCI Gold Total Return Treasury Bill Secured ETC (T-ETC)	Source	SGOLD GS	SGOLD.SG	XS0417127916	Ireland	Germany	EUR	No	S&P GSCI Gold Total Return Index	Classic	ETC	Yes	Swaps	No	49	40.93	0.00	20 Apr 2009	No	
ZKB Gold ETF (GBP)	ZKB	ZGLDGB SW	ZGLDGB.S	CH0104493298	Switzerland	Switzerland	GBP	No	LBMA Gold PM Fix	Physical	ETF	Yes	Physical	No	40	21.45	0.12	8 Jan 2010	Yes	
Julius Baer Physical Gold Fund (GBP) AX	Julius Baer	JBGOGX SW	JBGOGX.S	CH0103447790	Switzerland	Switzerland	GBP	Yes	LBMA Gold PM Fix	Physical	ETF	Yes	Physical	No	40	21.14	0.17	24 Jul 2009	Yes	
db Physical Gold GBP Hedged ETC	db x-trackers	XGLS LN	XGLS.L	GB00B68FL050	Jersey	United Kingdom	GBP	Yes	LBMA Gold PM Fix	Physical	ETC	Yes	Physical	No	69	19.42	0.14	14 Apr 2011	Yes	
ZKB Gold ETF hedged (GBP)	ZKB	ZGLDHG SW	ZGLDHG.S	CH0104493306	Switzerland	Switzerland	GBP	Yes	LBMA Gold PM Fix	Physical	ETF	Yes	Physical	No	40	19.40	0.16	8 Jan 2010	Yes	
RBS Physical Gold ETC	RBS	XOB2 GY	XOB2.DE	DE000A1ESY66	Jersey	Germany	EUR	No	LBMA Gold PM Fix	Physical	ETC	Yes	Physical	No	28	16.50	0.00	6 Jul 2010	Yes	
RBS Physical Gold ETC	RBS	XOB2 GS	XOB2.SG	DE000A1ESY66	Jersey	Germany	EUR	No	LBMA Gold PM Fix	Physical	ETC	Yes	Physical	No	28	16.50	0.00	9 Jul 2010	No	
RBS Physical Gold ETC – Series 2	RBS	GOLDET IM	GOLDET.MI	DE000A1ESY66	Jersey	Italy	EUR	No	LBMA Gold PM Fix	Physical	ETC	Yes	Physical	No	28	16.50	0.01	11 Aug 2011	No	
UBS Index Solutions – Gold ETF (EUR hedged) – I	UBS	AUEUIH SW	AUEUIH.S	CH0106027151	Switzerland	Switzerland	EUR	Yes	LBMA Gold PM Fix	Physical	ETF	Yes	Physical	No	24	12.59	0.06	25 Jan 2010	Yes	
db Physical Gold SGD Hedged ETC	db x-trackers	XGLI LN	XGLI.L	GB00B4XVS583	Jersey	United Kingdom	SGD	Yes	LBMA Gold PM Fix	Physical	ETC	Yes	Physical	No	69	2.94	0.02	1 Jun 2011	Yes	
ETFS GBP Daily Hedged Gold	ETF Securities	PBUL LN	PBUL.L	JE00B5BPVK59	Jersey	United Kingdom	GBP	Yes	Dow Jones-UBS Gold Subindex Pound Sterling Hedged Daily Total Return	Classic	ETC	Yes	Swaps	No	49	0.09	0.00	3 Feb 2012	Yes	
Lyxor ETN Gold	Lyxor	LTNG LN	LTNG.L	XS0416722857	France	United Kingdom	USD	No	Gold	Classic	ETN	Yes	Swaps	No	80	–	0.44	20 Mar 2009	Yes	
Lyxor ETN Gold	Lyxor	7000S FP	7000S.PA	XS0395400962	France	France	EUR	No	Physical Gold	Classic	ETN	No	Swaps	No	80	–	0.00	28 Nov 2008	Yes	
UBS ETC Gold – CHF	UBS	CGCCI SW	CGCCI.S	CH0036249057	Switzerland	Switzerland	CHF	Yes	UBS Bloomberg CMCI Hedged Gold CHF TR	Forward	ETN	No	Swaps	No	66	–	0.04	11 Dec 2007	Yes	
UBS ETC Gold – EUR	UBS	EGCCI SW	EGCCI.S	CH0036248992	Switzerland	Switzerland	EUR	Yes	UBS Bloomberg CMCI Hedged Gold EUR TR	Forward	ETN	No	Swaps	No	38	–	0.03	11 Dec 2007	Yes	
UBS ETC Gold – USD	UBS	TGCC SW	TGCC.S	CH0036991427	Switzerland	Switzerland	USD	No	UBS Bloomberg CMCI Gold USD TR	Forward	ETN	No	Swaps	No	26	–	0.05	18 Jan 2008	Yes	
UBS ETC on CMCI Gold USD	UBS	GLDD LN	GLDD.L	CH0106383778	Switzerland	United Kingdom	USD	No	UBS Bloomberg CMCI Gold USD TR	Forward	ETN	No	Swaps	No	26	–	0.00	9 Mar 2010	Yes	
UBS ETC on CMCI Gold Hedged EUR	UBS	GLDE LN	GLDE.L	CH0106346825	Switzerland	United Kingdom	EUR	Yes	UBS Bloomberg CMCI Gold USD TR	Forward	ETN	No	Swaps	No	38	–	0.00	9 Mar 2010	Yes	
UBS ETC on CMCI Gold Hedged GBP	UBS	GLDG LN	GLDG.L	CH0106346957	Switzerland	United Kingdom	GBP	Yes	UBS Bloomberg CMCI Gold USD TR	Forward	ETN	No	Swaps	No	76	–	0.00	9 Mar 2010	Yes	
SG ETN Gold GBP	Societe Generale	GOLG LN	GOLG.L	JE00B3PMLY21	France	United Kingdom	GBP	Yes	Gold	Classic	ETN	No	Swaps	No	40	–	0.12	27 Apr 2010	Yes	
SG ETN Gold EUR	Societe Generale	GOLE LN	GOLER.L	JE00B5PSMK77	France	United Kingdom	EUR	Yes	Gold	Classic	ETN	No	Swaps	No	40	–	0.07	27 Apr 2010	Yes	
Coba ETC 1x Gold Daily Long	Commerzbank	X001 GR	X001.DE	–	Germany	Germany	EUR	No	1x Gold Daily Long Index	Classic	ETC	Yes	Swaps	No	20	–	0.00	19 Sep 2011	Yes	
Lyxor ETN Gold	Lyxor	7005S FP	7005S.PA	XS0416722857	France	France	EUR	No	Gold	Classic	ETN	Yes	Swaps	No	80	–	0.00	16 Apr 2009	No	
Lyxor ETN Gold	Lyxor	GOLDL IM	GOLDL.MI	XS0416722857	France	Italy	EUR	No	Gold	Classic	ETN	Yes	Swaps	No	80	–	0.23	4 Oct 2010	No	
-1x																				
ETFS Short Gold	ETF Securities	SBUL LN	SBUL.L	JE00B24DKC09	Jersey	United Kingdom	USD	No	Dow Jones-UBS Gold Subindex Total Return	Classic	ETC	Yes	Swaps	No	98	40.06	0.38	22 Feb 2008	Yes	
ETFS Short Gold	ETF Securities	9GA9 GY	9GA9.DE	DE000A0V9X09	Jersey	Germany	EUR	No	Dow Jones-UBS Gold Subindex Total Return	Classic	ETC	Yes	Swaps	No	98	40.06	0.10	6 Apr 2008	No	
ETFS Short Gold	ETF Securities	9GA9 GS	9GA9.SG																	

Europe (continued)

Product name ¹	Issuer	Bloomberg	Reuters	ISIN/WPK/ Valoren ²	Domicile	Listed country	Trading currency	Currency hedged	Benchmark	Index replication method ³	Legal structure	Collater- alised	Underlying exposure	UCITS fund	Expense ratio ⁴	AUM \$m ⁵	ADV \$m ⁶	Listing date	Primary listing	Note
db Monthly Short Gold ETC (EUR)	db x-trackers	XETG GY	XETG.DE	DE000A1L9YW5	Jersey	Germany	EUR	No	db Monthly Short Gold Euro Unhedged Index	Classic	ETC	Yes	Swaps	No	45	2.93	0.04	7 Nov 2011	Yes	
db ETC Monthly Short Gold Euro Hedged ETC	db x-trackers	XETB GY	XETB.DE	DE000A1AQGZ6	Jersey	Germany	EUR	Yes	DBLCI Monthly Short Gold EUR Index	Classic	ETC	Yes	Swaps	No	45	2.84	0.03	9 Mar 2010	Yes	
db ETC Monthly Short Gold Euro Hedged ETC	db x-trackers	XETB GS	XETB.SG	DE000A1AQGZ6	Jersey	Germany	EUR	Yes	DBLCI Monthly Short Gold EUR Index	Classic	ETC	Yes	Swaps	No	45	2.84	0.00	5 Mar 2010	No	
db ETC Monthly Short Gold Euro Hedged ETC	db x-trackers	XETB IM	XETB.MI	DE000A1AQGZ6	Jersey	Italy	EUR	No	DBLCI Monthly Short Gold EUR Index	Enhanced	ETC	Yes	Swaps	No	45	2.84	0.04	25 Nov 2010	No	
Lyxor ETN Short Gold	Lyxor	7093S FP	-	XS0416711736	Luxembourg	France	EUR	No	Gold	Classic	ETN	No	Swaps	No	40	-	0.00	4 Feb 2009	Yes	
Coba ETC -1x Gold Daily Short	Commerzbank	X003 GR	X003.DE	-	Germany	Germany	EUR	No	-1x Gold Daily Short Index	Classic	ETC	Yes	Swaps	No	20	-	0.00	12 Oct 2011	Yes	
LYXOR ETN Short Gold	Lyxor	GOLDS IM	-	XS0416711736	Luxembourg	Italy	EUR	No	Gold	Classic	ETN	No	Swaps	No	40	-	0.07	10 Apr 2010	No	
2x																				
ETFS Leveraged Gold	ETF Securities	LBUL LN	LBUL.L	JE00B2NFTL95	Jersey	United Kingdom	USD	No	Dow Jones-UBS Gold Subindex Total Return	Classic	ETC	Yes	Swaps	No	98	123.01	1.23	3 Nov 2008	Yes	
ETFS Leveraged Gold	ETF Securities	4RT8 GY	4RT8.DE	DE000A0V9YZ7	Jersey	Germany	EUR	No	Dow Jones-UBS Gold Subindex Total Return	Classic	ETC	Yes	Swaps	No	98	123.01	0.22	6 Dec 2008	No	
ETFS Leveraged Gold	ETF Securities	4RT8 GS	4RT8.SG	DE000A0V9YZ7	Jersey	Germany	EUR	No	Dow Jones-UBS Gold Subindex Total Return	Classic	ETC	Yes	Swaps	No	98	123.01	0.02	6 Dec 2008	No	
ETFS Leveraged Gold	ETF Securities	LBUL IM	LBUL.MI	JE00B2NFTL95	Jersey	Italy	EUR	No	Dow Jones-UBS Gold Subindex Total Return	Classic	ETC	Yes	Swaps	No	98	123.01	0.60	26 May 2009	No	
db Monthly Leveraged Gold ETC (EUR)	db x-trackers	XCTR GY	XCTR.DE	DE000A1L9YR5	Jersey	Germany	EUR	No	db Monthly Leveraged Gold Euro Unhedged Index	Enhanced	ETC	Yes	Swaps	No	45	1.18	0.03	7 Nov 2011	Yes	
db Monthly Leveraged Gold ETC (EUR)	db x-trackers	XCTR IM	XCTR.MI	DE000A1L9YR5	Jersey	Italy	EUR	No	db Monthly Leveraged Gold Euro Unhedged Index	Enhanced	ETC	Yes	Swaps	No	45	1.18	0.05	16 Jan 2012	No	
UBS ETC 2X Long CMCi Gold	UBS	GLD2L SW	GLD2L.S	CH0102709042	Switzerland	Switzerland	USD	No	UBS Bloomberg CMCi Gold Total Return	Forward	ETN	No	Swaps	No	94	-	0.00	24 Nov 2009	Yes	
Coba ETC 2x Gold Daily Long	Commerzbank	X002 GR	X002.DE	-	Germany	Germany	EUR	No	2x Gold Daily Long Index	Classic	ETC	Yes	Swaps	No	50	-	0.00	12 Oct 2011	Yes	
-2x																				
UBS ETC 2X Short CMCi Gold	UBS	GLD2S SW	GLD2S.S	CH0102725956	Switzerland	Switzerland	USD	No	UBS Bloomberg CMCi Gold Total Return	Forward	ETN	No	Swaps	No	94	-	0.00	24 Nov 2009	Yes	
Coba ETC -2x Gold Daily Short	Commerzbank	X004 GR	X004.DE	-	Germany	Germany	EUR	No	-2x Gold Daily Short Index	Classic	ETC	Yes	Swaps	No	50	-	0.00	12 Oct 2011	Yes	
3x																				
Coba ETC 3x Gold Daily Long	Commerzbank	X0CI GY	X0CI GY	DE000ETC0134	Germany	Germany	EUR	No	3x Gold Daily Long Index	Classic	ETC	Yes	Swaps	No	75	-	0.00	12 Oct 2011	Yes	
-3x																				
Coba ETC -3x Gold Daily Short	Commerzbank	X0CK GY	X0CK GY	DE000ETC0175	Germany	Germany	EUR	No	-3x Gold Daily Short Index	Classic	ETC	Yes	Swaps	No	75	-	0.01	12 Oct 2011	Yes	
4x																				
Coba ETC 4x Gold Daily Long	Commerzbank	X0CJ GY	X0CJ GY	DE000ETC0142	Germany	Germany	EUR	No	4x Gold Daily Long Index	Classic	ETC	Yes	Swaps	No	75	-	0.01	12 Oct 2011	Yes	
-4x																				
Coba ETC -4x Gold Daily Short	Commerzbank	X0CL GY	X0CL GY	DE000ETC0183	Germany	Germany	EUR	No	-4x Gold Daily Short Index	Classic	ETC	Yes	Swaps	No	75	-	0.01	12 Oct 2011	Yes	
Palladium																				
1x																				
ETFS Physical Palladium	ETF Securities	PHPD LN	PHPD.L	-	Jersey	United Kingdom	USD	No	Physical allocated palladium to LPPM specifications	Physical	ETC	Yes	Physical	No	49	286.34	1.10	24 Apr 2007	Yes	
ETFS Physical Palladium	ETF Securities	VZLB GY	VZLB.DE	DE000A0N62E5	Jersey	Germany	EUR	No	Physical allocated palladium to LPPM specifications	Physical	ETC	Yes	Physical	No	49	286.34	0.08	5 Aug 2007	No	
ETFS Physical Palladium	ETF Securities	VZLB GS	VZLB.SG	DE000A0N62E5	Jersey	Germany	EUR	No	Physical allocated palladium to LPPM specifications	Physical	ETC	Yes	Physical	No	49	286.34	0.01	5 Aug 2007	No	
ETFS Physical Palladium	ETF Securities	PHPD IM	PHPD.MI	JE00B1VS3002	Jersey	Italy	EUR	No	Physical allocated palladium to LPPM specifications	Physical	ETC	Yes	Physical	No	49	286.34	0.22	20 Jun 2007	No	
ETFS Physical Palladium	ETF Securities	PHPD NA	PHPD.AS	JE00B1VS3002	Jersey	Netherlands	EUR	No	Physical allocated palladium to LPPM specifications	Physical	ETC	Yes	Physical	No	49	286.34	0.01	5 Oct 2007	No	
ZKB Palladium ETF	ZKB	ZPAL SW	ZPAL.S	CH0029792683	Switzerland	Switzerland	CHF	No	LPPM Palladium PM Fix	Physical	ETF	Yes	Physical	No	50	212.51	0.46	10 May 2007	Yes	
Physical Palladium Source P-ETC	Source	SPAL LN	SPAL.L	IE00B4LJS984	Ireland	United Kingdom	USD	No	LPPM Palladium PM Fix	Physical	ETC	Yes	Physical	No	39	56.19	0.11	14 Apr 2011	Yes	
Julius Baer Physical Palladium Fund (USD) A	Julius Baer	JBPAL SW	JBPAL.S	CH0106407205	Switzerland	Switzerland	USD	No	LPPM Palladium PM Fix	Physical	ETF	Yes	Physical	No	50	39.42	0.08	15 Jan 2010	Yes	
db x-tracker Physical Palladium ETC	db x-trackers	XPAL LN	XPAL.L	GB00B5VYVZ75	Jersey	United Kingdom	USD	No	Physical Palladium	Physical	ETC	Yes	Physical	No	45	24.83	0.02	21 Jul 2010	Yes	
db x-tracker Physical Palladium ETC	db x-trackers	XPAL SW	XPAL.S	GB00B5VYVZ75	Jersey	Switzerland	USD	No	Physical Palladium	Physical	ETC	Yes	Physical	No	45	24.83	0.00	9 Nov 2010	No	
Julius Baer Physical Palladium Fund (CHF) A	Julius Baer	JBPACA SW	JBPACA.S	CH0106407239	Switzerland	Switzerland	CHF	Yes	LPPM Palladium PM Fix	Physical	ETF	Yes	Physical	No	50	15.08	0.05	15 Jan 2010	Yes	
db Physical Palladium Euro Hedged ETC	db x-trackers	XAD4 GY	XAD4.DE	DE000A1EK3B8	Jersey	Germany	EUR	Yes	Physical Palladium	Physical	ETC	Yes	Physical	No	75	11.50	0.04	22 Jul 2010	Yes	
db Physical Palladium Euro Hedged ETC	db x-trackers	XAD4 IM	XAD4.MI	DE000A1EK3B8	Jersey	Italy	EUR	Yes	Physical Palladium	Physical	ETC	Yes	Physical	No	75	11.50	0.02	15 Oct 2010	No	
Julius Baer Physical Palladium Fund (EUR) A	Julius Baer	JBPAEA SW	JBPAEA.S	CH0106407213	Switzerland	Switzerland	EUR	Yes	LPPM Palladium PM Fix	Physical	ETF	Yes	Physical	No	50	9.04	0.08	15 Jan 2010	Yes	
UBS Index Solution – Palladium ETF I	UBS	PLCHI SW	PLCHI.S	CH0118929030	Switzerland	Switzerland	CHF	No	LPPM Palladium PM Fix	Physical	ETF	Yes	Physical	No	50	4.99	0.00	30 Nov 2010	Yes	
UBS Index Solution – Palladium ETF I (USD)	UBS	PLUSI SW	PLUSI.S	CH0118929030	Switzerland	Switzerland	USD	No	LPPM Palladium PM Fix	Physical	ETF	Yes	Physical	No	35	4.74	0.01	30 Nov 2010	Yes	
UBS Index Solution – Palladium ETF A	UBS	PLCHA SW	PLCHA.S	CH0118929022	Switzerland	Switzerland	CHF	No	LPPM Palladium PM Fix	Physical	ETF	Yes	Physical	No	50	4.47	0.02	30 Nov 2010	Yes	
UBS Index Solution – Palladium ETF A (USD)	UBS	PLUSA SW	PLUSA.S	CH0118929022	Switzerland	Switzerland	USD	No	LPPM Palladium PM Fix	Physical	ETF	Yes	Physical	No	50	4.25	0.04	30 Nov 2010	Yes	
Julius Baer Physical Palladium Fund (CHF) AX	Julius Baer	JBPACX SW	JBPACX.S	CH0106407320	Switzerland	Switzerland	CHF	Yes	LPPM Palladium PM Fix	Physical	ETF	Yes	Physical	No	50	3.69	0.01	2 Feb 2010	Yes	
iShares Physical Palladium ETC (GBP)	iShares	SPDM LN	SPDM.L	IE00B4556L06	Ireland	United Kingdom	GBP	No	LPPM Palladium PM Fix	Physical	ETC	Yes	Physical	No	40	3.67	0.02	11 Apr 2011	Yes	
iShares Physical Palladium ETC (USD)	iShares	IPDM LN	IPDM.L	IE00B4556L06	Ireland	United Kingdom	USD	No	LPPM Palladium PM Fix	Physical	ETC	Yes	Physical	No	40	3.67	0.01	11 Apr 2011	No	
Julius Baer Physical Palladium Fund (GBP) A	Julius Baer	JBPAGA SW	JBPAGA.S	CH0106407254	Switzerland	Switzerland	GBP	Yes	LPPM Palladium PM Fix	Physical	ETF	Yes	Physical	No	50	1.59	0.00	2 Feb 2010	Yes	
Julius Baer Physical Palladium Fund (USD) AX	Julius Baer	JBPALX SW	JBPALX.S	CH0106407262	Switzerland	Switzerland	USD	No	LPPM Palladium PM Fix	Physical	ETF	Yes	Physical	No	50	1.18	0.01	15 Jan 2010	Yes	
Julius Baer Physical Palladium Fund (EUR) AX	Julius Baer	JBPALX SW	JBPALX.S	CH0106407312	Switzerland	Switzerland	EUR	Yes	LPPM Palladium PM Fix	Physical	ETF	Yes	Physical	No	50	1.12	0.00	15 Jan 2010	Yes	
Julius Baer Physical Palladium Fund (GBP) AX	Julius Baer	JBPAGX SW	JBPAGX.S	CH0106407353	Switzerland	Switzerland	GBP	Yes	LPPM Palladium PM Fix	Physical	ETF	Yes	Physical	No	50	0.77	0.00	15 Jan 2010	Yes	
Coba ETC 1x Palladium Daily Long	Commerzbank	X0BQ GY	X0BQ.DE	DE000ETC0753	Germany	Germany	EUR	No	1x Palladium Daily Long Index	Classic	ETC	Yes	Swaps	No	40	-	-	28 Mar 2012	Yes	
-1x																				
Coba ETC -1x Palladium Daily Short	Commerzbank	X0BU GY	X0BU.DE	DE000ETC0795	Germany	Germany	EUR	No	-1x Palladium Daily Long Index	Classic	ETC	Yes	Swaps	No	60	-	-	28 Mar 2012	Yes	
2x																				
Coba ETC 2x Palladium Daily Long	Commerzbank	X0BR GY	X0BR.DE	DE000ETC0761	Germany	Germany	EUR	No	2x Palladium Daily Long Index	Classic	ETC	Yes	Swaps	No	60	-	-	28 Mar 2012	Yes	
-2x																				
Coba ETC -2x Palladium Daily Short	Commerzbank	X0BV GY	X0BV.DE	DE000ETC0803	Germany	Germany	EUR	No	-2x Palladium Daily Long Index	Classic	ETC	Yes	Swaps	No	60	-	-	28 Mar 2012	Yes	

Europe (continued)

Product name ¹	Issuer	Bloomberg	Reuters	ISIN/WPK/ Valoren ²	Domicile	Listed country	Trading currency	Currency hedged	Benchmark	Index replication method ³	Legal structure	Collater- alised	Underlying exposure	UCITS fund	Expense ratio ⁴	AUM \$m ⁵	ADV \$m ⁶	Listing date	Primary listing	Note
Platinum																				
1x																				
ETFS Physical Platinum	ETF Securities	PHPT LN	PHPT.L	JE00B1VS2W53	Jersey	United Kingdom	USD	No	Physical allocated platinum to LPPM specifications	Physical	ETC	Yes	Physical	No	49	514.87	3.00	24 Apr 2007	Yes	
ETFS Physical Platinum	ETF Securities	VZLA GY	VZLA.DE	DE000A0N62D7	Jersey	Germany	EUR	No	Physical allocated platinum to LPPM specifications	Physical	ETC	Yes	Physical	No	49	514.87	0.13	5 Aug 2007	No	
ETFS Physical Platinum	ETF Securities	VZLA GS	VZLA.SG	DE000A0N62D7	Jersey	Germany	EUR	No	Physical allocated platinum to LPPM specifications	Physical	ETC	Yes	Physical	No	49	514.87	0.04	5 Aug 2007	No	
ETFS Physical Platinum	ETF Securities	PHPT IM	PHPT.MI	JE00B1VS2W53	Jersey	Italy	EUR	No	Physical allocated platinum to LPPM specifications	Physical	ETC	Yes	Physical	No	49	514.87	0.43	20 Jun 2007	No	
ETFS Physical Platinum	ETF Securities	PHPT NA	PHPT.AS	JE00B1VS2W53	Jersey	Netherlands	EUR	No	Physical allocated platinum to LPPM specifications	Physical	ETC	Yes	Physical	No	49	514.87	0.04	5 Oct 2007	No	
ZKB Platinum ETF	ZKB	ZPLA SW	ZPLA.S	CH0029792709	Switzerland	Switzerland	CHF	No	LPPM Platinum PM Fix	Physical	ETF	Yes	Physical	No	50	499.04	0.76	10 May 2007	Yes	
UBS Platinum ETF A	UBS	PTCHA SW	PTCHA.S	CH0116014934	Switzerland	Switzerland	CHF	No	LPPM Platinum PM Fix	Physical	ETF	Yes	Physical	No	50	77.85	0.08	6 Sep 2010	Yes	
UBS Platinum ETF A	UBS	PTUSA SW	PTUSA.S	CH0116014934	Switzerland	Switzerland	USD	No	LPPM Platinum PM Fix	Physical	ETF	Yes	Physical	No	50	73.91	0.17	6 Sep 2010	Yes	
db x-tracker Physical Platinum ETC	db x-trackers	XPLA LN	XPLA.L	GB00B57GJC05	Jersey	United Kingdom	USD	No	Physical Platinum	Physical	ETC	Yes	Physical	No	45	67.39	0.08	22 Jul 2010	Yes	
db x-tracker Physical Platinum ETC	db x-trackers	XPLA SW	XPLA.S	GB00B57GJC05	Jersey	Switzerland	USD	No	Physical Platinum	Physical	ETC	Yes	Physical	No	45	67.39	0.08	9 Nov 2010	No	
Julius Baer Physical Platinum Fund (USD) A	Julius Baer	JBPLUA SW	JBPLUA.S	CH0106406215	Switzerland	Switzerland	USD	No	LPPM Platinum PM Fix	Physical	ETF	Yes	Physical	No	50	53.39	0.26	6 Jan 2010	Yes	
Julius Baer Physical Platinum Fund (CHF) A	Julius Baer	JBPLCA SW	JBPLCA.S	CH0106406215	Switzerland	Switzerland	CHF	Yes	LPPM Platinum PM Fix	Physical	ETF	Yes	Physical	No	50	42.94	0.12	6 Jan 2010	Yes	
db Physical Platinum Euro Hedged ETC	db x-trackers	XAD3 GY	XAD3.DE	DE000A1EK0H1	Jersey	Germany	EUR	Yes	Physical Platinum	Physical	ETC	Yes	Physical	No	75	35.24	0.12	22 Jul 2010	Yes	
db Physical Platinum Euro Hedged ETC	db x-trackers	XAD3 IM	XAD3.MI	DE000A1EK0H1	Jersey	Italy	EUR	Yes	Physical Platinum	Physical	ETC	Yes	Physical	No	75	35.24	0.01	15 Oct 2010	No	
Julius Baer Physical Platinum Fund (EUR) A	Julius Baer	JBPLEA SW	JBPLEA.S	CH0106407029	Switzerland	Switzerland	EUR	Yes	LPPM Platinum PM Fix	Physical	ETF	Yes	Physical	No	50	27.77	0.07	6 Jan 2010	Yes	
Physical Platinum Source P-ETC	Source	SPPT LN	SPPT.L	IE00B40QP990	Ireland	United Kingdom	USD	No	LPPM Platinum PM Fix	Physical	ETC	Yes	Physical	No	39	20.86	0.04	14 Apr 2011	Yes	
UBS Platinum ETF I	UBS	PTCHI SW	PTCHI.S	CH0116015055	Switzerland	Switzerland	CHF	No	LPPM Platinum PM Fix	Physical	ETF	Yes	Physical	No	50	11.43	0.01	6 Sep 2010	Yes	
UBS Platinum ETF A	UBS	PTUSI SW	PTUSI.S	CH0116015055	Switzerland	Switzerland	USD	No	LPPM Platinum PM Fix	Physical	ETF	Yes	Physical	No	50	10.85	0.01	6 Sep 2010	Yes	
Julius Baer Physical Platinum Fund (USD) AX	Julius Baer	JBPLUX SW	JBPLUX.S	CH0106407098	Switzerland	Switzerland	USD	No	LPPM Platinum PM Fix	Physical	ETF	Yes	Physical	No	50	6.74	0.16	6 Jan 2010	Yes	
iShares Physical Platinum ETC (GBP)	iShares	SPLT LN	SPLT.L	IE00B4LHWP62	Ireland	United Kingdom	GBp	No	LPPM Platinum PM Fix	Physical	ETC	Yes	Physical	No	40	4.69	0.01	11 Apr 2011	Yes	
iShares Physical Platinum ETC (USD)	iShares	IPLT LN	IPLT.L	IE00B4LHWP62	Ireland	United Kingdom	USD	No	LPPM Platinum PM Fix	Physical	ETC	Yes	Physical	No	40	4.69	0.01	11 Apr 2011	No	
Julius Baer Physical Platinum Fund (CHF) AX	Julius Baer	JBPLCX SW	JBPLCX.S	CH0106407171	Switzerland	Switzerland	CHF	Yes	LPPM Platinum PM Fix	Physical	ETF	Yes	Physical	No	50	4.30	0.02	6 Jan 2010	Yes	
Julius Baer Physical Platinum Fund (EUR) AX	Julius Baer	JBPLEX SW	JBPLEX.S	CH0106407155	Switzerland	Switzerland	EUR	Yes	LPPM Platinum PM Fix	Physical	ETF	Yes	Physical	No	50	4.22	0.01	6 Jan 2010	Yes	
Julius Baer Physical Platinum Fund (GBP) A	Julius Baer	JBPLGA SW	JBPLGA.S	CH0106407049	Switzerland	Switzerland	GBP	Yes	LPPM Platinum PM Fix	Physical	ETF	Yes	Physical	No	50	2.52	0.00	6 Jan 2010	Yes	
ETFS Platinum	ETF Securities	PLTT LN	PLTT.L	JE00B2QY0F45	Jersey	United Kingdom	USD	No	Dow Jones-UBS Platinum Subindex Total Return	Classic	ETC	Yes	Swaps	No	49	1.91	0.02	11 Dec 2009	Yes	
NEW ETFS Platinum	ETF Securities	PLTT IM	PLTT.MI	JE00B2QY0F45	Jersey	Italy	EUR	No	Dow Jones-UBS Platinum Subindex Total Return	Classic	ETC	Yes	Swaps	No	49	1.91	0.01	1 Apr 2012	No	
Julius Baer Physical Platinum Fund (GBP) AX	Julius Baer	JBPLGX SW	JBPLGX.S	CH0106407197	Switzerland	Switzerland	GBP	Yes	LPPM Platinum PM Fix	Physical	ETF	Yes	Physical	No	50	1.46	0.00	6 Jan 2010	Yes	
UBS ETC Platinum – CHF	UBS	CPLCI SW	CPLCI.S	CH0039205601	Switzerland	Switzerland	CHF	Yes	UBS Bloomberg CMCI Hedged Copper CHF TR	Forward	ETN	No	Swaps	No	92	–	0.06	31 Mar 2008	Yes	
UBS ETC Platinum – EUR	UBS	EPLCI SW	EPLCI.S	CH0039205627	Switzerland	Switzerland	EUR	Yes	UBS Bloomberg CMCI Platinum Hedged EUR TR	Forward	ETN	No	Swaps	No	61	–	0.04	31 Mar 2008	Yes	
UBS ETC Platinum – USD	UBS	TPLCI SW	TPLCI.S	CH0039194219	Switzerland	Switzerland	USD	No	UBS Bloomberg CMCI Precious Metals USD TR	Forward	ETN	No	Swaps	No	49	–	0.06	31 Mar 2008	Yes	
UBS ETC on CMCI Platinum Hedged EUR	UBS	PLTE LN	PLTE.L	CH0110798631	Switzerland	United Kingdom	EUR	Yes	UBS Bloomberg CMCI Platinum Total Return Index	Forward	ETN	No	Swaps	No	61	–	0.02	9 Mar 2010	Yes	
UBS ETC on CMCI Platinum USD	UBS	PLTI LN	PLTI.L	CH0110814214	Switzerland	United Kingdom	USD	No	UBS Bloomberg CMCI Platinum Total Return Index	Forward	ETN	No	Swaps	No	49	–	0.02	9 Mar 2010	Yes	
UBS ETC on CMCI Platinum Hedged GBP	UBS	PLTG LN	PLTG.L	CH0110814404	Switzerland	United Kingdom	GBP	Yes	UBS Bloomberg CMCI Platinum Total Return Index	Forward	ETN	No	Swaps	No	99	–	0.02	9 Mar 2010	Yes	
SG ETN Platinum USD	Societe Generale	PLAU LN	PLAU.L	JE00B3P0ZJ90	Jersey	United Kingdom	USD	No	Platinum Spot	Classic	ETN	No	Swaps	No	50	–	0.00	27 Apr 2010	Yes	
SG ETN Platinum EUR	Societe Generale	PLAE LN	PLAE.L	JE00B3PDX385	Jersey	United Kingdom	EUR	Yes	Platinum Spot	Classic	ETN	No	Swaps	No	50	–	0.00	27 Apr 2010	Yes	
SG ETN Platinum GBP	Societe Generale	PLAG LN	PLAG.L	JE00B5KSSL59	Jersey	United Kingdom	GBP	Yes	Platinum Spot	Classic	ETN	No	Swaps	No	50	–	0.00	27 Apr 2010	Yes	
Coba ETC 1x Platinum Daily Long	Commerzbank	X0BH GY	X0BH.DE	DE000ETC0670	Germany	Germany	EUR	No	1x Platinum Daily Long Index	Classic	ETC	Yes	Swaps	No	40	–	–	28 Mar 2012	Yes	
-1x																				
ETFS Short Platinum	ETF Securities	SPLA LN	SPLA.L	JE00B2NFT195	Jersey	United Kingdom	USD	No	Dow Jones-UBS Platinum Subindex Total Return	Classic	ETC	Yes	Swaps	No	98	1.53	0.01	3 Nov 2008	Yes	
ETFS Short Platinum	ETF Securities	4RTN GY	4RTN.DE	DE000A0V9YD4	Jersey	Germany	EUR	No	Dow Jones-UBS Platinum Subindex Total Return	Classic	ETC	Yes	Swaps	No	98	1.53	0.00	6 Apr 2008	No	
ETFS Short Platinum	ETF Securities	4RTN GS	4RTN.SG	DE000A0V9YD4	Jersey	Germany	EUR	No	Dow Jones-UBS Platinum Subindex Total Return	Classic	ETC	Yes	Swaps	No	98	1.53	0.00	6 Apr 2008	No	
ETFS Short Platinum	ETF Securities	SPLA IM	SPLA.MI	JE00B2NFT195	Jersey	Italy	EUR	No	Dow Jones-UBS Platinum Subindex Total Return	Classic	ETC	Yes	Swaps	No	98	1.53	0.00	26 May 2009	No	
Coba ETC -1x Platinum Daily Short	Commerzbank	X0BL GY	X0BL.DE	DE000ETC0712	Germany	Germany	EUR	No	-1x Platinum Daily Long Index	Classic	ETC	Yes	Swaps	No	60	–	–	28 Mar 2012	Yes	
2x																				
ETFS Leveraged Platinum	ETF Securities	LPLA LN	LPLA.L	JE00B2NFV134	Jersey	United Kingdom	USD	No	Dow Jones-UBS Platinum Subindex Total Return	Classic	ETC	Yes	Swaps	No	98	6.20	0.04	3 Nov 2008	Yes	
ETFS Leveraged Platinum	ETF Securities	4RUM GY	4RUM.DE	DE000A0V9ZC3	Jersey	Germany	EUR	No	Dow Jones-UBS Platinum Subindex Total Return	Classic	ETC	Yes	Swaps	No	98	6.20	0.04	6 Dec 2008	No	
ETFS Leveraged Platinum	ETF Securities	4RUM GS	4RUM.SG	DE000A0V9ZC3	Jersey	Germany	EUR	No	Dow Jones-UBS Platinum Subindex Total Return	Classic	ETC	Yes	Swaps	No	98	6.20	0.00	6 Dec 2008	No	
ETFS Leveraged Platinum	ETF Securities	LPLA IM	LPLA.MI	JE00B2NFV134	Jersey	Italy	EUR	No	Dow Jones-UBS Platinum Subindex Total Return	Classic	ETC	Yes	Swaps	No	98	6.20	0.05	26 May 2009	No	
Coba ETC 2x Platinum Daily Long	Commerzbank	X0BI GY	X0BI.DE	DE000ETC0688	Germany	Germany	EUR	No	2x Platinum Daily Long Index	Classic	ETC	Yes	Swaps	No	60	–	–	28 Mar 2012	Yes	
-2x																				
Coba ETC -2x Platinum Daily Short	Commerzbank	X0BM GY	X0BM.DE	DE000ETC0720	Germany	Germany	EUR	No	-2x Platinum Daily Long Index	Classic	ETC	Yes	Swaps	No	60	–	–	28 Mar 2012	Yes	
Rhodium																				
1x																				
db Physical Rhodium ETC	db X-trackers	XRH0 LN	XRH0.L	GB00B684MW17	Jersey	United Kingdom	USD	No	Physical Rhodium	Physical	ETC	Yes	Physical	No	95	29.08	0.01	19 May 2011	Yes	
db Physical Rhodium ETC (EUR)	db X-trackers	XFRD GY	XFRD.DE	DE000A1KJHG8	Jersey	Germany	EUR	No	Physical Rhodium	Physical	ETC	Yes	Physical	No	95	16.10	0.01	19 May 2011	Yes	
db Physical Rhodium ETC (EUR)	db X-trackers	XFRD IM	XFRD.MI	DE000A1KJHG8	Jersey	Italy	EUR	No	Physical Rhodium	Physical	ETC	Yes	Physical	No	95	16.10	–	19 May 2011	No	
Silver																				
1x																				
ZKB Silver ETF (CHF)	ZKB	ZSIL SW	ZSIL.S	CH0029792717	Switzerland	Switzerland	CHF	No	LBMA Silver PM Fix	Physical	ETF	Yes	Physical	No	60	1,388.94	4.23	10 May 2007	Yes	
ETFS Physical Silver	ETF Securities	PHAG LN	PHAG.L	JE00B1VS3333	Jersey	United Kingdom	USD	No	Physical allocated silver to LBMA specifications	Physical	ETC	Yes	Physical	No	49	684.79	1.95	24 Apr 2007	Yes	

Europe (continued)

Product name ¹	Issuer	Bloomberg	Reuters	ISIN/WPK/ Valoren ²	Domicile	Listed country	Trading currency	Currency hedged	Benchmark	Index replication method ³	Legal structure	Collater- alised	Underlying exposure	UCITS fund	Expense ratio ⁴	AUM \$m ⁵	ADV \$m ⁶	Listing date	Primary listing	Note
ETFS Physical Silver	ETF Securities	VZLC GY	VZLC.DE	DE000A0N62F2	Jersey	Germany	EUR	No	Physical allocated silver to LBMA specifications	Physical	ETC	Yes	Physical	No	49	684.79	1.44	5 Aug 2007	No	
ETFS Physical Silver	ETF Securities	VZLC GS	VZLC.SG	DE000A0N62F2	Jersey	Germany	EUR	No	Physical allocated silver to LBMA specifications	Physical	ETC	Yes	Physical	No	49	684.79	0.17	5 Aug 2007	No	
ETFS Physical Silver	ETF Securities	PHAG IM	PHAG.MI	JE00B1VS3333	Jersey	Italy	EUR	No	Physical allocated silver to LBMA specifications	Physical	ETC	Yes	Physical	No	49	684.79	0.74	20 Jun 2007	No	
ETFS Physical Silver	ETF Securities	PHAG NA	PHAG.AS	JE00B1VS3333	Jersey	Netherlands	EUR	No	Physical allocated silver to LBMA specifications	Physical	ETC	Yes	Physical	No	49	684.79	0.05	18 May 2007	No	
ETFS Physical Silver	ETF Securities	PHSP IX	-	JE00B1VS3333	Jersey	United Kingdom	GBP	No	Physical allocated silver to LBMA specifications	Physical	ETC	Yes	Physical	No	49	684.79	0.00	10 Aug 2010	No	
ETFS Physical Silver	ETF Securities	PHSP EB	-	JE00B1VS3333	Jersey	United Kingdom	GBP	No	Physical allocated silver to LBMA specifications	Physical	ETC	Yes	Physical	No	49	684.79	0.00	10 Jun 2010	No	
ETFS Physical Silver	ETF Securities	PHSP TQ	-	JE00B1VS3333	Jersey	United Kingdom	GBP	No	Physical allocated silver to LBMA specifications	Physical	ETC	Yes	Physical	No	49	684.79	0.00	5 Apr 2011	No	
ETFS Physical Silver	ETF Securities	PHAG EB	-	JE00B1VS3333	Jersey	United Kingdom	USD	No	Physical allocated silver to LBMA specifications	Physical	ETC	Yes	Physical	No	49	684.79	0.13	10 Jun 2010	No	
ETFS Physical Silver	ETF Securities	PHAG IX	-	JE00B1VS3333	Jersey	United Kingdom	USD	No	Physical allocated silver to LBMA specifications	Physical	ETC	Yes	Physical	No	49	684.79	0.00	10 Nov 2010	No	
ETFS Physical Silver	ETF Securities	PHSP LN	PHSP.L	JE00B1VS3333	Jersey	United Kingdom	GBP	No	Physical allocated silver to LBMA specifications	Physical	ETC	Yes	Physical	No	49	684.79	0.75	29 Oct 2007	No	
ZKB Silver ETF (USD)	ZKB	ZSILUS SW	ZSILUS.S	CH0047533572	Switzerland	Switzerland	USD	No	LBMA Silver PM Fix	Physical	ETF	Yes	Physical	No	60	460.18	1.41	9 Dec 2008	Yes	
ZKB Silver ETF (EUR)	ZKB	ZSILEU SW	ZSILEU.S	CH0047533556	Switzerland	Switzerland	EUR	No	LBMA Silver PM Fix	Physical	ETF	Yes	Physical	No	60	364.42	0.99	9 Dec 2008	Yes	
Julius Baer Physical Silver Fund (CHF) A	Julius Baer	JBSICA SW	JBSICA.S	CH0106405894	Switzerland	Switzerland	CHF	Yes	LBMA Silver PM Fix	Physical	ETF	Yes	Physical	No	60	172.24	0.72	8 Jan 2010	Yes	
Julius Baer Physical Silver Fund (USD) A	Julius Baer	JBSIUA SW	JBSIUA.S	CH0106405845	Switzerland	Switzerland	USD	No	LBMA Silver PM Fix	Physical	ETF	Yes	Physical	No	60	138.91	0.32	8 Jan 2010	Yes	
db Physical Silver ETC	db x-trackers	XSIL LN	XSIL.L	GB00B57Y9462	Jersey	United Kingdom	USD	No	Physical Silver	Physical	ETC	Yes	Physical	No	45	111.56	0.46	15 Jun 2010	Yes	
db Physical Silver ETC	db x-trackers	XSIL SW	XSIL.S	GB00B57Y9462	Jersey	Switzerland	USD	No	Physical Silver	Physical	ETC	Yes	Physical	No	45	111.56	0.00	9 Nov 2010	No	
db Physical Silver Euro Hedged ETC	db x-trackers	XAD2 GY	XAD2.DE	DE000A1EK0J7	Jersey	Germany	EUR	Yes	Physical Silver	Physical	ETC	Yes	Physical	No	75	109.12	0.53	15 Jun 2010	Yes	
db Physical Silver Euro Hedged ETC	db x-trackers	XAD2 GS	XAD2.SG	DE000A1EK0J7	Jersey	Germany	EUR	Yes	Physical Silver	Physical	ETC	Yes	Physical	No	75	109.12	0.10	15 Jun 2010	No	
db Physical Silver Euro Hedged ETC	db x-trackers	XAD2 IM	XAD2.MI	DE000A1EK0J7	Jersey	Italy	EUR	Yes	Physical Silver	Physical	ETC	Yes	Physical	No	75	109.12	0.08	13 Oct 2010	No	
db Physical Silver ETC (EUR) ETC	db x-trackers	XAD6 GY	XAD6.DE	DE000A1E0HS6	Jersey	Germany	EUR	No	Physical Silver	Physical	ETC	Yes	Physical	No	45	71.78	0.57	31 Aug 2010	Yes	
db Physical Silver ETC (EUR) ETC	db x-trackers	XAD6 IM	XAD6.MI	DE000A1E0HS6	Jersey	Italy	EUR	No	Physical Silver	Physical	ETC	Yes	Physical	No	45	71.78	0.08	13 Oct 2010	No	
Julius Baer Physical Silver Fund (EUR) A	Julius Baer	JBSIEA SW	JBSIEA.S	CH0106405860	Switzerland	Switzerland	EUR	Yes	LBMA Silver PM Fix	Physical	ETF	Yes	Physical	No	60	71.35	0.34	8 Jan 2010	Yes	
ETFS Silver	ETF Securities	SLVR LN	SLVR.L	GB00B15KY328	Jersey	United Kingdom	USD	No	Dow Jones-UBS Silver Subindex Total Return	Classic	ETC	Yes	Swaps	No	49	64.84	0.52	27 Sep 2006	Yes	
ETFS Silver	ETF Securities	SLVR FP	SLVR.PA	GB00B15KY328	Jersey	France	EUR	No	Dow Jones-UBS Silver Subindex Total Return	Classic	ETC	Yes	Swaps	No	49	64.84	0.02	28 Feb 2007	No	
ETFS Silver	ETF Securities	OD7N GY	OD7N.DE	DE000A0KRJ51	Jersey	Germany	EUR	No	Dow Jones-UBS Silver Subindex Total Return	Classic	ETC	Yes	Swaps	No	49	64.84	0.12	11 Mar 2006	No	
ETFS Silver	ETF Securities	OD7N GS	OD7N.SG	DE000A0KRJ51	Jersey	Germany	EUR	No	Dow Jones-UBS Silver Subindex Total Return	Classic	ETC	Yes	Swaps	No	49	64.84	0.02	11 Mar 2006	No	
ETFS Silver	ETF Securities	SLVR IM	SLVR.MI	GB00B15KY328	Jersey	Italy	EUR	No	Dow Jones-UBS Silver Subindex Total Return	Classic	ETC	Yes	Swaps	No	49	64.84	0.05	13 Apr 2007	No	
ZKB Silver ETF (CHF Hedged)	ZKB	ZSILHC SW	ZSILHC.S	CH0137596679	Switzerland	Switzerland	CHF	Yes	LBMA Silver PM Fix	Physical	ETF	Yes	Physical	No	60	39.30	0.44	10 Nov 2011	Yes	
Julius Baer Physical Silver Fund (USD) AX	Julius Baer	JBSIUX SW	JBSIUX.S	CH0106405951	Switzerland	Switzerland	USD	No	LBMA Silver PM Fix	Physical	ETF	Yes	Physical	No	60	15.70	0.25	8 Jan 2010	Yes	
Julius Baer Physical Silver Fund (GBP) A	Julius Baer	JBSIGA SW	JBSIGA.S	CH0106405928	Switzerland	Switzerland	GBP	Yes	LBMA Silver PM Fix	Physical	ETF	Yes	Physical	No	60	13.78	0.02	8 Jan 2010	Yes	
iShares Physical Silver ETC (GBP)	iShares	SSLN LN	SSLN.L	IE00B4NCWG09	Ireland	United Kingdom	GBP	No	LBMA Silver PM Fix	Physical	ETC	Yes	Physical	No	40	13.23	0.06	11 Apr 2011	Yes	
iShares Physical Silver ETC (USD)	iShares	ISLN LN	ISLN.L	IE00B4NCWG09	Ireland	United Kingdom	USD	No	LBMA Silver PM Fix	Physical	ETC	Yes	Physical	No	40	13.23	0.03	11 Apr 2011	No	
Julius Baer Physical Silver Fund (CHF) AX	Julius Baer	JBSICX SW	JBSICX.S	CH0106406199	Switzerland	Switzerland	CHF	Yes	LBMA Silver PM Fix	Physical	ETF	Yes	Physical	No	60	12.77	0.11	8 Jan 2010	Yes	
UBS Index Solutions – Silver ETF A	UBS	SVUSA SW	SVUSA.S	CH0118929048	Switzerland	Switzerland	USD	No	LBMA Silver PM Fix	Physical	ETF	Yes	Physical	No	60	12.67	0.14	30 Nov 2010	Yes	
UBS Index Solution – Silver ETF A	UBS	SVCHA SW	SVCHA.S	CH0118929048	Switzerland	Switzerland	CHF	No	LBMA Silver PM Fix	Physical	ETF	Yes	Physical	No	60	12.67	0.01	30 Nov 2010	No	
ZKB Silver ETF (EUR Hedged)	ZKB	ZSILHE SW	ZSILHE.S	CH0137596687	Switzerland	Switzerland	EUR	Yes	LBMA Silver PM Fix	Physical	ETF	Yes	Physical	No	60	10.86	0.13	10 Nov 2011	Yes	
UBS Index Solution – Silver ETF A (CHF hedged)	UBS	SVCHAH SW	SVCHAH.S	CH0129527336	Switzerland	Switzerland	CHF	Yes	LBMA Silver PM Fix	Physical	ETF	Yes	Physical	No	48	8.78	0.05	23 Jun 2011	Yes	
Julius Baer Physical Silver Fund (EUR) AX	Julius Baer	JBSIEX SW	JBSIEX.S	CH0106406181	Switzerland	Switzerland	EUR	Yes	LBMA Silver PM Fix	Physical	ETF	Yes	Physical	No	60	6.42	0.12	8 Jan 2010	Yes	
UBS Index Solution – Silver ETF I (CHF hedged)	UBS	SVCHIH SW	SVCHIH.S	CH0129528532	Switzerland	Switzerland	CHF	Yes	LBMA Silver PM Fix	Physical	ETF	Yes	Physical	No	36	6.00	0.00	23 Jun 2011	Yes	
UBS Index Solution – Silver ETF I (USD)	UBS	SVUSI SW	SVUSI.S	CH0118929055	Switzerland	Switzerland	USD	No	LBMA Silver PM Fix	Physical	ETF	Yes	Physical	No	45	5.24	0.02	25 Nov 2010	Yes	
UBS Index Solution – Silver ETF I (CHF)	UBS	SVCHI SW	SVCHI.S	CH0118929055	Switzerland	Switzerland	CHF	No	LBMA Silver PM Fix	Physical	ETF	Yes	Physical	No	45	5.24	0.00	25 Nov 2010	No	
Physical Silver Source P-ETC	Source	SSLV LN	SSLV.L	IE00B43VDT70	Ireland	United Kingdom	USD	No	LBMA Silver PM Fix	Physical	ETC	Yes	Physical	No	39	4.31	0.02	14 Apr 2011	Yes	
Julius Baer Physical Silver Fund (GBP) AX	Julius Baer	JBSIGX SW	JBSIGX.S	CH0106406207	Switzerland	Switzerland	GBP	Yes	LBMA Silver PM Fix	Physical	ETF	Yes	Physical	No	60	3.51	0.00	8 Jan 2010	Yes	
db Physical Silver GBP Hedged ETC	db x-trackers	XSIH LN	XSIH.L	GB00B65S8K69	Jersey	United Kingdom	GBP	Yes	LBMA Silver PM Fix	Physical	ETC	Yes	Physical	No	85	1.91	0.03	14 Apr 2011	Yes	
Source S&P GSCI Silver Total Return Treasury Bill Secured ETC (T-ETC)	Source	SSILVR GY	SSILVR.DE	XS0417171658	Ireland	Germany	EUR	No	S&P GSCI Silver Total Return Index	Classic	ETC	Yes	Swaps	No	49	1.44	0.02	20 Apr 2009	Yes	
Source S&P GSCI Silver Total Return Treasury Bill Secured ETC (F-ETC)	Source	SSILVR GS	SSILVR.SG	XS0417171658	Ireland	Germany	EUR	No	S&P GSCI Silver Total Return Index	Classic	ETC	Yes	Swaps	No	49	1.44	0.01	20 Apr 2009	No	
ETFS GBP Daily Hedged Silver	ETF Securities	PSVR LN	PSVR.L	JE00B57R3328	Jersey	United Kingdom	GBP	Yes	Dow Jones-UBS Silver Subindex Pound Sterling Hedged Daily Total Return	Classic	ETC	Yes	Swaps	No	49	0.32	0.00	3 Feb 2012	Yes	
ETFS EUR Daily Hedged Silver	ETF Securities	00XR GY	00XR.DE	DE000A1NZLR7	Jersey	Germany	EUR	Yes	Dow Jones-UBS Silver Subindex Euro Hedged Daily Total Return	Classic	ETC	Yes	Swaps	No	56	0.08	0.00	15 Mar 2012	Yes	
NEW ETFS EUR Daily Hedged Silver	ETF Securities	ESVR IM	ESVR.MI	JE00B5SV2703	Jersey	Italy	EUR	Yes	Dow Jones-UBS Silver Subindex Euro Hedged Daily	Classic	ETC	Yes	Swaps	No	49	0.08	0.00	6 Jul 2012	No	
UBS ETC Silver – CHF	UBS	CSICI SW	CSICI.S	CH0036249004	Switzerland	Switzerland	CHF	Yes	UBS Bloomberg CMCI Hedged Silver CHF TR	Forward	ETN	No	Swaps	No	80	-	0.06	11 Dec 2007	Yes	
UBS ETC Silver – EUR	UBS	ESICI SW	ESICI.S	CH0036249008	Switzerland	Switzerland	EUR	Yes	UBS Bloomberg CMCI Hedged Silver EUR TR	Forward	ETN	No	Swaps	No	49	-	0.02	11 Dec 2007	Yes	
UBS ETC Silver – USD	UBS	TSICI SW	TSICI.S	CH0036991435	Switzerland	Switzerland	USD	No	UBS Bloomberg CMCI Silver USD TR	Forward	ETN	No	Swaps	No	37	-	0.03	18 Jan 2008	Yes	
UBS ETC on CMCI Silver USD	UBS	SILU LN	SILU.L	CH0106346858	Switzerland	United Kingdom	USD	No	UBS Bloomberg CMCI Silver USD TR	Forward	ETN	No	Swaps	No	37	-	0.00	9 Mar 2010	Yes	
UBS ETC on CMCI Silver Hedged EUR	UBS	SILE LN	SILE.L	CH0106347005	Switzerland	United Kingdom	EUR	Yes	UBS Bloomberg CMCI Silver USD TR	Forward	ETN	No	Swaps	No	49	-	0.00	9 Mar 2010	Yes	
UBS ETC on CMCI Silver Hedged GBP	UBS	SILG LN	SILG.L	CH0106348060	Switzerland	United Kingdom	GBP	Yes	UBS Bloomberg CMCI Silver USD TR	Forward	ETN	No	Swaps	No	87	-	0.00	9 Mar 2010	Yes	
SG ETN Silver USD	Societe Generale	SLVJ LN	SLVJ.L	JE00B3MWWX12	Jersey	United Kingdom	USD	No	Silver Spot	Classic	ETN	No	Swaps	No	50	-	0.00	27 Apr 2010	Yes	
SG ETN Silver EUR	Societe Generale	SLVE LN	SLVE.L	JE00B3N1PP07	Jersey	United Kingdom	EUR	Yes	Silver Spot	Classic	ETN	No	Swaps	No	50	-	0.00	27 Apr 2010	Yes	
SG ETN Silver GBP	Societe Generale	SLVG LN	SLVG.L	JE00B3Q4K286	Jersey	United Kingdom	GBP	Yes	Silver Spot	Classic	ETN	No	Swaps	No	50	-	0.00	27 Apr 2010	Yes	
Coba ETC 1x Silber Daily Long	Commerzbank	X005 GR	X005.DE		Germany	Germany	EUR	No	1x Silber Daily Long Index	Classic	ETC	Yes	Swaps	No	20	-	0.00	12 Oct 2011	Yes	

Europe (continued)

Product name ¹	Issuer	Bloomberg	Reuters	ISIN/WPK/ Valoren ²	Domicile	Listed country	Trading currency	Currency hedged	Benchmark	Index replication method ³	Legal structure	Collater- alised	Underlying exposure	UCITS fund	Expense ratio ⁴	AUM \$m ⁵	ADV \$m ⁶	Listing date	Primary listing	Note
-1x																				
ETFS Short Silver	ETF Securities	SSIL LN	SSILL	JE00B24DKK82	Jersey	United Kingdom	USD	No	Dow Jones-UBS Silver Subindex Total Return	Classic	ETC	Yes	Swaps	No	98	27.95	0.33	22 Feb 2008	Yes	
db Monthly Short Silver ETC (EUR)	db x-trackers	XETS GY	XETS.DE	A1L9YX	Jersey	Germany	EUR	No	db Monthly Short Silver Euro Unhedged Index	Enhanced	ETC	Yes	Swaps	No	45	1.61	0.02	7 Nov 2011	Yes	
db Monthly Short Silver ETC (EUR)	db x-trackers	XETS IM	XETS.MI	DE000A1L9YX3	Jersey	Italy	EUR	No	db Monthly Short Silver Euro Unhedged Index	Enhanced	ETC	Yes	Swaps	No	45	1.61	0.03	16 Jan 2012	No	
ETFS Short Silver	ETF Securities	4RTF GY	4RTF.DE	A0V9X6	Jersey	Germany	EUR	No	Dow Jones-UBS Silver Subindex Total Return	Classic	ETC	Yes	Swaps	No	98	27.95	0.05	6 Apr 2008	No	
ETFS Short Silver	ETF Securities	4RTF GS	4RTF.SG	A0V9X6	Jersey	Germany	EUR	No	Dow Jones-UBS Silver Subindex Total Return	Classic	ETC	Yes	Swaps	No	98	27.95	0.02	6 Apr 2008	No	
ETFS Short Silver	ETF Securities	SSIL IM	SSIL.MI	JE00B24DKK82	Jersey	Italy	EUR	No	Dow Jones-UBS Silver Subindex Total Return	Classic	ETC	Yes	Swaps	No	98	27.95	0.22	26 May 2009	No	
Coba ETC -1x Silber Daily Short	Commerzbank	X007 GR	X007.DE	ETC023	Germany	Germany	EUR	No	-1x Silber Daily Short Index	Classic	ETC	Yes	Swaps	No	50	-	0.01	12 Oct 2011	Yes	
2x																				
ETFS Leveraged Silver	ETF Securities	LSIL LN	LSILL	JE00B2NFTS64	Jersey	United Kingdom	USD	No	Dow Jones-UBS Silver Subindex Total Return	Classic	ETC	Yes	Swaps	No	98	109.81	1.28	3 Nov 2008	Yes	
ETFS Leveraged Silver	ETF Securities	4RUE GY	4RUE.DE	A0V9Y5	Jersey	Germany	EUR	No	Dow Jones-UBS Silver Subindex Total Return	Classic	ETC	Yes	Swaps	No	98	109.81	0.14	6 Dec 2008	No	
ETFS Leveraged Silver	ETF Securities	4RUE GS	4RUE.SG	A0V9Y5	Jersey	Germany	EUR	No	Dow Jones-UBS Silver Subindex Total Return	Classic	ETC	Yes	Swaps	No	98	109.81	0.03	6 Dec 2008	No	
ETFS Leveraged Silver	ETF Securities	LSIL IM	LSIL.MI	JE00B2NFTS64	Jersey	Italy	EUR	No	Dow Jones-UBS Silver Subindex Total Return	Classic	ETC	Yes	Swaps	No	98	109.81	1.15	26 May 2009	No	
db Monthly Leveraged Silver ETC (EUR)	db x-trackers	XCTY GY	XCTY.DE	A1L9YS	Jersey	Germany	EUR	No	db Monthly Leveraged Silver Euro Unhedged Index	Enhanced	ETC	Yes	Swaps	No	45	0.89	0.01	7 Nov 2011	Yes	
db Monthly Leveraged Silver ETC (EUR)	db x-trackers	XCTY IM	XCTY.MI	DE000A1L9YS3	Jersey	Italy	EUR	No	db Monthly Leveraged Silver Euro Unhedged Index	Enhanced	ETC	Yes	Swaps	No	45	0.89	0.01	16 Jan 2012	No	
UBS ETC 2X Long CMCI Silver	UBS	SIL2L SW	SIL2L.S	010270905	Switzerland	Switzerland	USD	No	UBS Bloomberg CMCI Silver Total Return	Forward	ETN	No	Swaps	No	105	-	0.04	24 Nov 2009	Yes	
Coba ETC 2x Silber Daily Long	Commerzbank	X006 GR	X006.DE	ETC020	Germany	Germany	EUR	No	2x Silber Daily Long Index	Classic	ETC	Yes	Swaps	No	50	-	0.00	12 Oct 2011	Yes	
-2x																				
UBS ETC 2X Short CMCI Silver	UBS	SIL2S SW	SIL2S.S	010272596	Switzerland	Switzerland	USD	No	UBS Bloomberg CMCI Silver Total Return	Forward	ETN	No	Swaps	No	105	-	0.01	24 Nov 2009	Yes	
Coba ETC -2x Silber Daily Short	Commerzbank	X008 GR	X008.DE	ETC024	Germany	Germany	EUR	No	-2x Silber Daily Short Index	Classic	ETC	Yes	Swaps	No	50	-	0.02	12 Oct 2011	Yes	
3x																				
Coba ETC 3x Silber Daily Long	Commerzbank	X0CM GY	X0CM GY	ETC021	Germany	Germany	EUR	No	3x Silber Daily Long Index	Classic	ETC	Yes	Swaps	No	75	-	0.00	12 Oct 2011	Yes	
-3x																				
Coba ETC -3x Silber Daily Short	Commerzbank	X0CP GY	X0CP GY	ETC025	Germany	Germany	EUR	No	-3x Silber Daily Short Index	Classic	ETC	Yes	Swaps	No	75	-	0.01	12 Oct 2011	Yes	
4x																				
Coba ETC 4x Silber Daily Long	Commerzbank	X0CN GY	X0CN GY	ETC022	Germany	Germany	EUR	No	4x Silber Daily Long Index	Classic	ETC	Yes	Swaps	No	75	-	0.00	12 Oct 2011	Yes	
-4x																				
Coba ETC -4x Silber Daily Short	Commerzbank	X0CQ GY	X0CQ GY	ETC026	Germany	Germany	EUR	No	-4x Silber Daily Short Index	Classic	ETC	Yes	Swaps	No	75	-	0.01	12 Oct 2011	Yes	

Source: ETF Securities, Bloomberg

Data:

"-" indicates no data is available

- (1) ALPS Distributors, Inc. is the marketing agent for **ETFS Gold Trust, ETFS Silver Trust, ETFS Platinum Trust, ETFS Palladium Trust, ETFS Asian Gold Trust, ETFS Precious Metals Basket Trust, and ETFS White Metals Basket Trust**. ETF Securities Ltd. or its affiliates is not affiliated with ALPS Distributors, Inc. Certain marketing services may be provided for **ETFS Gold Trust, ETFS Silver Trust, ETFS Platinum Trust, ETFS Palladium Trust, ETFS Asian Gold Trust, ETFS Precious Metals Basket Trust, and ETFS White Metals Basket Trust** by ETF Marketing LLC. [click here](http://www.etfsecurities.com/us/document/etfs_document.asp#prospectus) to review the prospectus. ALPS is the distributor of the USCF, Deutsche Bank and Greenhaven funds. For full details of the funds click here to review each issuer's prospectus. USCF click here <http://www.unitedstatescommodityfunds.com/pdfs/uscf-prospectus.pdf>, Deutsche Bank click here http://www.invescopowershares.com/Literature/Lit_Category_Page.aspx?id=12 and Greenhaven funds click here <http://www.greenhavenfunds.com/documents/pdfs/prospectus.pdf>. More information regarding specific commodity ETPs can be found on the respective product issuers website go to page 147.
- (2) ISIN is the main identifier, but where available CUSIP is listed for US, WPK for German and Valoren for Swiss listed products.
- (3) "Classic" refers to commodity ETPs that track front month futures contracts; "Forward" refers to commodity ETPs that track futures contracts further along the curve than the front month; "Enhanced" refers to commodity ETPs that track indexes that try to optimise the roll yield; "Active" refers to commodity ETPs that track an index that is actively managed; and "Physical" refers to commodity ETPs that hold the underlying in specie.
- (4) Throughout this report the expense ratio for ETPs and Grantor Trusts is equal to the TER while the expense ratio for ETCs and ETNs is equal to MER. Please see the Glossary on page 142 for further details.
- (5) Some fund issuers do not publish shares outstanding, NAV and AUM figures which are indicated with "-". AUM for primary and cross listed ETPs are reported as same value and should not be double counted. Data as of June 30, 2012.
- (6) Average Daily Volume (ADV) over the latest quarter (April 1, 2012 – June 30, 2012).
- (7) Daily Shares Outstanding and/or Net Asset Values not available from main Data Provider (Bloomberg). AUM taken directly from Issuers websites or other public available data sources. AUM figures are not included in the global commodity ETP statistics as daily data is required. ETF Securities estimate that there is between \$3-8bn commodity ETP AUM that is not captured as daily data is not publicly available.

Other Countries

Product name ¹	Issuer	Bloomberg	Reuters	ISIN	Domicile	Listed country	Trading currency	Currency hedged	Benchmark	Index replication method ²	Legal structure	Collateralised	Underlying exposure	Expense ratio ³	AUM \$m ⁴	ADV \$m ⁵	Listing date	Primary listing	Note
Diversified Broad																			
Diversified																			
1x																			
KSM Commodities ETC	KSM	KSMCMDT IT	KSMGSCI.TA	IL0010967185	Israel	Israel	ILs	No	GSCI Total Return Index	Classic	ETN	No	Swaps	120	447.92	0.04	4 Apr 2006	Yes	7
ETFS All Commodities DJ-UBSCI SM	ETF Securities	1684 JI	–	GB00B15KY989	Jersey	Japan	JPY	No	Dow Jones-UBS Commodity Index TR	Classic	ETC	Yes	Swaps	49	351.17	0.00	19 Mar 2010	No	
ETFS All Commodities DJ-UBSCI SM	ETF Securities	1684 JP	1684.T	GB00B15KY989	Jersey	Japan	JPY	No	Dow Jones-UBS Commodity Index Total Return	Classic	ETC	Yes	Swaps	49	351.17	0.00	19 Mar 2010	No	
EasyETF S&P GSCI Capped Commodity 35/20 ETF	EasyETF	1327 JP	1327.T	LU0203243844	Luxembourg	Japan	JPY	No	S&P GSCI TM Capped Commodity 35/20 Index	Classic	ETF	Yes	Swaps	45	220.66	0.01	22 Oct 2008	No	
EasyETF S&P GSCI TM Capped Commodity 35/20 (EUR)	EasyETF	1327 JI	–	LU0203243844	Luxembourg	Japan	JPY	No	S&P GSCI Capped Commodity 35/20 Total Return Index	Classic	ETF	Yes	Swaps	30	220.66	0.00	22 Oct 2008	No	
db x-trackers DB COMMODITY BOOSTER DJ-UBSCI ETF	db x-trackers	L5F SP	DBBN.SI	LU0474561858	Luxembourg	Singapore	USD	No	DB Commodity Booster DJ-UBSCI USD Index	Enhanced	ETF	Yes	Swaps	95	120.25	0.00	1 Sep 2010	No	7
Lyxor ETF Commodities CRB	Lyxor	CRB SP	LCRB.SI	FR0010414813	France	Singapore	USD	No	Reuters/Jefferies CRB Total Return	Classic	ETF	Yes	Swaps	35	20.80	0.02	18 Jan 2007	Yes	
Lyxor ETF Commodities CRB	Lyxor	2809 HK	2809.HK	FR0010414813	France	Hong Kong	HKD	No	Reuters/Jefferies CRB Total Return	Classic	ETF	Yes	Swaps	35	20.80	0.00	26 Apr 2007	No	
db x-trackers DBLCI – OY Balanced ETF	db x-trackers	JOS SP	DBPN.SI	LU0455008614	Luxembourg	Singapore	USD	No	Deutsche Bank Liquid Commodity Index	Classic	ETF	Yes	Swaps	55	5.28	0.00	17 May 2010	Yes	
iPath S&P GSCI Total Return Index JDR – S&P GSCI Total Return Index	iPath	2021 JP	–	JP5826550005	Japan	Japan	JPY	No	S&P GSCI Total Return Index	Classic	ETN	No	Swaps	75	4.79	0.00	23 Aug 2011	Yes	
NEW ETFS All Commodities (Collateralised Structured Product – ETC)	ETF Securities	ETPCMD AU	ETPCMD.AX	AU000ETPCMD1	Jersey	Australia	AUD	No	ETFS All Commodities DJ-UBSCI SM	Classic	ETC	Yes	Swaps	49	0.11	0.00	8 Jun 2012	Yes	
PSAGOT DBLCI ETC	Psagot	TDBLCI8 IT	PDBLCI.TA	IL0010966500	Israel	Israel	ILs	No	Deutsche Bank Liquid Commodity Index	Classic	ETN	No	Swaps	–	–	0.04	6 Apr 2006	Yes	
NEW NewWave Commodity Index Pure Beta Total Return ETN	Absa Capital	–	–	ZAE000163713	South Africa	South Africa	ZAr	No	Barclays Capital Commodity Index Pure Beta Total Return	Classic	ETN	No	Swaps	75	–	–	11 Jun 2012	Yes	
Diversified – Light Energy																			
1x																			
BetaShares Commodities Basket ETF (A\$ Hedged)	BetaShares	QCB AU	QCB.AX	AU000000QCB3	Australia	Australia	AUD	Yes	S&P GSCI Light Energy Index Excess Return	Classic	ETF	Yes	Futures	69	0.99	0.00	20 Dec 2011	Yes	
db x-trackers DB Commodity Booster Light Energy Benchmark ETF	db x-trackers	L5G SP	DBBP.SI	LU0474562237	Luxembourg	Singapore	USD	No	Deutsche Bank Commodity Light Energy Booster Index	Enhanced	ETF	Yes	Swaps	95	0.94	0.00	1 Sep 2010	Yes	
Diversified – Ex Energy																			
1x																			
Lyxor ETF Commodities CRB Non-Energy	Lyxor	CRN SP	LCRG.SI	FR0010654079	France	Singapore	USD	No	Reuters/Jefferies CRB Non-Energy	Classic	ETF	Yes	Swaps	35	8.20	0.01	5 Nov 2008	Yes	
Agriculture																			
Diversified																			
1x																			
ETFS Agriculture DJ-UBSCI SM	ETF Securities	1687 JI	–	GB00B15KYH63	Jersey	Japan	JPY	No	Dow Jones-UBS Agriculture sub Index TR	Classic	ETC	Yes	Swaps	49	583.92	0.00	19 Mar 2010	No	
ETFS Agriculture DJ-UBSCI SM	ETF Securities	1687 JP	1687.T	GB00B15KYH63	Jersey	Japan	JPY	No	Dow Jones-UBS Agriculture Subindex Total Return	Classic	ETC	Yes	Swaps	49	583.92	0.00	19 Mar 2010	No	
Mirae Asset MAPS Tiger Agri Futures ETF	Mirae Asset	137610 KS	137610.KS	KR7137610002	South Korea	South Korea	KRW	No	S&P GSCI Agriculture Enhanced Select Index – Excess Return	Enhanced	ETF	Yes	Futures	70	20.58	0.03	11 Jan 2011	Yes	
iPath S&P GSCI Agricultural Index Total Return JDR – S&P GSCI Agricultural Index Total Return	iPath	2025 JP	–	JP5826590001	Japan	Japan	JPY	No	S&P GSCI Agricultural Index Total Return	Classic	ETN	No	Swaps	75	6.26	0.00	6 Sep 2011	Yes	
BetaShares Agriculture ETF (A\$ Hedged)	BetaShares	QAG AU	QAG.AX	AU000000QAG6	Australia	Australia	AUD	Yes	S&P GSCI Agriculture Enhanced Select Index Excess Return	Enhanced	ETF	Yes	Futures	69	2.25	0.03	1 Dec 2011	Yes	7
NEW ETFS Agriculture (Collateralised Structured Product – ETC)	ETF Securities	ETPAGR AU	ETPAGR.AX	AU000ETPAGR7	Jersey	Australia	AUD	No	ETFS Agriculture DJ-UBSCI SM	Classic	ETC	Yes	Swaps	49	0.11	0.00	8 Jun 2012	Yes	
Corn																			
1x																			
ETFS Corn	ETF Securities	1696 JI	–	GB00B15KXS04	Jersey	Japan	JPY	No	Dow Jones-UBS Corn Sub-Index TR	Classic	ETC	Yes	Swaps	49	57.50	0.00	19 Mar 2010	No	
ETFS Corn	ETF Securities	1696 JP	1696.T	GB00B15KXS04	Jersey	Japan	JPY	No	Dow Jones-UBS Corn Subindex Total Return	Classic	ETC	Yes	Swaps	49	57.50	0.00	19 Mar 2010	No	
NEW ETFS Corn (Collateralised Structured Product – ETC)	ETF Securities	ETPCRN AU	ETPCRN.AX	AU000ETPCRN9	Jersey	Australia	AUD	No	ETFS Corn	Classic	ETC	Yes	Swaps	49	0.06	0.00	8 Jun 2012	Yes	
Grains																			
1x																			
ETFS Grains DJ-UBSCI SM	ETF Securities	1688 JI	–	GB00B15KYL00	Jersey	Japan	JPY	No	Dow Jones-UBS Commodity DJ-UBSCI SM Index TR	Classic	ETC	Yes	Swaps	49	72.08	0.00	19 Mar 2010	No	
ETFS Grains DJ-UBSCI SM	ETF Securities	1688 JP	1688.T	GB00B15KYL00	Jersey	Japan	JPY	No	Dow Jones-UBS Grains Subindex Total Return	Classic	ETC	Yes	Swaps	49	72.08	0.01	19 Mar 2010	No	
iPath S&P GSCI Grain Index Total Return JDR – S&P GSCI Grain Index Total Return	iPath	2026 JP	–	JP5826600008	Japan	Japan	JPY	No	S&P GSCI Grain Index Total Return	Classic	ETN	No	Swaps	75	6.53	0.01	6 Sep 2011	Yes	
NEW ETFS Grains (Collateralised Structured Product – ETC)	ETF Securities	ETPGRN AU	ETPGRN.AX	AU000ETPGRN0	Jersey	Australia	AUD	No	ETFS Grains DJ-UBSCI SM	Classic	ETC	Yes	Swaps	49	0.11	0.00	8 Jun 2012	Yes	
Softs																			
1x																			
iPath S&P GSCI Softs Index Total Return JDR – S&P GSCI Softs Index Total Return	iPath	2027 JP	–	JP5826610007	Japan	Japan	JPY	No	S&P GSCI Softs Index Total Return	Classic	ETN	No	Swaps	75	5.44	0.00	6 Sep 2011	Yes	
Soybeans																			
1x																			
ETFS Soybeans	ETF Securities	1697 JI	–	GB00B15KY542	Jersey	Japan	JPY	No	Dow Jones-UBS Soybeans Sub-Index TR	Classic	ETC	Yes	Swaps	49	30.07	0.00	19 Mar 2010	No	
ETFS Soybeans	ETF Securities	1697 JP	1697.T	GB00B15KY542	Jersey	Japan	JPY	No	Dow Jones-UBS Soybeans Subindex Total Return	Classic	ETC	Yes	Swaps	49	30.07	0.00	19 Mar 2010	No	
Samsung KODEX Soybeans Futures Special Asset ETF	Samsung Asset Management	138920 KS	138920.KS	KR7138920004	South Korea	South Korea	KRW	Yes	S&P GSCI Soybeans Total Return Index	Classic	ETF	Yes	Futures/ETP	68	4.81	0.03	15 Mar 2011	Yes	
Wheat																			
1x																			
ETFS Wheat	ETF Securities	1695 JI	–	GB00B15KY765	Jersey	Japan	JPY	No	Dow Jones-UBS Wheat Sub-Index TR	Classic	ETC	Yes	Swaps	49	125.45	0.00	19 Mar 2010	No	
ETFS Wheat	ETF Securities	1695 JP	1695.T	GB00B15KY765	Jersey	Japan	JPY	No	Dow Jones-UBS Wheat Subindex Total Return	Classic	ETC	Yes	Swaps	49	125.45	0.01	19 Mar 2010	No	
NEW ETFS Wheat (Collateralised Structured Product – ETC)	ETF Securities	ETPWHT AU	ETPWHT.AX	AU000ETPWHT5	Jersey	Australia	AUD	No	ETFS Wheat	Classic	ETC	Yes	Swaps	49	0.04	0.00	8 Jun 2012	Yes	

Other Countries (continued)

Product name ¹	Issuer	Bloomberg	Reuters	ISIN	Domicile	Listed country	Trading currency	Currency hedged	Benchmark	Index replication method ²	Legal structure	Collateralised	Underlying exposure	Expense ratio ³	AUM \$m ⁴	ADV \$m ⁵	Listing date	Primary listing	Note
Energy																			
Diversified																			
1x																			
ETFS Energy DJ-UBSCI SM	ETF Securities	1685 JI	-	GB00B15KYB02	Jersey	Japan	JPY	No	Dow Jones-UBS Energy Sub Index TR	Classic	ETC	Yes	Swaps	49	158.65	0.00	19 Mar 2010	No	
ETFS Energy DJ-UBSCI SM	ETF Securities	1685 JP	1685.T	GB00B15KYB02	Jersey	Japan	JPY	No	Dow Jones-UBS Energy Subindex Total Return	Classic	ETC	Yes	Swaps	49	158.65	0.00	19 Mar 2010	No	
iPath S&P GSCI Energy Index Total Return JDR - S&P GSCI Energy Index Total Return	iPath	2024 JP	-	JP5826580002	Japan	Japan	JPY	No	S&P GSCI Energy Index Total Return	Classic	ETN	No	Swaps	75	4.46	0.00	6 Sep 2011	Yes	
NEW ETFS Energy (Collateralised Structured Product - ETC)	ETF Securities	ETPNRG AU	ETPNRG.AX	AU000ETPNRG0	Jersey	Australia	AUD	No	ETFS Energy DJ-UBSCI SM	Classic	ETC	Yes	Swaps	49	0.12	0.00	8 Jun 2012	Yes	
Coal																			
1x																			
RMB Coal ETN	Rand Merchant Bank	COLRMB SJ	COLRMB.J	ZAE000155222	South Africa	South Africa	ZAR	No	Richards Bay Coal Futures contracts	Classic	ETN	No	Futures	95	-	0.00	5 May 2011	Yes	
Crude Oil																			
1x																			
ETFS WTI Crude Oil	ETF Securities	1690 JI	-	GB00B15KXV33	Jersey	Japan	JPY	No	Dow Jones-UBS WTI Crude Oil sub Index TR	Classic	ETC	Yes	Swaps	49	293.09	0.00	19 Mar 2010	No	
ETFS WTI Crude Oil	ETF Securities	1690 JP	1690.T	GB00B15KXV33	Jersey	Japan	JPY	No	Dow Jones-UBS WTI Crude Oil Subindex Total Return	Classic	ETC	Yes	Swaps	49	293.09	0.00	19 Mar 2010	No	
Simplex WTI Crude Oil ETF	Simplex	1671 JP	1671.OS	JP3047080001	Japan	Japan	JPY	No	WTI Futures	Classic	ETF	Yes	Futures	84	47.09	0.57	3 Aug 2009	Yes	
Simplex WTI Crude Oil ETF	Simplex	1671 JI	-	JP3047080001	Japan	Japan	JPY	No	WTI Futures	Classic	ETF	Yes	Futures	84	47.09	0.00	3 Aug 2009	No	
KSM Crude Oil - Brent ETC	KSM	KSMOIL IT	KSBNT18.TA	IL0010981103	Israel	Israel	ILS	No	Brent Crude Oil Futures	Classic	ETN	No	Futures	-	30.94	0.25	20 Jul 2006	Yes	7
Mirae Asset MAPS TIGER WTI Futures ETF	Mirae Asset	130680 KS	130680.KS	KR7130680002	South Korea	South Korea	KRW	No	S&P GSCI Crude Oil Enhanced Excess Return Index	Classic	ETF	Yes	Futures	70	6.55	0.13	2 Aug 2010	Yes	
Nomura Next Fund Crude Oil Long Index Linked ETF	Nomura	1699 JP	1699.T	JP3047180009	Japan	Japan	JPY	No	NOMURA Crude Oil Long Index	Classic	ETF	Yes	Futures	50	5.76	0.09	13 May 2010	Yes	
BetaShares Crude Oil Index ETF (A\$ Hedged)	BetaShares	000 AU	000.AX	AU0000000006	Australia	Australia	AUD	Yes	S&P GSCI Crude Oil Index Excess Return	Classic	ETF	Yes	Futures	69	1.55	0.03	16 Nov 2011	Yes	
NEW ETFS Brent Crude Oil (Collateralised Structured Product - ETC)	ETF Securities	ETPOIL AU	ETPOIL.AX	AU000ETPOIL7	Jersey	Australia	AUD	No	ETFS Brent Crude	Classic	ETC	Yes	Swaps	49	0.07	0.00	8 Jun 2012	Yes	
Tachlit Brent Crude Oil ETC	Tachlit	TGBRNT1 IT	TGBRNT1.TA	IL0010977572	Israel	Israel	ILS	No	Brent Crude Oil	Classic	ETN	No	Swaps	-	-	0.11	24 Jul 2006	Yes	
RMB Oil ETN	Rand Merchant Bank	OILRMB SJ	ZAOILRMB.J	ZAE000152732	South Africa	South Africa	ZAR	No	WTI front month light sweet crude oil futures	Classic	ETN	No	Futures	75	-	0.01	2 Dec 2010	Yes	
-1x																			
Tachlit Short Brent Crude Oil ETC	Tachlit	TCFU22 IT	-	IL0011155673	Israel	Israel	ILS	No	Brent Crude Oil	Classic	ETN	No	Swaps	100	-	0.00	5 Oct 2009	Yes	
Gasoline																			
1x																			
ETFS Gasoline	ETF Securities	1691 JI	-	GB00B15KXW40	Jersey	Japan	JPY	No	Dow Jones-UBS Unleaded Gasoline Sub-index TR	Classic	ETC	Yes	Swaps	49	16.20	0.00	19 Mar 2010	No	
ETFS Gasoline	ETF Securities	1691 JP	1691.T	GB00B15KXW40	Jersey	Japan	JPY	No	Dow Jones-UBS Unleaded Gasoline Subindex Total Return	Classic	ETC	Yes	Swaps	49	16.20	0.00	19 Mar 2010	No	
Natural Gas																			
1x																			
ETFS Natural Gas	ETF Securities	1689 JI	-	GB00B15KY104	Jersey	Japan	JPY	No	Dow Jones-UBS Natural Gas sub Index TR	Classic	ETC	Yes	Swaps	49	197.40	0.00	19 Mar 2010	No	
ETFS Natural Gas	ETF Securities	1689 JP	1689.T	GB00B15KY104	Jersey	Japan	JPY	No	Dow Jones-UBS Natural Gas Subindex Total Return	Classic	ETC	Yes	Swaps	49	197.40	0.02	19 Mar 2010	No	
NEW ETFS Natural Gas (Collateralised Structured Product - ETC)	ETF Securities	ETPGAS AU	ETPGAS.AX	AU000ETPGAS5	Jersey	Australia	AUD	No	ETFS Natural Gas	Classic	ETC	Yes	Swaps	49	0.19	0.00	8 Jun 2012	Yes	
Industrial Metals																			
Diversified																			
1x																			
ETFS Industrial Metals DJ-UBSCI SM	ETF Securities	1686 JI	-	GB00B15KYG56	Jersey	Japan	JPY	No	Dow Jones-UBS Industrial Metals sub Index TR	Classic	ETC	Yes	Swaps	49	169.19	0.00	19 Mar 2010	No	
ETFS Industrial Metals DJ-UBSCI SM	ETF Securities	1686 JP	1686.T	GB00B15KYG56	Jersey	Japan	JPY	No	Dow Jones-UBS Industrial Metals Subindex Total Return	Classic	ETC	Yes	Swaps	49	169.19	0.00	19 Mar 2010	No	
iPath S&P GSCI Industrial Metals Index Total Return JDR - S&P GSCI Industrial Metals Index Total Return	iPath	2023 JP	-	JP5826570003	Japan	Japan	JPY	No	S&P GSCI Industrial Metals Index Total Return	Classic	ETN	No	Swaps	75	4.30	0.00	6 Sep 2011	Yes	
Mirae Asset MAPS Tiger Metal Futures ETF	Mirae Asset	139310 KS	139310.KS	KR7139310007	South Korea	South Korea	KRW	No	S&P GSCI [®] Industrial Metals Select Index-Total Return	Enhanced	ETF	Yes	Futures	70	3.62	0.00	8 Apr 2011	Yes	
NEW ETFS Industrial Metals (Collateralised Structured Product - ETC)	ETF Securities	ETPIND AU	ETPIND.AX	AU000ETPIND6	Jersey	Australia	AUD	No	ETFS Industrial Metals DJ-UBSCISM	Classic	ETC	Yes	Swaps	49	0.09	0.00	8 Jun 2012	Yes	
Aluminium																			
1x																			
ETFS Aluminium	ETF Securities	1692 JI	-	GB00B15KXN58	Jersey	Japan	JPY	No	Dow Jones-UBS Aluminium sub-Index TR	Classic	ETC	Yes	Swaps	49	39.32	0.00	19 Mar 2010	No	
ETFS Aluminium	ETF Securities	1692 JP	1688.T	GB00B15KXN58	Jersey	Japan	JPY	No	Dow Jones-UBS Aluminium Subindex Total Return	Classic	ETC	Yes	Swaps	49	39.32	0.00	19 Mar 2010	No	
Copper																			
1x																			
ETFS Copper	ETF Securities	1693 JI	-	GB00B15KXQ89	Jersey	Japan	JPY	No	Dow Jones-UBS Copper Subindex TR	Classic	ETC	Yes	Swaps	49	313.08	0.00	19 Mar 2010	No	
ETFS Copper	ETF Securities	1693 JP	1693.T	GB00B15KXQ89	Jersey	Japan	JPY	No	Dow Jones-UBS Copper Subindex Total Return	Classic	ETC	Yes	Swaps	49	313.08	0.00	19 Mar 2010	No	
Samsung KODEX Copper Futures Special Asset ETF	Samsung Asset Management	138910 KS	138910.KS	KR7138910005	South Korea	South Korea	KRW	Yes	S&P GSCI North American Copper Total Return Index	Classic	ETF	Yes	Futures/ETP	68	5.35	0.03	15 Mar 2011	Yes	
NEW ETFS Copper (Collateralised Structured Product - ETC)	ETF Securities	ETPCOP AU	ETPCOP.AX	AU000ETPCOP1	Jersey	Australia	AUD	No	ETFS Copper	Classic	ETC	Yes	Swaps	49	0.06	0.00	8 Jun 2012	Yes	
Nickel																			
1x																			
ETFS Nickel	ETF Securities	1694 JI	-	GB00B15KY211	Jersey	Japan	JPY	No	Dow Jones-UBS Nickel Subindex TR	Classic	ETC	Yes	Swaps	49	41.92	0.00	19 Mar 2010	No	
ETFS Nickel	ETF Securities	1694 JP	1694.T	GB00B15KY211	Jersey	Japan	JPY	No	Dow Jones-UBS Nickel Subindex Total Return	Classic	ETC	Yes	Swaps	49	41.92	0.00	19 Mar 2010	No	

Other Countries (continued)

Product name ¹	Issuer	Bloomberg	Reuters	ISIN	Domicile	Listed country	Trading currency	Currency hedged	Benchmark	Index replication method ²	Legal structure	Collateralised	Underlying exposure	Expense ratio ³	AUM \$m ⁴	ADV \$m ⁵	Listing date	Primary listing	Note
Livestock																			
Diversified																			
1x																			
iPath S&P GSCI Livestock Index Total Return JDR – S&P GSCI Livestock Index Total Return	iPath	2028 JP	–	JP5826620006	Japan	Japan	JPY	No	S&P GSCI Livestock Index Total Return	Classic	ETN	No	Swaps	75	5.07	0.00	6 Sep 2011	Yes	
Precious Metals																			
Diversified																			
1x																			
ETFS Physical PM Basket	ETF Securities	1676 JI	–	JE00B1VS3W29	Jersey	Japan	JPY	No	Physical Precious Metals	Physical	ETC	Yes	Physical	43	245.67	0.00	24 Aug 2009	No	
ETFS Physical PM Basket	ETF Securities	1676 JP	1676.T	JE00B1VS3W29	Jersey	Japan	JPY	No	Physical allocated precious metals to LPPM and LBMA specifications	Physical	ETC	Yes	Physical	43	245.67	0.00	24 Aug 2009	No	
iPath S&P GSCI Precious Metals Index Total Return JDR – S&P GSCI Precious Metals Index Total Return	iPath	2022 JP	–	JP5826560004	Japan	Japan	JPY	No	S&P GSCI Precious Metals Index Total Return	Classic	ETN	No	Swaps	75	6.86	0.00	6 Sep 2011	Yes	
ETFS Physical PM Basket (AUS)	ETF Securities	ETPMPM AU	ETPMPM.AX	AU000ETPMPM4	Australia	Australia	AUD	No	Physical allocated precious metals to LPPM and LBMA specifications	Physical	ETC	Yes	Physical	43	5.43	0.00	30 Jan 2009	Yes	
Mirae Asset MAPS Tiger Gold & Silver Futures ETF	Mirae Asset	139320 KS	139320.KS	KR7139320006	South Korea	South Korea	KRW	No	S&P GSCI [®] Industrial Precious Metals Select Index-Total Return	Enhanced	ETF	Yes	Futures	70	5.19	0.00	8 Apr 2011	Yes	
Gold																			
1x																			
SPDR Gold Trust	State Street	2840 HK	2840.HK	US78463V1070	United States	Hong Kong	HKD	No	LBMA Gold PM Fix	Physical	Trust	Yes	Physical	40	65,734.73	3.30	31 Jul 2008	No	
SPDR Gold Trust	State Street	1326 JP	1326.T	US78463V1070	United States	Japan	JPY	No	LBMA Gold PM Fix	Physical	Trust	Yes	Physical	40	65,734.73	2.07	30 Jun 2008	No	
SPDR Gold Trust	State Street	GLD SP	GBL.SI	US78463V1070	United States	Singapore	USD	No	LBMA Gold PM Fix	Physical	Trust	Yes	Physical	40	65,734.73	5.47	11 Oct 2006	No	
ETFS Physical Gold	ETF Securities	1672 JI	–	JE00B1VS3770	Jersey	Japan	JPY	No	LBMA Gold PM Fix	Physical	ETC	Yes	Physical	39	7,467.23	0.00	24 Aug 2009	No	
ETFS Physical Gold	ETF Securities	1672 JP	1672.T	JE00B1VS3770	Jersey	Japan	JPY	No	Physical allocated gold to LBMA specifications	Physical	ETC	Yes	Physical	39	7,467.23	0.02	24 Aug 2009	No	
NewGold ETF	Absa Capital	GLD SJ	GLDJ.J	ZAE000060067	South Africa	South Africa	ZAR	No	LBMA Gold PM Fix	Physical	ETF	Yes	Physical	40	2,064.14	6.32	2 Nov 2004	Yes	
NewGold ETF	Absa Capital	NEWGOLD NL	–	ZAE000060067	South Africa	Nigeria	NGN	No	LBMA Gold PM Fix	Physical	ETF	Yes	Physical	40	2,064.14	0.01	16 Nov 2011	No	
NewGold ETF	Absa Capital	GLD BG	–	ZAE000060067	South Africa	Botswana	BWP	No	LBMA Gold PM Fix	Physical	ETF	Yes	Physical	40	2,064.14	0.00	15 Jul 2010	No	
ETFS Physical Gold (AUS)	ETF Securities	GOLD AU	GOLD.AX	AU00000GOLD7	Australia	Australia	AUD	No	Physical allocated gold to LBMA specifications	Physical	ETC	Yes	Physical	39	564.69	1.96	28 Mar 2003	Yes	
GS Gold BeES	Benchmark	GBEES IN	GBES.NS	INF732E01102	India	India	INR	No	Physical Gold	Physical	ETF	Yes	Physical	100	540.49	3.68	19 Mar 2007	Yes	
GS Gold BeES	Benchmark	GBEES IS	GBES.BO	INF732E01102	India	India	INR	No	Physical Gold	Physical	ETF	Yes	Physical	100	540.49	3.24	19 Mar 2007	No	
Reliance Gold ETF	Reliance Mutual	REGOLD IN	RELE.NS	INF733I01010	India	India	INR	No	Physical Gold	Physical	ETF	Yes	Physical	100	505.57	0.36	26 Nov 2007	Yes	
Reliance Gold ETF	Reliance Mutual	REGOLD IS	RELE.BO	INF733I01010	India	India	INR	No	Physical Gold	Physical	ETF	Yes	Physical	100	505.57	0.30	26 Nov 2007	No	
Mitsubishi Japan Physical Gold ETF	Fruit of Gold	1540 JP	1540.T	JP3047190008	Japan	Japan	JPY	No	LBMA Gold PM Fix	Physical	ETF	Yes	Physical	40	298.15	2.14	2 Jul 2010	Yes	
Mitsubishi Japan Physical Gold ETF	Fruit of Gold	1540 JI	–	JP3047190008	Japan	Japan	JPY	No	LBMA Gold PM Fix	Physical	ETF	Yes	Physical	40	298.15	0.00	2 Jul 2010	No	
Kotak Gold ETF	Kotak	KOGOLD IN	KTGF.BO	INF373I01015	India	India	INR	No	Physical Gold	Physical	ETF	Yes	Physical	250	197.74	0.45	8 Aug 2007	Yes	
UTI Gold Exchange Traded Fund	UTI Mutual Funds	UTIGOL IN	UTGF.NS	INF789F01059	India	India	INR	No	Physical Gold	Physical	ETF	Yes	Physical	99	153.68	0.16	13 Apr 2007	Yes	
UTI Gold Exchange Traded Fund	UTI Mutual Funds	UTIGOL IS	UTGF.BO	INF789F01059	India	India	INR	No	Physical Gold	Physical	ETF	Yes	Physical	99	153.68	0.14	13 Apr 2007	No	
Nomura Next Fund Gold Price Linked ETF	Nomura	1328 JP	1328.OS	JP3046490003	Japan	Japan	JPY	No	LBMA Gold PM Fix	Classic	ETF	Yes	Futures	52.5	137.76	0.82	10 Aug 2007	Yes	
Nomura Next Fund Gold Price Linked ETF	Nomura	1328 JI	–	JP3046490003	Japan	Japan	JPY	No	LBMA Gold PM Fix	Classic	ETF	Yes	Futures	52.5	137.76	0.00	10 Aug 2007	No	
Value Gold ETF	Sensible Asset Management Ltd	3081 HK	3081.HK	HK0000071313	Hong Kong	Hong Kong	HKD	No	Physical Gold	Physical	ETF	Yes	Physical	35	135.19	0.40	11 Mar 2010	Yes	
HDFC GOLD ETF	Housing Development Finance Co	HDFGOLD IN	HDGO.NS	INF179K01CN1	India	India	INR	No	Physical Gold	Physical	ETF	Yes	Physical	250	112.80	0.11	16 Aug 2010	Yes	
FinansBank GOLDIST Istanbul Gold ETF	FinansBank	GLDTR TI	GLDTRf.IS	TRYFNBK00055	Turkey	Turkey	TRY	No	LBMA Gold PM Fix	Physical	ETF	Yes	Physical	46	82.10	2.29	26 Sep 2006	Yes	7
AXIS Gold ETF	Axis Bank	AXGOLD IN	AXGF.NS	INF846K01347	India	India	INR	No	Physical Gold	Physical	ETF	Yes	Physical	90	46.75	0.02	16 Nov 2010	Yes	
SBI Gold Exchange Traded Scheme	SBI Mutual Fund	SGETS IN	SBIG.NS	INF200K01099	India	India	INR	No	Physical Gold	Physical	ETF	Yes	Physical	50	43.55	0.22	28 May 2009	Yes	
Samsung Kodes Gold Futures ETF	Samsung Asset Management	132030 KS	132030.KS	KR7132030008	South Korea	South Korea	KRW	No	Physical Gold	Classic	ETF	Yes	Futures	68	34.43	0.24	1 Oct 2010	Yes	
BetaShares Gold Bullion ETF (A\$ Hedged)	BetaShares	QAUDA AU	–	AU000000QAU7	Australia	Australia	AUD	Yes	LBMA Gold PM Fix	Physical	ETF	Yes	Physical	59	31.74	0.00	3 May 2011	Yes	
BetaShares Gold Bullion ETF (A\$ Hedged)	BetaShares	QAU AU	QAU.AX	AU000000QAU7	Australia	Australia	AUD	Yes	LBMA Gold PM Fix	Physical	ETF	Yes	Physical	59	31.74	0.25	5 Mar 2011	Yes	
Gold Prudential ICICI Exchange Traded Fund	Prudential ICICI Mutual Fund	ICPGOLD IN	IPEG.NS	INF109K01FV4	India	India	INR	No	Physical Gold	Physical	ETF	Yes	Physical	125	31.26	0.02	3 Sep 2010	Yes	
K Gold ETF	Kasikorn Asset Management	KG965 TB	KG965.BK	THGD0107000	Thailand	Thailand	THB	No	Gold	Classic	ETF	yes	Physical	159	26.00	0.16	27 Oct 2011	Yes	
KTAM Gold ETF Tracker	Krung Thai Asset Management	GLD TB	GLD.BK	THSPDR070004	Thailand	Thailand	THB	No	LBMA Gold PM Fix	Classic	ETF	Yes	Physical	46	24.70	0.08	8 Aug 2011	Yes	
Bualuang CHAY Gold ETF	BBL Asset Management Co	BCHAY TB	BCHAY.BK	THGD01070015	Thailand	Thailand	THB	No	Gold	Classic	ETF	yes	Physical	145	24.51	0.05	1 Nov 2011	Yes	
Hang Seng RMB Gold ETF	Hang Seng Investment Management	83168 HK	83168.HK	HK0000099405	Hong Kong	Hong Kong	CNY	No	LBMA Gold PM Fix	Classic	ETF	Yes	Physical	100	15.66	0.02	14 Feb 2012	Yes	
Birla Sun Life Gold ETF	Birla Sun Life Asset Management	BSLGOLD IS	–	INF209K01HT2	India	India	INR	No	Gold (Demant)	Physical	ETF	Yes	Physical	150	12.14	0.01	16 May 2011	Yes	
Birla Sun Life Gold ETF	Birla Sun Life Asset Management	BSLGOLD IN	BILA.NA	INF209K01HT2	India	India	INR	No	Gold (Demant)	Physical	ETF	Yes	Physical	150	12.14	–	16 May 2011	Yes	
Religare Gold ETF	Religare Mutual Fund	REGGOLD IN	RMFF.NS	INF205K01361	India	India	INR	No	Physical Gold	Physical	ETF	Yes	Physical	100	8.64	0.05	19 Mar 2010	Yes	
Dubai Gold Securities ETF	Dubai Gold Securities	GOLD DU	GOLD.DI	AE000A0V1RL1	United Arab Emirates	UAE	USD	No	LBMA Gold PM Fix	Physical	ETF	Yes	Physical	40	7.90	0.00	2 Mar 2009	Yes	

Other Countries (continued)

Product name ¹	Issuer	Bloomberg	Reuters	ISIN	Domicile	Listed country	Trading currency	Currency hedged	Benchmark	Index replication method ²	Legal structure	Collateralised	Underlying exposure	Expense ratio ³	AUM \$m ⁴	ADV \$m ⁵	Listing date	Primary listing	Note
Quantum Gold Fund	Quantum Mutual Fund	QTGOLD IN	QTGF.BO	INF082J01010	India	India	INR	No	Physical Gold	Physical	ETF	Yes	Physical	100	7.83	0.02	28 Feb 2008	Yes	
Hyundai hiShares Gold ETF	Hyundai Marine & Fire Insurance	110550 KS	110550.KS	KR7110550001	South Korea	South Korea	KRW	No	Gold	Classic	ETF	Yes	Swaps	-	4.88	-	5 Nov 2009	Yes	7
Mizuho Gold etf	Mizuho	1683 JP	1683.OS	JP3047150002	Japan	Japan	JPY	No	Physical Gold	Physical	ETF	Yes	Physical	45	4.56	0.01	12 Feb 2010	Yes	
Mizuho Gold etf	Mizuho	1683 JI	-	JP3047150002	Japan	Japan	JPY	No	Physical Gold	Physical	ETF	Yes	Physical	45	4.56	0.00	15 Feb 2010	No	
ThaiDEX Gold ETF	One Asset Management Ltd	GOLD99 TB	GOLD99.BK	BBG0025BQ6N8	Thailand	Thailand	THB	No	LBMA Gold PM Fix	Classic	ETF	Yes	Physical	150	4.54	0.03	10 Oct 2011	Yes	
Canara Robeco Gold ETF	Canara Robeco	CRGETF IN	CRGETF.NS	INF760K01BR1	India	India	INR	No	Gold	Physical	ETF	Yes	Physical	150	1.96	0.00	16 Mar 2012	Yes	
Canara Robeco Gold ETF	Canara Robeco	CRGETF IS	CRGETF.NS	INF760K01BR1	India	India	INR	No	Gold	Physical	ETF	Yes	Physical	150	1.96	0.00	16 Mar 2012	No	
KSM Gold ETC	KSM	KSMGLD IT	KSMGL.TA	IL0010931603	Israel	Israel	ILs	No	Gold	Classic	ETN	No	Swaps	100	-	0.21	10 Jan 2005	Yes	
HAREL SAL – Gold ETC	Harel Sal	HRGLD33 IT	HRGLD33.TA	IL0011163180	Israel	Israel	ILs	No	COMEX Gold Futures Index	Classic	ETN	No	Futures	100	-	0.01	14 Dec 2009	Yes	
IDBI Gold ETF	IDBI Asset Management	IDBIGLD IS	IDBE.NS	INF397L01554	India	India	INR	No	Gold	Classic	ETF	Yes	Physical	150	-	0.04	17 Nov 2011	Yes	
MOST Shares Gold ETF	Motilal Oswal	MOSTGLD IN	MOSTGLD.NS	INF247L01072	India	India	INR	No	Gold	Classic	ETF	Yes	Physical	15	-	0.06	26 Mar 2012	Yes	
Kuveyt Turk Katilim GoldPlus ETF	Kuveyt Turk Participation Bank	GOLDP TI	-	TRYKTKB00011	Turkey	Turkey	TRY	Yes	Gold	Classic	ETF	Yes	Futures	-	-	0.96	2 Aug 2010	Yes	
Palladium																			
1x																			
ETFS Physical Palladium	ETF Securities	1675 JI	-	JE00B1VS3002	Jersey	Japan	JPY	No	LPPM Palladium PM Fix	Physical	ETC	Yes	Physical	49	286.34	0.00	24 Aug 2009	No	
ETFS Physical Palladium	ETF Securities	1675 JP	1675.T	JE00B1VS3002	Jersey	Japan	JPY	No	Physical allocated palladium to LPPM specifications	Physical	ETC	Yes	Physical	49	286.34	0.00	24 Aug 2009	No	
Mitsubishi Japan Physical Palladium ETF	Fruit of Gold	1543 JP	1543.T	JP3047220003	Japan	Japan	JPY	No	LPPM Palladium PM Fix	Physical	ETF	Yes	Physical	59	6.94	0.02	2 Jul 2010	Yes	
Mitsubishi Japan Physical Palladium ETF	Fruit of Gold	1543 JI	-	JP3047220003	Japan	Japan	JPY	No	LPPM Palladium PM Fix	Physical	ETF	Yes	Physical	59	6.94	0.00	2 Jul 2010	No	
ETFS Physical Palladium (AUS)	ETF Securities	ETPMPD AU	ETPMPD.AX	AU000ETPMPD3	Australia	Australia	AUD	No	Physical allocated palladium to LPPM specifications	Physical	ETC	Yes	Physical	49	1.66	0.00	19 Dec 2008	Yes	
Platinum																			
1x																			
ETFS Physical Platinum	ETF Securities	1674 JI	-	JE00B1VS2W53	Jersey	Japan	JPY	No	LPPM Platinum PM Fix	Physical	ETC	Yes	Physical	49	514.87	0.00	24 Aug 2009	No	
ETFS Physical Platinum	ETF Securities	1674 JP	1674.T	JE00B1VS2W53	Jersey	Japan	JPY	No	Physical allocated platinum to LPPM specifications	Physical	ETC	Yes	Physical	49	514.87	0.00	24 Aug 2009	No	
Mitsubishi Japan Physical Platinum ETF	Fruit of Gold	1542 JP	1542.T	JP3047210004	Japan	Japan	JPY	No	LPPM Platinum PM Fix	Physical	ETF	Yes	Physical	59	48.62	0.37	2 Jul 2010	Yes	
Mitsubishi Japan Physical Platinum ETF	Fruit of Gold	1542 JI	-	JP3047210004	Japan	Japan	JPY	No	LPPM Platinum PM Fix	Physical	ETF	Yes	Physical	59	48.62	0.00	2 Jul 2010	No	
ETFS Physical Platinum (AUS)	ETF Securities	ETPMPT AU	ETPMPT.AX	AU000ETPMPT9	Australia	Australia	AUD	No	Physical allocated platinum to LPPM specifications	Physical	ETC	Yes	Physical	49	9.50	0.02	30 Jan 2009	Yes	
Nomura Next Fund Platinum Index Linked ETF	Nomura	1682 JP	1682.OS	JP3047140003	Japan	Japan	JPY	No	Nikkei-TOCOM Platinum Index	Classic	ETF	Yes	Futures	45	5.04	0.01	12 Feb 2010	Yes	
NewWave Platinum ETN	Absa Capital	NEWPLT SJ	NEWPLTJ.J	ZAE000162590	South Africa	South Africa	ZAr	No	Platinum	Classic	ETN	No	Swaps	40	-	0.02	12 Mar 2012	Yes	
Silver																			
1x																			
ETFS Physical Silver	ETF Securities	1673 JI	-	JE00B1VS3333	Jersey	Japan	JPY	No	LBMA Silver PM Fix	Physical	ETC	Yes	Physical	49	684.79	0.00	24 Aug 2009	No	
ETFS Physical Silver	ETF Securities	1673 JP	1673.T	JE00B1VS3333	Jersey	Japan	JPY	No	Physical allocated silver to LBMA specifications	Physical	ETC	Yes	Physical	49	684.79	0.01	24 Aug 2009	No	
ETFS Physical Silver (AUS)	ETF Securities	ETPMAG AU	ETPMAG.AX	AU000ETPMAG8	Australia	Australia	AUD	No	Physical allocated silver to LBMA specifications	Physical	ETC	Yes	Physical	49	62.10	0.21	30 Jan 2009	Yes	
Mitsubishi Japan Physical Silver ETF	Fruit of Gold	1541 JP	1541.T	JP3047200005	Japan	Japan	JPY	No	LBMA Silver PM Fix	Physical	ETF	Yes	Physical	59	22.20	0.17	2 Jul 2010	Yes	
Mitsubishi Japan Physical Silver ETF	Fruit of Gold	1541 JI	-	JP3047200005	Japan	Japan	JPY	No	LBMA Silver PM Fix	Physical	ETF	Yes	Physical	59	22.20	0.00	2 Jul 2010	No	
Samsung KODEX Silver Futures Special Asset ETF	Samsung Asset Management	144600 KS	144600.KS	KR7144600004	South Korea	South Korea	KRW	Yes	Silver	Classic	ETF	Yes	Futures	68	12.37	0.09	14 Jul 2011	Yes	7
Tachlit Silver ETC	Tachlit	TGSLVR2 IT	TGSLVR.TA	IL0010977655	Israel	Israel	ILs	No	COMEX Silver Futures Index	Classic	ETN	No	Swaps	-	-	0.07	14 Aug 2006	Yes	
NewWave Silver ETN	Absa Capital	NEWSLV SJ	NEWSLVJ.J	ZAE000162566	South Africa	South Africa	ZAr	No	Silver	Classic	ETN	No	Swaps	40	-	0.00	12 Mar 2012	Yes	

Source: ETF Securities, Bloomberg

Data:

"-" indicates no data is available

- (1) ALPS Distributors, Inc. is the marketing agent for **ETFS Gold Trust, ETFS Silver Trust, ETFS Platinum Trust, ETFS Palladium Trust, ETFS Asian Gold Trust, ETFS Precious Metals Basket Trust, and ETFS White Metals Basket Trust**. ETF Securities Ltd. or its affiliates is not affiliated with ALPS Distributors, Inc. Certain marketing services may be provided for **ETFS Gold Trust, ETFS Silver Trust, ETFS Platinum Trust, ETFS Palladium Trust, ETFS Asian Gold Trust, ETFS Precious Metals Basket Trust, and ETFS White Metals Basket Trust** by ETF Securities Marketing LLC. [click here](http://www.etfsecurities.com/us/document/etfs_document.asp#prospectus) to review the prospectus. <http://www.uscf.com/uscf/etfs/etfs-prospectus.pdf>, Deutsche Bank and Greenhaven funds. For full details of the funds click here to review each issuer's prospectus. USCF click here <http://www.unitedstatescommodityfunds.com/pdfs/uso-prospectus.pdf>, Deutsche Bank click here http://www.invescopowershares.com/Literature/Lit_Category_Page.aspx?id=12 and Greenhaven funds click here <http://www.greenhavenfunds.com/documents/pdfs/prospectus.pdf>. More information regarding specific commodity ETPs can be found on the respective product issuers website go to page 147.
- (2) ISIN is the main identifier, but where available CUSIP is listed for US, WPK for German and Valoren for Swiss listed products.
- (3) "Classic" refers to commodity ETPs that track front month futures contracts; "Forward" refers to commodity ETPs that track futures contracts further along the curve than the front month; "Enhanced" refers to commodity ETPs that track indexes that try to optimise the roll yield; "Active" refers to commodity ETPs that track an index that is actively managed; and "Physical" refers to commodity ETPs that hold the underlying in specie.
- (4) Throughout this report the expense ratio for ETPs and Grantor Trusts is equal to the TER while the expense ratio for ETCs and ETNs is equal to MER. Please see the Glossary on page 142 for further details.
- (5) Some fund issuers do not publish shares outstanding, NAV and AUM figures which are indicated with "-". AUM for primary and cross listed ETPs are reported as same value and should not be double counted. Data as of June 30, 2012.
- (6) Average Daily Volume (ADV) over the latest quarter (April 1, 2012 – June 30, 2012).
- (7) Daily Shares Outstanding and/or Net Asset Values not available from main Data Provider (Bloomberg), AUM taken directly from Issuers websites or other public available data sources. AUM figures are not included in the global commodity ETP statistics as daily data is required. ETF Securities estimate that there is between \$6-8bn commodity ETP AUM that is not captured as daily data is not publicly available.

Glossary & Key Definitions

Below are brief descriptions and definitions of some of the key terms used in this publication.

Active refers to a commodity index or ETP where index weights may be changed according to a research analyst's view and therefore not a 'pure' passive index tracker

Asset Under Management (AUM) is calculated as the daily number of Shares Outstanding (SO) multiplied by Net Asset Value (NAV) and converted into US Dollars (FX) as published by the data provider:

$$AUM_t = (SO_t * NAV_t) * FX_t$$

Where SO or NAV is not provided daily by the data provider, other data sources have been used to estimate AUM figures. These AUM figures are not included in the global commodity ETP statistics as daily data is required.

Backwardation is when the front month futures contract price is higher than the next futures contract price. If an investor rolls the position, the roll return is positive.

Classic contracts refers to a commodity index or ETP that tracks near month futures

Commodity ETPs refer to all exchange traded products tracking commodity returns. They do not include ETPs tracking the equity of companies involved in the commodity industry.

Contango is when the front month futures contract price is lower than the next futures contract price. If an investor rolls the position, the roll return is negative.

Collateral Yield is the implied return (generally equal the return from US treasuries) accruing on the margin held on a commodity futures position. As commodity ETPs are fully funded (in contrast to most futures positions), Collateral Yield accrues on the full value of the funding.

Data Provider if not otherwise stated, Bloomberg is the main provider of all Shares Outstanding (SO), Net Asset Value (NAV), Turnover (TO) and FX rate (FX) data.

Enhanced refer to a commodity index or ETP that try to optimise performance by either track spot returns more accurately, improve the roll yield or performance by selecting commodities with highest performance momentum

Excess Return comprises the sum of the Spot Return and the Roll Return. The excess return measures the return of an un-collateralised commodity futures position.

Exchange Traded Commodities (ETCs) trade and settle like ETFs but are structured as debt instruments. They track both broad and single commodity indexes. ETC either physically hold the underlying commodity (e.g. physical gold) or get their exposure through fully collateralised swaps.

Exchange Traded Funds (ETFs) refer to exchange traded products that are structured and regulated as mutual funds or collective investment schemes:

United States:

In the United States, ETFs are registered under the Investment Company Act of 1940. Currently, US ETFs rely on physical delivery of the underlying assets for the creation and redemption of securities;

European Union:

In Europe, most ETFs are UCITS compliant collective investment schemes. UCITS funds are not allowed to invest in physical commodities but they are able to use synthetic index replication to obtain exposure to broad commodity indexes that satisfy the relevant diversification requirements;

Other jurisdictions:

Other jurisdictions, such as Switzerland, permit ETFs to use physical or synthetic replication to obtain commodities exposure without diversification restrictions.

Exchange Traded Notes (ETNs)

are similar to ETCs except that they are not collateralised, which means that an investor in an ETN will be fully exposed to issuer credit risk.

United States:

ETNs in the US publish NAV, AUM or Shares Outstanding information on a daily basis and are included in this publication.

Europe:

ETNs in Europe are not required to and often do not publicly report NAV, AUM or Share Outstanding information on a regular basis. Due to the lack of data it is not possible to include AUM or flow information for many of these products in this publication. However, for those that report data on a regular and timely basis, we will include them in our database as information becomes publicly available. In most cases, assets in these structures are small relative to holdings in ETCs and ETFs and therefore their omission should not materially affect the broader aggregate analysis.

Exchange Traded Products (ETPs)

is the umbrella term covering Exchange Traded Funds (ETFs), Exchange Traded Commodities (ETCs), Exchange Traded Notes (ETNs), US Limited Partnerships (LPs), US Grantor and other statutory trusts. Commodity ETPs are open-ended securities listed on a stock exchange tracking an underlying commodity asset. They do not include ETPs tracking the listed equities of companies involved in commodity businesses.

Expense Ratios

are a measure of the costs associated with managing and operating an ETP:

Management Expense Ratios (MER)

are used for ETCs and ETNs in this report and include management fees and potential other expenses such as legal, auditor and insurance fees but exclude swap fees. For this publication the MERs are calculated as a percentage of AUM. Investors should always review the relevant prospectus to understand the applicable MER for any given ETP.

Total Expense Ratios (TER)

are used for ETFs and US grantor and statutory trusts in this report. TERs are calculated as the total costs of the fund divided by the fund's total assets and reported in percentage terms. Investors should always review the relevant prospectus to understand the applicable TER for any given ETP.

Forward

refers to a commodity index or ETP that tracks futures contracts further out on the curve

Net Asset Value (NAV)

is the total daily value of each ETP per share converted into US Dollars.

Net Flows (NF)

are the daily net inflows of new money into an ETP and are calculated as the daily change in Shares Outstanding (SO) multiplied by the daily NAV converted into US Dollars (FX) at the daily FX rate as published by the data provider:

$$NF_t = ((SO_t - SO_{t-1}) * NAV_t) * FX_t$$

Where SO or NAV is not provided daily by the data provider, other data sources have been used to estimate AUM figures in the reference guide. These AUM figures are not included in the global commodity ETP statistics as daily data is required.

Roll Return

is the return associated with selling near month futures contracts prior to expiry, and re-investing the proceeds in next month futures contracts. Rolling keeps an investor fully invested. The roll return can be positive (backwardation) or negative (contango).

Sectors

Definition of sectors which are referred to throughout this report, commodity ETPs aum, flows and/or turnover data is grouped into six main sectors which each contains a number of sub-sectors:

Diversified Broad

contains diversified broad, diversified broad light energy and diversified broad ex energy commodity ETP products

Agriculture

contains diversified agriculture baskets, cocoa, coffee, corn, cotton, grains, softs, soybeans, soybeans meal, soybeans oil, sugar and wheat commodity ETP products

Energy

contains diversified energy baskets, biofuels, carbon, crude oil, gasoline, heating oil, natural gas and petroleum commodity ETP products

Industrial Metals

contains diversified industrial metals baskets, aluminium, copper, lead, nickel, tin, uranium and zinc commodity ETP products

Livestock

contains diversified livestock baskets, lean hogs and live cattle commodity ETP products

Precious Metals

contains diversified precious metals baskets, gold, palladium, platinum, rhodium and silver commodity ETP products

Shares Outstanding (SO)

is the number of units issued by each ETP on a daily basis as published by the data provider.

Spot Return

is the percentage change in price of the relevant futures contract – generally the near month or spot futures contract.

Turnover (TO)

is the daily number of shares traded on exchange (SE) multiplied by NAV and converted into US Dollars (FX) as published by the data provider:

$$TO_t = (SE_t * NAV_t) * FX_t$$

Total Return

is the return that an investor can earn by holding a long only, fully collateralised position in commodity futures. A total return consists of three sources of return: Commodity Price (Spot) Return, Roll Return, and Collateral Return.

Commodity returns are measured using total return because the spot return is generally not an investable return. The spot return is not investable because most commodities held for investment purposes are unsuitable to be held in physical form.

Undertakings for Collective Investment in Transferable Securities (UCITS)

are investment vehicles which meet the requirements of a set of European Union directives that aim to enable collective investment schemes to operate freely throughout the EU on the basis of a single authorisation from one member state.

US Grantor and Statutory Trusts

may only hold a defined set of assets plus a small amount of cash. They are usually used to hold precious or industrial metals in the United States. Statutory trusts may hold a wider range of commodities, and may hold derivative assets i.e. swaps and futures. Grantor and statutory trusts are often referred to as ETFs but differ in that they are registered under the Security Act of 1933 and not the Investment Company Act of 1940.

Previous Editions of the Global Commodity ETP Quarterly

Please find below links to previous editions of the Global Commodity ETP Quarterly series. These can be accessed by clicking on the title or by contacting info@etfsecurities.com

Q4 2010 (January 2011)

Special Features:

- Global Commodity ETP Trends 2010 and 2011 Outlook
- Commodity ETPs Take Off
- Contango, Backwardation and Futures Curve Dynamics Explained

Q1 2011 (April 2011)

Special Features:

- Commodity ETP Flow Analysis – Q1 2011
- How to Choose a Commodity Index

Q2 2011 (July 2011)

Special Features:

- Commodity ETP Flow Analysis – Q2 2011
- Classifying Commodity ETPs – A Structurer's View

Q3 2011 (October 2011)

Special Features:

- Commodity ETP Flow Analysis – Q3 2011
- The World Gold Market at a Glance

Q4 2011 (January 2012)

Special Features:

- Commodity ETP Flow Analysis – Q1 2012

Q1 2012 (April 2012)

Special Features:

- Commodity ETP Flow Analysis – Q1 2012
- Currency Hedged Commodity ETPs – Taking Currency Risk Out of Commodity Investing

Issuer Details

North America

Issuer	Website
BMO	etfs.bmo.com
BNP Paribas	stream.bnpparibas.com
ELEMENTS	elementetn.com
ETF Securities	etfsecurities.com
FactorShares	factorshares.com
Goldman Sachs	goldmansachs.com
GreenHaven	greenhavenfunds.com
Horizons BetaPro	horizonsetfs.com/
iPath	ipathetn.com
	ipath.barcap.com
iShares	ishares.com
PowerShares	invescopowershares.com
	powersharetfs.com
ProShares	proshares.com
Sprott	sprott.com
State Street	spdr.com
Teucrium Trading	teucrium.com
United States Commodity Funds	unitedstatescommodityfunds.com
VelocityShares	velocityshares.com

Europe

Issuer	Website
Amundi	amundietf.com
Commerzbank	zertifikate.commerzbank.de
ComStage	comstage.de
Credit Suisse	csetf.com
db x-trackers	etf.db.com
	etc.db.com
Deutsche Börse Commodities	boerse-frankfurt.de
EasyETF	easyetf.com
Julius Bear	jbfundnet.com
Lyxor	lyxoretf.fr
	lyxoretn.fr
Raiffeisen	raiffeisen.ch
RBS	marketaccess1.rbs.com
Societe Generale	sglistedproducts.com
Source	source.info
UBS	ubs.com/etf
	ubs.com/cmci
XACT	xact.se
ZKB	zkb.ch

Issuer Details

Asia Pacific/Africa/Middle East

Issuer	Website
Absa Capital	absacapitaletfs.com
Axis Bank	axismf.com
BBL Asset Management Co	bblam.co.th
Benchmark	benchmarkfunds.com
BetaShares	betashares.com.au
Birla Sun Life Asset Management	birlasunlife.com
Canara Robeco	canararobeco.com
Dubai Gold Securities	dubaigoldsecurities.com
FinansBank	glctr.com
Hang Seng Investment Management	hangseng.com
Harel Sal	harel-group.com
Housing Development Finance Co	hdfcfund.com
Hyundai Marine & Fire Insurance	hlc.co.kr
IDBI Asset Management	idbimutual.co.in
Kasikorn Asset Management	kasikornasset.com
Kotak	kotakmutual.com
Krung Thai Asset Management	ktam.co.th
KSM	xnes.co.il
Kuveyt Turk Participation Bank	kuveytturk.com.tr
Mirae Asset	tigeretf.com
Mitsubishi UFJ	uk.am.mufg.jp
Mizuho	mizuho-am.co.jp
Motilal Oswal	mostshares.com
Nomura	nomura-am.co.jp
One Asset Management Ltd	one-asset.com
Prudential ICICI Mutual Fund	icicipruamc.com
Psagot	psagot.co.il
Quantum Mutual Fund	quantumamc.com
Rand Merchant Bank	rmb.co.za
Reliance Mutual	reliancemutual.com
Religare Mutual Fund	religaremf.com
Samsung Asset Management	kodex.com
SBI Mutual Fund	sbimf.com
Simplex	simplexasset.com
Tachlit	tih.co.il
Thanachart Fund Management	thanachartfund.com
UTI Mutual Funds	utimf.com
Value Partners	valueetf.com.hk



Europe

ETF Securities (UK) Limited.
3 Lombard Street
London EC3V 9AA, UK
t +44 (0) 207 448 4330
f +44 (0) 207 448 4336
e info@etfsecurities.com

North America

ETF Securities (US) LLC.
11th Floor, 48 Wall Street
New York, NY 10005, USA
t +1 212 918 4954
f +1 212 918 4972
e infony@etfsecurities.com

Asia Pacific

ETF Securities (Japan) Ltd.
Ark Mori Building 12F, 1-12-32 Akasaka
Minato-ku, Tokyo 107-6012, Japan
t +81 3 4360 9101
f +81 3 4360 8201
e info@etfsecurities.com